

GB




**À LA CARTE S126.GL780
PREMIUM 2020 +**


Contents


Carcase.....	2
Visible sides.....	2 3
Heights of carcass and fronts.....	4 5 6
Glass.....	7
Blum LEGRABOX.....	8
Melamine fronts	
TOUCH / TOUCH com.....	10
PORTO H/V wl / PORTO H/V wl com.....	11
SHERWOOD H/V / SHERWOOD H/V com.....	12
SINCRONO H/V / SINCRONO H/V com.....	13
SMART H/V / SMART H/V com.....	14
CALM H/V / CALM H/V com.....	14
CEMENTO / CEMENTO com.....	15
MARBLE / MARBLE com.....	15
METALL H/V / METALL H/V com.....	16
CROSS / CROSS com.....	17
TWIST / TWIST com.....	17
MOSAICO / MOSAICO com.....	18
SANDSTONE H/V / SANDSTONE H/V com.....	18
STYLE.....	19
DIFFUSE.....	19
FRAME 19.....	20
TREND 8.....	20
Matt-Line	
YOUNG MATT / YOUNG MATT com.....	22
FROST / FROST com.....	22
OPACO / OPACO com, URBAN / URBAN com.....	23
EXTREM / EXTREM com.....	24
EXTREM MARMOR H/V / EXTREM MARMOR H/V com.....	24
FENIX / FENIX com.....	25
FENIX STEEL H/V / FENIX STEEL H/V com.....	26
IRIDIUM / IRIDIUM com / POWDER.....	27
EFFECTO / EFFECTO com / CONCRETE.....	28
LUNA MICRON / LUNA MICRON com.....	29
LUNA SOFT / LUNA SOFT com.....	30
LUNA R2 / LUNA R2 com.....	31
LUNA R2 RAL / LUNA R2 RAL com.....	31
LATINI R2, LATINI R2 RAL.....	31
INSPIRATION SOFT.....	32
ELEGANCE SOFT.....	33
SMOOTH / SMOOTH RAL.....	34 35
High-gloss Line	
SILK / SILK com.....	37
YOUNG GLOSS / YOUNG GLOSS com.....	37
ESPRIT / ESPRIT com.....	38
ESPRIT INFINITY / ESPRIT INFINITY com.....	38
LUCE / LUCE com.....	39
LUCE INFINITY / LUCE INFINITY com.....	39
LUCE colored / LUCE colored com.....	40
PASSION / PASSION com.....	40
PASSION R2 RAL.....	40
ARTE Hochglanz.....	41
LUCIDA / LUCIDA com.....	41
Foil-wrapped fronts	
GROOVE matt.....	43
CASTLE matt, MEDA matt.....	44
MODERNO matt, STEP matt.....	45
Wood	
MALAGA color.....	47
CASELLA.....	47
TOSCANA.....	48
Oak-Line	
PLANK-OAK anticato.....	50
ROUGH zero + R15.....	50
CADRE anticato.....	51
BLACK-LINE.....	51
MERINO anticato.....	52
MATRIX sierrado.....	53
SPLIT-OAK H/V anticato.....	54
INTENSE H/V.....	54
TELAIO anticato.....	55
INCAVO anticato.....	55
ORBITA anticato.....	56
SOLCO anticato.....	56
STRETTO anticato.....	57
RIPIENO anticato.....	57
Handles, worktop decors, colour charts and discontinued lines	
Handles.....	59 60 61 62 63
Worktop decors.....	64 65 66
Colour charts.....	66 67 68 69 70
Discontinued lines 2019.....	70

Legend


N	NEW
GL	Handleless (flatdoor)
GLD E/B	Handleless DECOR (flatdoor), profile stainless steel or black
GLV E/B	Handleless (door with 45° chamfer + metal-strip) metal-strip stainless steel or black
GLX E	Handleless (door with 90° routing + stainless steel strip)
GLV 45	Handleless (door with 45° chamfer)
GLX 90	Handleless (door with 90° routing)
GLU	Handleless (wooden door with U-routing)

ELarge  Extra-large, crockery cabinets with one-piece full-height doors can be supplied up to 195 cm high in **wood decor**, and up to 234 cm in **unicolours**

EWide  Extra-wide pull-outs and flaps available as a special size up to max. 180 cm

XTend  Tall unit fronts available with full-height doors (without filler panels)

COM Range available with **COM strip rounded 996, square 997 and down 995**

CLA  Some appliance housing units require a different front partition (see price list) for the COM/ARTE ranges

Carcase

KS Carcase inside and outside in colour
* to choice, no carcase in front colour available

Visible sides

if required, please specify when ordering!
(Wood decors always with vertical graining)









-	none required
KS	Melamine
WL	Woodline
ST	Texture
UM	Ultra-matt
SM	HPL matt
SMF	HPL matt Fenix
SMFi	HPL matt Fenix inox
XTR	HPL matt Extrem
SZ	HPL soft cement
UV-ML	UV matt lacquered
ML	Matt lacquered
PL	Powder coating
BT	Concrete
LM	Lacquered metal look
EG	Fine gloss
SG	HPL gloss
UV-HG	UV high gloss
LG	High-gloss lacquered
FL	Veneered lacquered
FA	Veneered anticato (sandblasted or brushed, then lacquered)
FR	Veneered anticato (Rough/Intense)
FS	Veneered sierrado (saw-cut look, lacquered)

Panels

-	not available
KS	Melamine*
WL	Woodline
ST	Texture
UM	Ultra-matt
SM	HPL matt
SMF	HPL matt Fenix*
SMFi	HPL matt Fenix inox
XTR	HPL matt Extrem*
SZ	HPL soft cement
UV-ML	UV matt lacquered
ML	Matt lacquered
PL	Powder coating
BT	Concrete
LM	Lacquered metal look

EG	Fine gloss
SG	HPL gloss
UV-HG	UV high gloss
LG	High-gloss lacquered
FL	Veneered lacquered
FA	Veneered anticato (sandblasted or brushed, then lacquered)
FR	Veneered anticato (Rough/Intense)
FS	Veneered sierrado (saw-cut look, lacquered)

Cornice / Light pelmet

OZ 14	 Light pelmet melamine or matt lacquered
OZ 15	 Cornice melamine or matt lacquered
OZ 36	 Light pelmet melamine or matt lacquered
OZ 37	 Cornice melamine or matt lacquered
OZ 40	 Light pelmet mit Holzstruktur, lackiert (FL)
OZ 41	 Kranzleiste mit Holzstruktur, lackiert (FL)
OZ 53	 Cornice melamine or matt lacquered
OZ 54	 Light pelmet melamine or matt lacquered

Pilasters (Shaker)

K	Pilaster, foil-wrapped
M	Pilaster solid square, lacquered
RL	Pilaster solid round, lacquered

Plinth panels

When ordering, please specify if a surface other than KS is required! (Wood decors always horizontal graining)

-	not available
KS	Melamine
WL	Woodline horizontal (max. 260 cm)
ST	Texture horizontal (max. 260 cm)
UM	Ultra-matt (max. 260 cm)
SM	HPL matt
SMF	HPL matt Fenix
SMFi	HPL matt Fenix inox
XTR	HPL matt Extrem
SZ	HPL soft cement
UV-ML	UV matt lacquered
ML	Matt lacquered
PL	Powder coating (max. 270 cm)
BT	Concrete (max. 250 cm)
LM	Lacquered metal look
EG	Fine gloss (max. 260 cm)
SG	HPL gloss
UV-HG	UV high gloss
LG	High-gloss lacquered
FL	Veneered lacquered (max. 260 cm)
FA	Veneered anticato (max. 260 cm) (sandblasted or brushed, then lacquered)
FR	Veneered anticato (Rough/Intense, max. 260 cm)
FS	Veneered sierrado (saw-cut look lacquered, max. 260 cm)

Open shelving

When ordering, please specify if a surface other than KS is required! (Wood decors always with vertical graining)

-	Colour not available
KS	Melamine*
WL	Woodline
ST	Texture
UM	Ultra-matt
SM	HPL matt
SZ	HPL soft cement
EG	Fine gloss
SG	HPL gloss
FL	Veneered lacquered
FA	Veneered anticato (sandblasted or brushed, then lacquered)

* STY = STYLE edge, material also available with STYLE edge!
See page 19

KS



bianco 006




black 008



carbon 063



oak bardolino 030



fango 014



graphite 017



grigio 095



cashmere 024



pebble 064



magnolia 090



muscata 013



natural knotty oak 028



optiwhite 007



sanremo oak 046



sharky 126



snow 101



vicenza oak claire 153



vicenza oak noce 154

All wood decors with textured surface (WL/ST)



Visible sides

On carcasses with visible sides the front edge of the visible sides (only this one) is in the colour of the visible sides. All other edges are in carcasse colour. As a result of differences in material and texture, the colours of visible sides can deviate slightly from the colours of the fronts.

VISIBLE SIDES AT NOR EXTRA CHARGE

VISIBLE SIDE:	CARCASE:	VISIBLE SIDE:	CARCASE:	VISIBLE SIDE:	CARCASE:
WL Woodline		WL Woodline		EG Fine gloss	
bianco	bianco	textile 1	to choise	bianco	bianco
darkwood	to choise	stormy oak	to choise	cashmere	cashmere
graphite	graphit	UM Melamin ultramatt		optiwhite	optiwhite
halfax weiß	to choise	bianco	bianco		
knotty oak	to choise	magnolia	magnolie		
nordic	to choise	snow	snow		

Visible sides

On carcasses with visible sides the front edge of the visible sides (only this one) is in the colour of the visible sides. All other edges are in carcass colour. As a result of differences in material and texture, the colours of visible sides can deviate slightly from the colours of the fronts.

VISIBLE SIDES AT NO EXTRA CHARGE

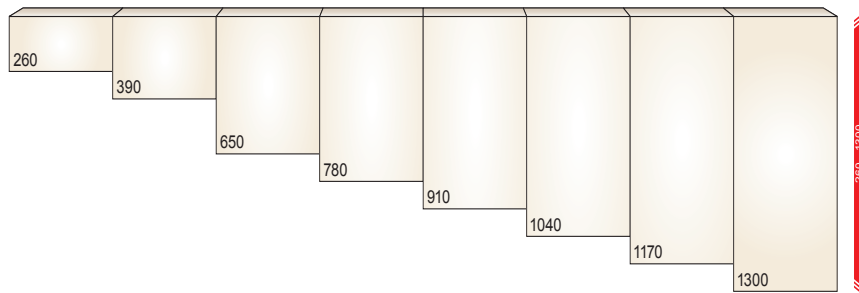
VISIBLE SIDE:	CARCASE:	VISIBLE SIDE:	CARCASE:	VISIBLE SIDE:	CARCASE:
ST Texture		ST Texture		ST Texture	
basalt dunkel	to choice	light (Calm)	to choice	sherwood bushy park	to choice
bianco (Mosaico)	bianco	light grey	to choice	sherwood cigar	to choice
black (Cemento)	black	madre	to choice	sherwood engadina	to choice
black (Mosaico)	black	marble anthracite	to choice	sherwood greenwich	to choice
black (Metall)	black	marble bianco	to choice	sherwood magnolia	magnolia
bronze	to choice	marble black	to choice	sherwood nature	to choice
brown	to choice	medium (Calm)	to choice	sherwood richmond	to choice
castano	to choice	light oxide	to choice	dark steel	to choice
curio	to choice	reno	to choice	steel blue	to choice
dunkel (Calm)	to choice	sabbia	to choice	light umbra	to choice
exe	to choice	sherwood black	black	tellu	to choice

VISIBLE SIDES AGAINST UPCHARGE

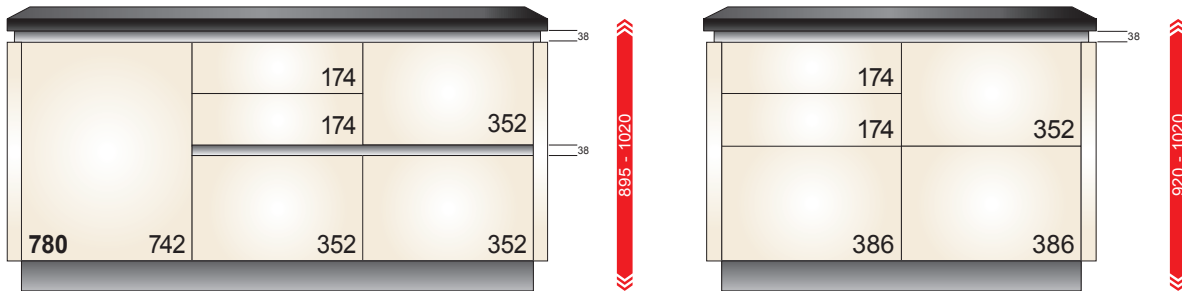
XTR HPL matt Extrem		ML - Matt lacquered		UV Lacquer high-gloss	
black	black	champagne	to choice	anthracite	to choice
graphite	graphite	champagne crumble	to choice	azure blue	to choice
cashmere	cashmere	fango	fango	black	black
marble bianco	to choice	graphite	graphite	blue grey	to choice
marble black	to choice	grigio	grigio	lemon	to choice
optiwhite	optiwhite	cashmere	cashmere	onyx grey	to choice
sharky	sharky	pebble	pebble	papaya	to choice
snow	snow	londra	to choice	red	to choice
SM HPL matt		magnolia	magnolia	vino	to choice
bianco	bianco	midnight blue	to choice	FL veneered lacquered	
fango	fango	muscata	muscata	bianco	bianco
magnolia	magnolia	olive	to choice	black	black
muscata	muscata	optiwhite	optiwhite	graphite	graphite
optiwhite	optiwhite	peach	to choice	cashmere	cashmere
SMF HPL matt Fenix		rust	to choice	magnolia	magnolia
bianco	bianco	sharky	sharky	muscata	muscata
black	black	snow	snow	RAL/Sikkens/NCS colours	to choice
light grey	to choice	fir green	to choice	FA Veneered Anticato	
kos white	bianco	taupe	to choice	beachwood	to choice
londra	to choice	titanium	to choice	bianco	bianco
midnight blue	to choice	titanium crumble	to choice	black	black
optiwhite	optiwhite	RAL/Sikkens/NCS colours	to choice	driftwood	to choice
SMFi HPL matt Fenix inox		LM Lacquered metal look		graphite	graphite
inox	to choice	bronze dark	to choice	chestnut	to choice
SZ HPL soft cement		bronze light	to choice	loam	to choice
cement white	to choice	silver	to choice	magnolia	magnolia
BT Concrete		titanium	to choice	nature/natural asteiche	to choice
super-bright	to choice	PL Powder-coated		sanremo oak	sanremo oak
clair-light	to choice	bianco	bianco	RAL/Sikkens/NCS colours	to choice
moyen-medium	to choice	graphite	graphite	FR Veneered Anticato (Rough/Intense)	
fonce-dark	to choice	grigio	grigio	black	black
UV Matt lacquered		cashmere	cashmere	graphite	graphite
anthracite matt	to choice	magnolia	magnolia	nature	to choice
bianco matt	bianco	snow	snow	pastell loam	to choice
brown matt	to choice	SG HPL gloss		pastell shadow	to choice
carbon matt	carbon	bianco	bianco	pastell smoke	to choice
fango matt	fango	fango	fango	plage	to choice
fjord blue matt	to choice	grigio	grigio	tobacco	to choice
grigio matt	grigio	gris	to choice	FS Veneered Sierrado (saw-cut)	
cashmere matt	cashmere	magnolia	magnolia	bianco	bianco
pebble-grey matt	pebble	muscata	muscata	black	black
magnolia matt	magnolia	optiwhite	optiwhite	graphite	graphite
ocean matt	to choice	snow	snow	magnolia	magnolia
steel gold-brown matt	to choice	LG High-gloss lacquered		natural knotty oak	to choice
ML - Matt lacquered		bianco	bianco	RAL/Sikkens/NCS colours	to choice
bianco	bianco	optiwhite	optiwhite		
black	black	snow	snow		
blue grey	to choice	RAL/Sikkens/NCS colours	to choice		
carbon	carbon				

dimensions in mm

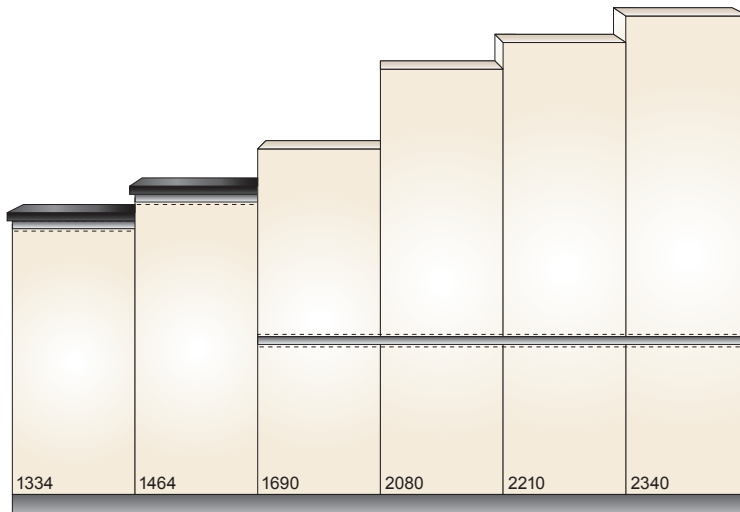
WALL UNITS



BASE UNITS

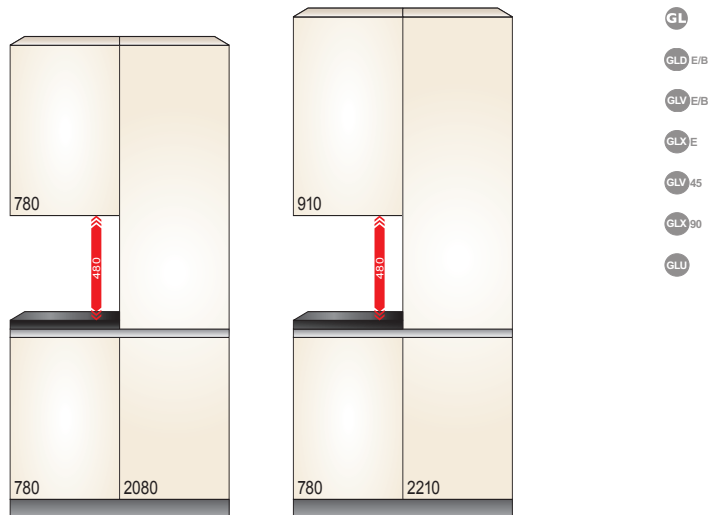


TALL UNITS



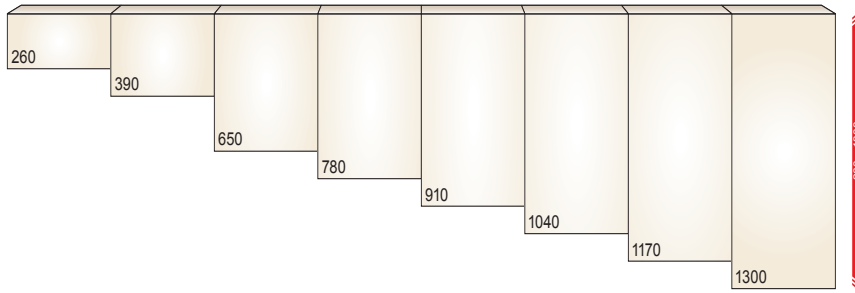
- GL
- GLD E/B
- GLV E/B
- GLX E
- GLV 45
- GLX 90
- GLU

COMBINATION OF BASE, TALL AND WALL UNITS

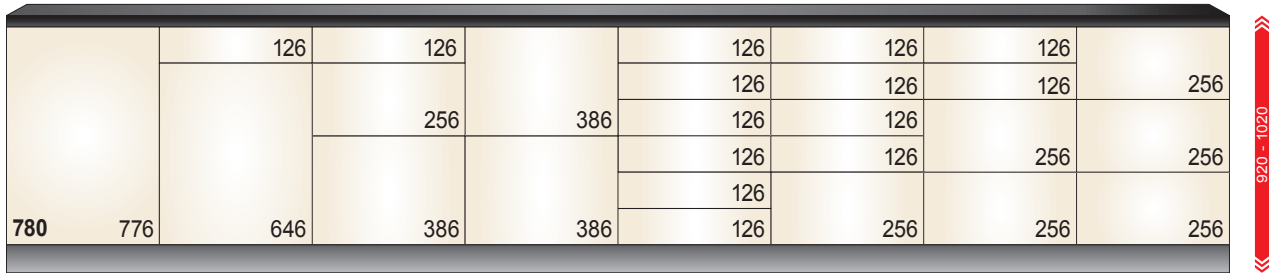


dimensions in mm

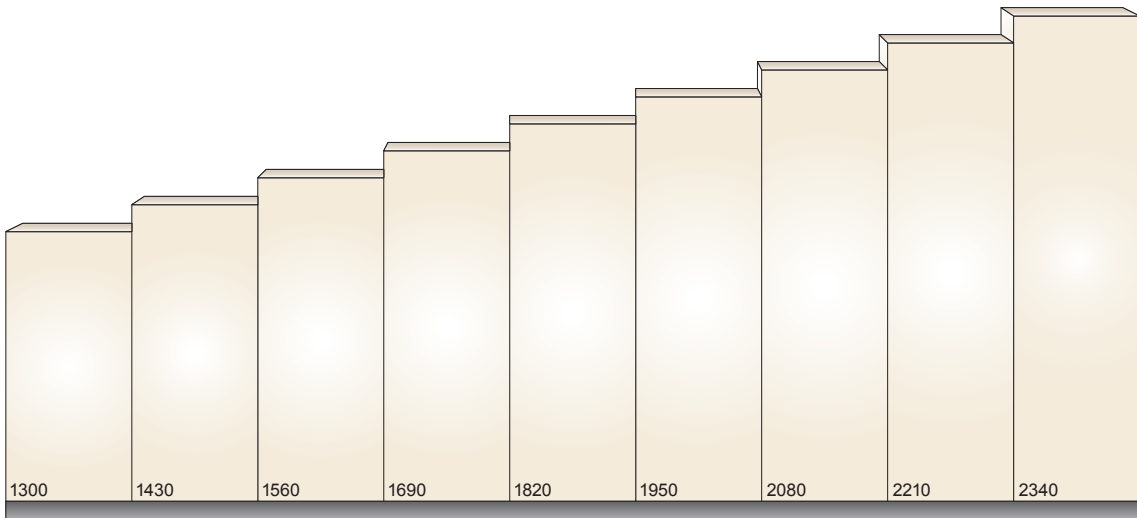
WALL UNITS



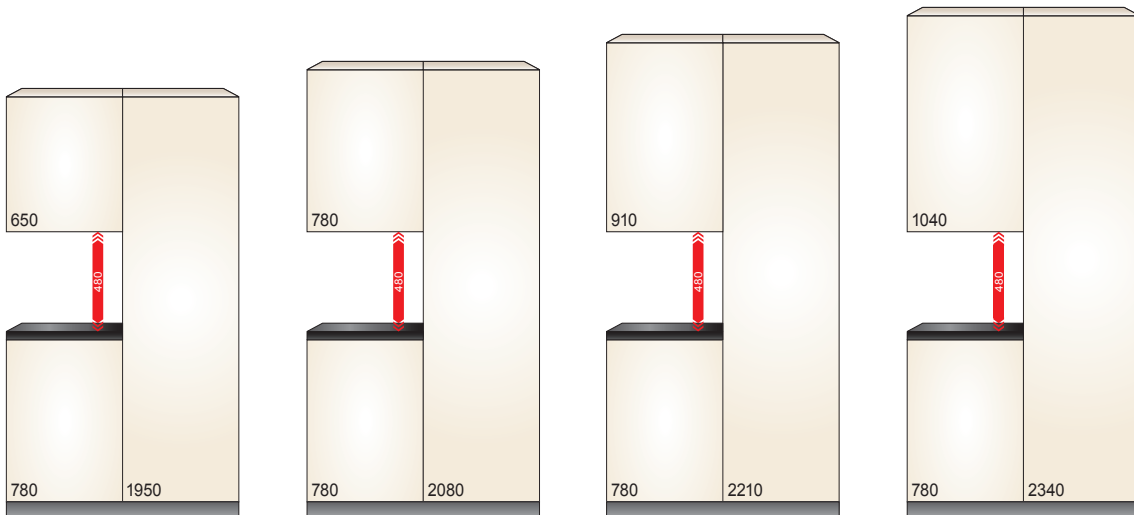
BASE UNITS



TALL UNITS

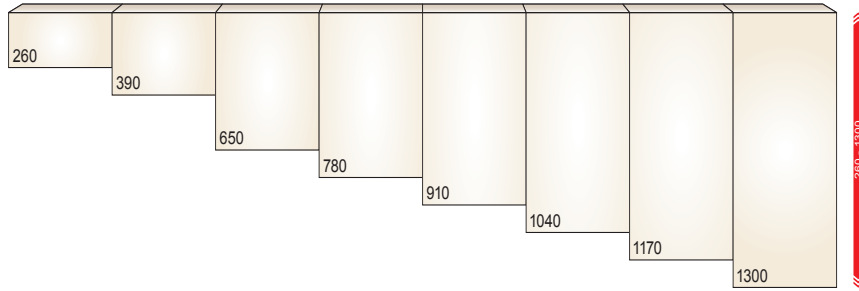


COMBINATION OF BASE, TALL AND WALL UNITS

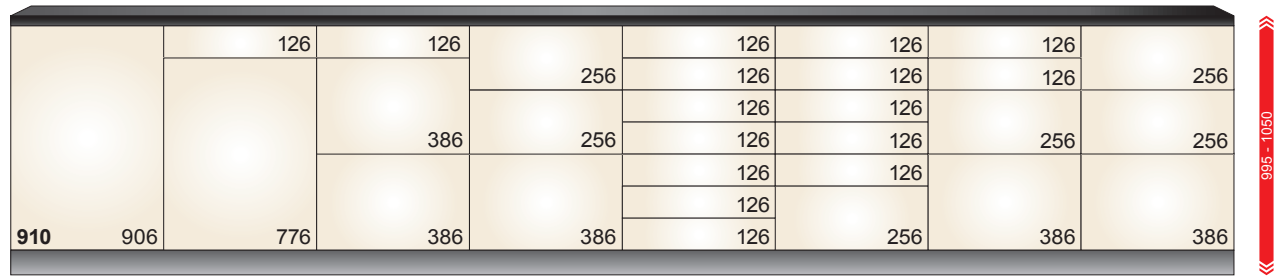


dimensions in mm

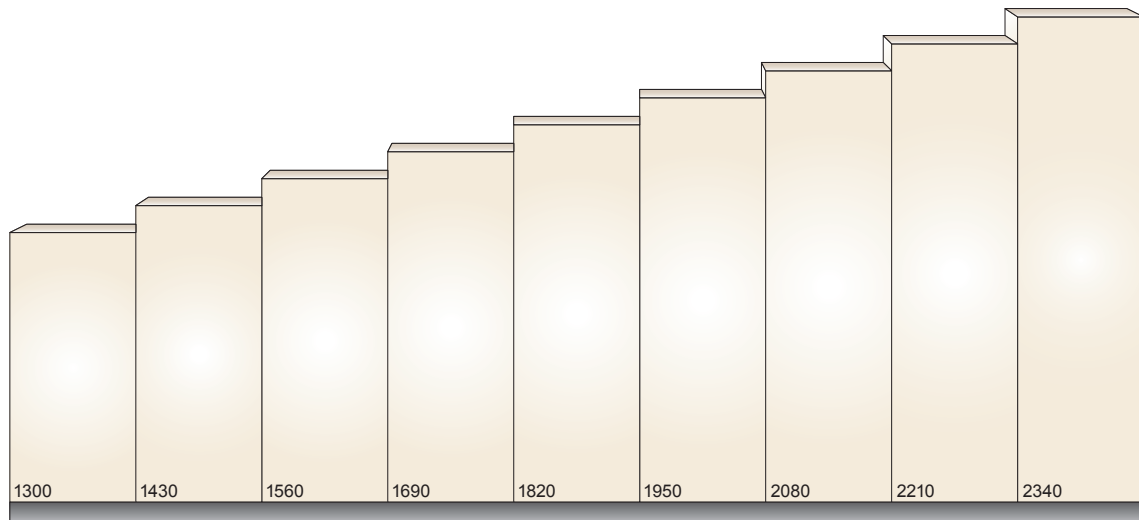
WALL UNITS



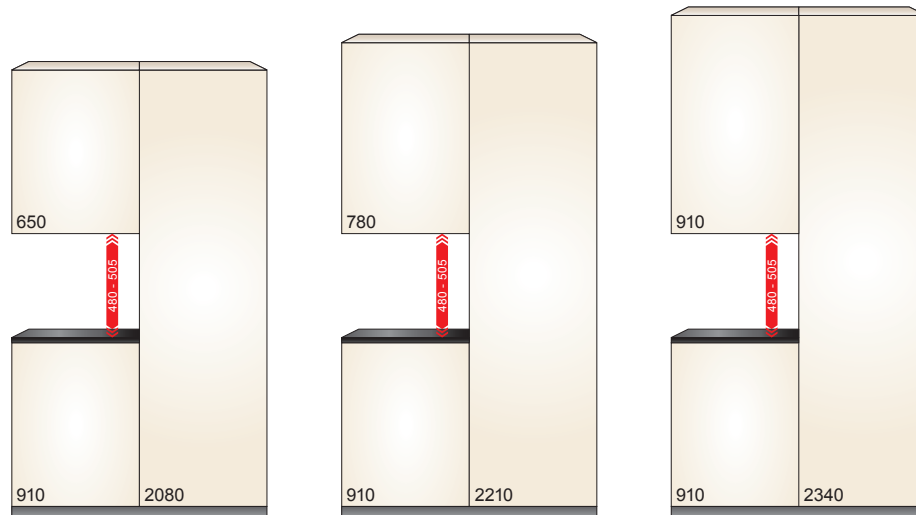
BASE UNITS



TALL UNITS




COMBINATION OF BASE, TALL AND WALL UNITS



Universal glass doors

FRAME 20 MM



GLASS TYPES	ALU	INOX	SNOW	BLACK
	A20	I20	S20	B20
Clear glass (KG)	*	*	*	*
Matt satinato (SAT M)	*	*	*	*
Shiny satinato (SAT G)	*	*	*	*
Shiny black glass (SG G)	-	-	-	*

Aluminium frame **20 x 20** mm in the various colour options.
Frame only available with metal knob.

Please always specify the required glass type.

FRAME 50 MM



GLASS TYPES	ALU	INOX	SNOW	BLACK
	A50	I50	S50	B50
Clear glass (KG)	*	*	*	*
Matt satinato (SAT M)	*	*	*	*
Shiny satinato (SAT G)	*	*	*	*
Shiny black glass (SG G)	-	-	-	*

Polished aluminium frame **50 x 20** mm in the various colour options.
Frame only available with bar handle STG/STGE (extra charge applicable).

Please always specify the required glass type.

FRAME 55 MM



GLASS TYPES	INDUSTRY LOOK
	IL55
Clear glass (KG)	*

Frame 55 x 20 mm in the industry look.
The frame is always supplied without drilling.

GLASS TYPES



KG Clear glass
SAT M Matt satinato
SAT G Shiny satinato
SG G Shiny black glass

Range-assigned glass doors

R	G*	GM	L	K	H
KG	KG	KG	KG	KG	KG
SAT M	SAT M	SAT M	SAT M	SAT M	SAT M
SAT G	SAT G	SAT G	SAT G	SAT G	SAT G
SG G	SG G	SG G	SG G	SG G	SG G

G* Glass element can be positioned either left or right.

GLASS TYPES



KG Clear glass
SAT M Matt satinato
SAT G Shiny satinato
SG G Shiny black glass

Blum LEGRABOX for drawers and pull-outs

- Elegant slim box system in the colour matt orion grey
- The drawer frames are absolutely straight inside and out, featuring 12.8 mm thick sides
- Metal back panel
- Undermounted runners
- High dynamic load bearing capacity
40 kg up to 60 cm width
70 kg from a width of 80 cm upwards
- Smooth running action even when fully loaded
- Silent and effortless closing with integrated BLUMOTION
- Minimal sag due to the sturdy cabinet profile
- Colour-matched inner dividing system
- TIP-ON BLUMOTION available for LEGRABOX (mechanical one-touch opening for drawers and pull-outs)
- SERVO-DRIVE flex available for the electrical opening of handleless integrated fridges and dishwashers

19 mm carcass

Concealed hanging brackets

Screwfastened 5 mm **MDF** back panel

19 mm removable shelves with securing pin

3 mm shelf supports

Blum all-metal hinges with integral damping
180° hinge with integral damping

E[Large]
X[Tend]
[←EWide→]

Screwfastened 5 mm **MDF** back panel

19 mm solid wood crossbar

Standard carcass depth 575 mm,
550 mm optional at no extra charge

18 different carcass colours,
matching colour inside and out

Thin-walled LEGRABOX with
undermounted runners and steelback panel



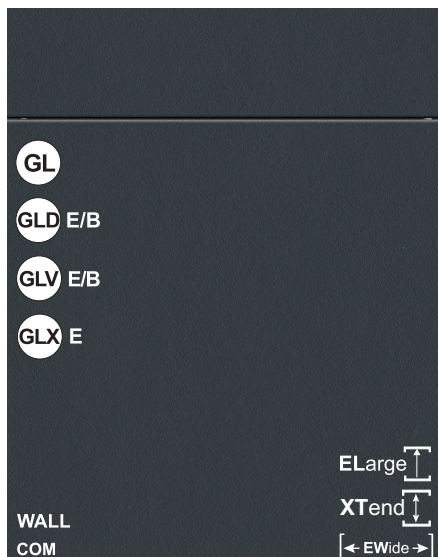
Legrabox - oriongrey
(free of charge / standard)



NEW
Legrabox - Free
with 10 mm clear glass
(extra charge)

Melamine
fronts





Front: Melamine with fine-matt (KS)/ ultra-matt (UM) surface and zero joint edge all around, reverse side in the same colour (the surface feel of the different colours varies slightly)

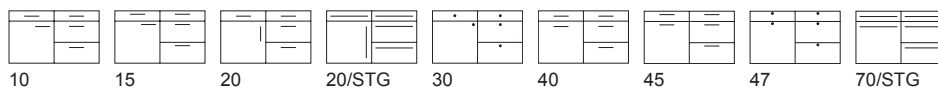
Glass doors

G/GM/R Framed glass door,
L Door with vertical side stiles



TOUCH	COM	Front colour	Carcases	Vis. side	W 19	W50+100	KL/LL	Plinth Panels	Shelving
108 006	229 006	bianco	KS	UM	UM	UM	-	UM	UM
108 063	229 063	carbon	KS	-	KS	KS	-	KS	KS
108 014	229 014	fango	KS	-	KS	KS	-	KS	KS
108 095	229 095	grigio	KS	-	KS	KS	-	KS	KS
108 024	229 024	cashmere	KS	-	KS	KS	-	KS	KS
108 064	229 064	pebble	KS	-	KS	KS	-	KS	KS
108 090	229 090	magnolia	KS	UM	UM	UM	-	UM	UM
108 013	229 013	muscata	KS	-	KS	KS	-	KS	KS
108 007	229 007	optiwhite	KS	-	KS	KS	-	KS	KS
108 126	229 126	sharky	KS	-	KS	KS	-	KS	KS
108 101	229 101	snow	KS	UM	UM	UM	-	UM	UM

Handle drilling options TOUCH

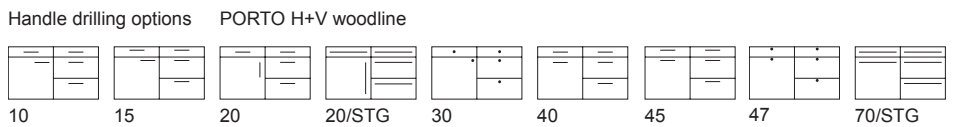




Front: Melamine, 0.8 mm edge all around, wood decor with **horizontally/vertically running** woodline surface, reverse side in the same colour
Glass doors
 G/GM/R Framed glass door,
 L Door with vertical side stiles

PORTO H	COM	Front colour	Carcases	Vis. side	W 19	W50+100	KL/LL	Plinth Panels	Shelving
105 006	250 006	bianco, H	KS	WL	WL	WL	-	WL	WL
105 045	250 045	oak bardolino, H	KS	-	WL	WL	-	WL	WL
105 017	250 017	graphite, H	KS	WL	WL	WL	-	WL	WL
105 028	250 028	nat. knotty oak, H	KS	-	WL	WL	-	WL	WL

PORTO V	COM	Front colour	Carcases	Vis. side	W 19	W50+100	KL/LL	Plinth Panels	Shelving
104 006	249 006	bianco, V	KS	WL	WL	WL	-	WL	WL
104 045	249 045	oak bardolino, V	KS	-	WL	WL	-	WL	WL
104 017	249 017	graphite, V	KS	WL	WL	WL	-	WL	WL
104 028	249 028	nat. knotty oak, V	KS	-	WL	WL	-	WL	WL





Front: Thick-film melamine with deep synchronized pore finish and **horizontally/vertically running grain**, 1.0 mm PP edge all around, reverse side in the same colour

Glass doors

G/GM/R Framed glass door,
L Door with vertical side stiles

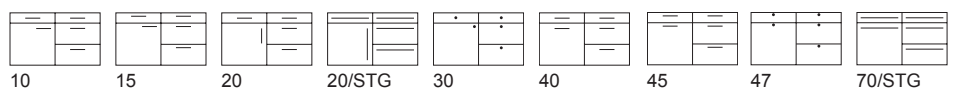
KS/* Shelving in unicolour only (as carcass), without texture


ST/* Reverse side in the same colour but without texture, shelving with texture on the outside

SHER-WOOD H	COM	Front colour	Carcases	Vis. side	W 19	W 100	KL/LL	Plinth Panels	Shelving
140 122	290 122	black, H	KS	ST	ST/*	ST	-	ST	ST/*
140 142	290 142	bushy park, H	*	ST	ST/*	ST	-	ST	ST/*
140 092	290 092	cigar, H	*	ST	ST/*	ST	-	ST	ST/*
140 093	290 093	engadina, H	*	ST	ST/*	ST	-	ST	ST/*
140 144	290 144	greenwich, H	*	ST	ST/*	ST	-	ST	ST/*
140 090	290 090	magnolia, H	KS	ST	ST/*	-	-	ST	KS/*
140 195	290 195	nature, H	*	ST	ST/*	ST	-	ST	ST/*
140 143	290 143	richmond, H	*	ST	ST/*	ST	-	ST	ST/*

SHER-WOOD V	COM	Front colour	Carcases	Vis. side	W 19	W 100	KL/LL	Plinth Panels	Shelving
141 122	291 122	black, V	KS	ST	ST/*	ST	-	ST	ST/*
141 142	291 142	bushy park, V	*	ST	ST/*	ST	-	ST	ST/*
141 092	291 092	cigar, V	*	ST	ST/*	ST	-	ST	ST/*
141 093	291 093	engadina, V	*	ST	ST/*	ST	-	ST	ST/*
141 144	291 144	greenwich, V	*	ST	ST/*	ST	-	ST	ST/*
141 090	291 090	magnolia, V	KS	ST	ST/*	-	-	ST	KS/*
141 195	291 195	nature, V	*	ST	ST/*	ST	-	ST	ST/*
141 143	291 143	richmond, V	*	ST	ST/*	ST	-	ST	ST/*

Handle drilling options SHERWOOD H+V





Front: Melamine with **horizontally/vertically running synchronized pore finish**, matching edge, reverse side in the same colour

Glass doors

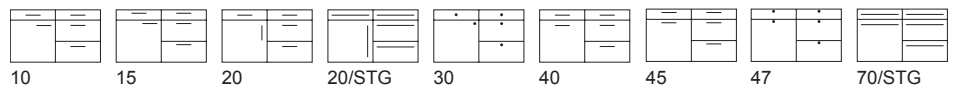
G/GM/R Framed glass door,
L Door with vertical side stiles

For the darkwood version, 50 mm side panels are not available!

SIN-CRONO H	COM	Front colour	Carcases	Vis. side	W 19	W50+100	KL/LL	Plinth Panels	Shelving
114 116	206 116	darkwood, H	*	WL	WL	WL	-	WL	WL
114 145	206 145	halifax white, H	*	WL	WL	WL	-	WL	WL
114 115	206 115	knotty oak, H	*	WL	WL	WL	-	WL	WL
114 140	206 140	nordic, H	*	WL	WL	WL	-	WL	WL
114 046	206 046	sanremo oak, H	KS	-	WL	WL	-	WL	WL
114 117	206 117	stormy oak, H	*	WL	WL	WL	-	WL	WL

SIN-CRONO V	COM	Front colour	Carcases	Vis. side	W 19	W50+100	KL/LL	Plinth Panels	Shelving
115 116	207 116	darkwood, V	*	WL	WL	WL	-	WL	WL
115 145	207 145	halifax white, V	*	WL	WL	WL	-	WL	WL
115 115	207 115	knotty oak, V	*	WL	WL	WL	-	WL	WL
115 140	207 140	nordic, V	*	WL	WL	WL	-	WL	WL
115 046	207 046	sanremo oak, V	KS	-	WL	WL	-	WL	WL
115 117	207 117	stormy oak, V	*	WL	WL	WL	-	WL	WL

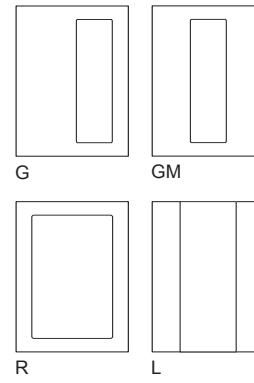
Handle drilling options SINCRONO H+V



SMART H/V

COM

Melamine



Front: Melamine with fine **horizontally/vertically running** wood graining and PP edge, reverse side in the same decor

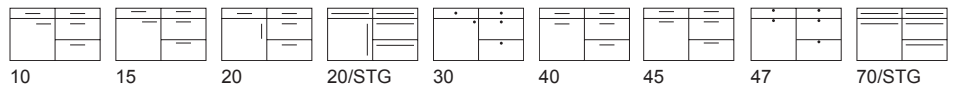
Glass doors

G/GM/R Framed glass door,
L Door with vertical side stiles

Smart H	COM	Front colour	Carcases	Vis. side	W 19	W50+100	KL/LL	Plinth Panels	Shelving
148 153	279 153	vic. oak claire, H	KS	-	WL	WL	-	WL	WL
148 154	279 154	vic. oak noce, H	KS	-	WL	WL	-	WL	WL

Smart V	COM	Front colour	Carcases	Vis. side	W 19	W50+100	KL/LL	Plinth Panels	Shelving
149 153	280 153	vic. oak claire, V	KS	-	WL	WL	-	WL	WL
149 154	280 154	vic. oak noce, V	KS	-	WL	WL	-	WL	WL

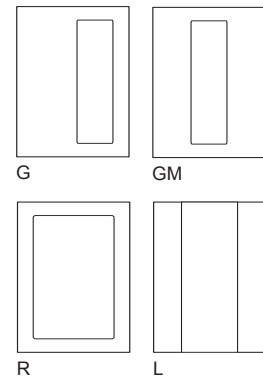
Handle drilling options SMART H+V



CALM H/V

COM

Melamine



Front: Thick-film melamine with matt feel and **horizontally/vertically running** decor, 1.0 mm PP edge all around, reverse side identical

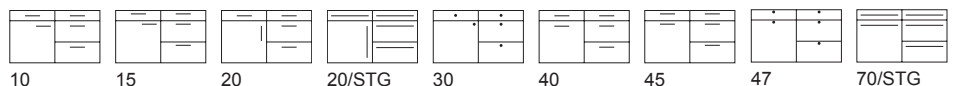
Glass doors

G/GM/R Framed glass door,
L Door with vertical side stiles

Calm H	COM	Front colour	Carcases	Vis. side	W 19	W 100	KL/LL	Plinth Panels	Shelving
223 057	323 057	dunkel, H	*	ST	ST	ST	-	ST	ST
223 055	323 055	light, H	*	ST	ST	ST	-	ST	ST
223 056	323 056	medium, H	*	ST	ST	ST	-	ST	ST

Calm V	COM	Front colour	Carcases	Vis. side	W 19	W 100	KL/LL	Plinth Panels	Shelving
224 057	324 057	dunkel, V	*	ST	ST	ST	-	ST	ST
224 055	324 055	light, V	*	ST	ST	ST	-	ST	ST
224 056	324 056	medium, V	*	ST	ST	ST	-	ST	ST

Handle drilling options CALM H+V



CEMENTO

COM

Melamine




Front: Thick-film melamine with concrete texture and feel, 1.0 mm PP edge all around, reverse side in the same colour

Glass doors

G/GM/R Framed glass door,
L Door with vertical side stiles

Note:

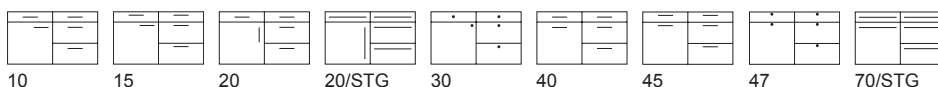
What was formerly „CEMENTO marble“ can now be found under „MARBLE bianco“ (models are identical)



CEMENTO	COM	Front colour	Carcases	Vis. side	W 19	W 100	KL/LL	Plinth Panels	Shelving
170 096	270 096	basalt dunkel	*	ST	ST	ST	-	ST	ST
170 022	270 022	black	KS	ST	ST/*	ST	-	ST	ST/*
170 039	270 039	bronze	*	ST	ST/*	ST	-	ST	ST/*
170 040	270 040	light grey	*	ST	ST/*	ST	-	ST	ST/*
170 097	270 097	light oxide	*	ST	ST	ST	-	ST	ST
170 118	270 118	steel blue	*	ST	ST	ST	-	ST	ST

ST/*: reverse side in the same colour but without texture


Handle drilling options CEMENTO



MARBLE

COM

Melamine



Front: Thick-film melamine with matt feel and PP edge, reverse side in the same colour

Glass doors

L Door with vertical side stiles

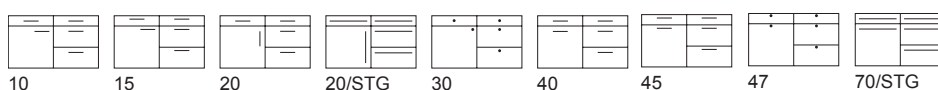
Note:

„MARBLE bianco“ is identical with the former model „CEMENTO marble“



MARBLE	COM	Front colour	Carcases	Vis. side	W 19	W 100	KL/LL	Plinth Panels	Shelving
151 172	264 172	marble anthracite	*	ST	ST	ST	-	ST	ST
151 173	264 173	marble bianco	*	ST	ST	ST	-	ST	ST
151 174	264 174	marble black	*	ST	ST	ST	-	ST	ST

Handle drilling options MARBLE



Melamine fronts

Matt-Line

High-gloss Line

Foil-wrapped fronts


Wood

Oak-Line

Handles, worktops decors, colour charts and discontinued lines



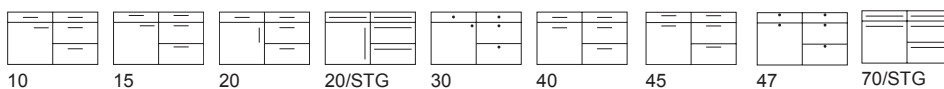
Front: Thick-film melamine, textured metal effect with **horizontally/vertically running** pattern, 1.0 mm PP edge all around, reverse side identical
Glass doors
 G/GM/R Framed glass door,
 L Door with vertical side stiles



METALL H	COM	Front colour	Carcases	Vis. side	W 19	W 100	KL/LL	Plinth Panels	Shelving
233 022	333 022	black, H	KS	ST	ST	ST	-	ST	ST
233 196	333 196	brown, H	*	ST	ST	ST	-	ST	ST
233 060	333 060	dark steel, H	*	ST	ST	ST	-	ST	ST
233 059	233 059	light umbra, H	*	ST	ST	ST	-	ST	ST

METALL V	COM	Front colour	Carcases	Vis. side	W 19	W 100	KL/LL	Plinth Panels	Shelving
234 022	334 022	black, V	KS	ST	ST	ST	-	ST	ST
234 196	334 196	brown, V	*	ST	ST	ST	-	ST	ST
234 060	334 060	dark steel, V	*	ST	ST	ST	-	ST	ST
234 059	234 059	light umbra, V	*	ST	ST	ST	-	ST	ST


Handle drilling options METALL H+V




CROSS

COM

Melamine



curio exe madre reno tellu



L

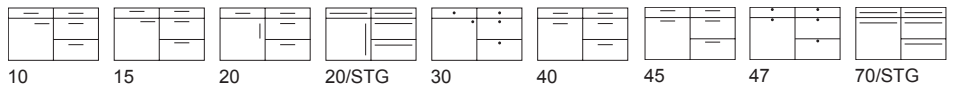
CROSS	COM	Front colour	Carcases	Vis. side	W 19	W 100	KL/LL	Plinth Panels	Shelving
145 164	245 164	curio	*	ST	ST	ST	-	ST	-
145 165	245 165	exe	*	ST	ST	ST	-	ST	-
145 166	245 166	madre	*	ST	ST	ST	-	ST	-
145 167	245 167	reno	*	ST	ST	ST	-	ST	-
145 168	245 168	tellu	*	ST	ST	ST	-	ST	-

Front: Thick-film melamine with textured metal effect, all-round edge in matching decor, reverse side in the same colour

Glass doors

L Door with vertical side stiles

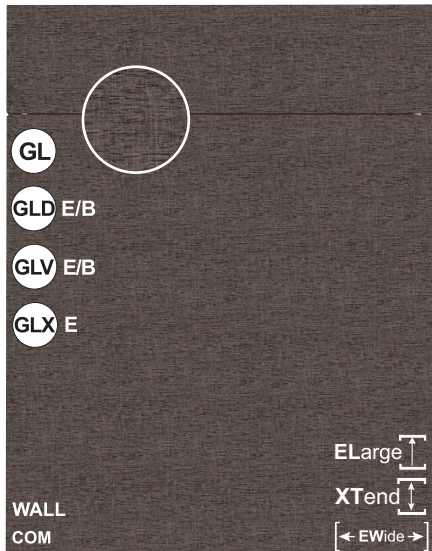
Handle drilling options CROSS



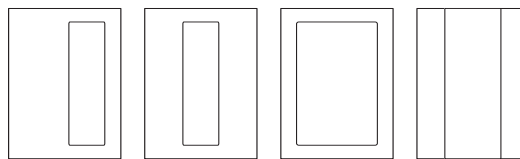
TWIST

COM

Melamine



textile 1



G

GM

R

L

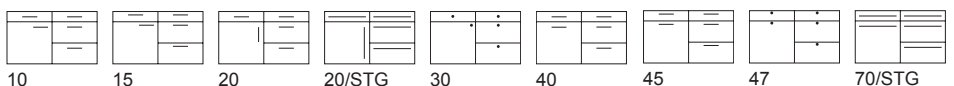
TWIST	COM	Front colour	Carcases	Vis. side	W 19	W50+100	KL/LL	Plinth Panels	Shelving
130 146	263 146	textile 1	*	WL	WL	WL	-	WL	WL

Front: Matt-textured melamine with all-round edge in matching decor, reverse side in the same colour

Glass doors

G/GM/R Framed glass door,
L Door with vertical side stiles

Handle drilling options TWIST



Melamine fronts

Matt-Line


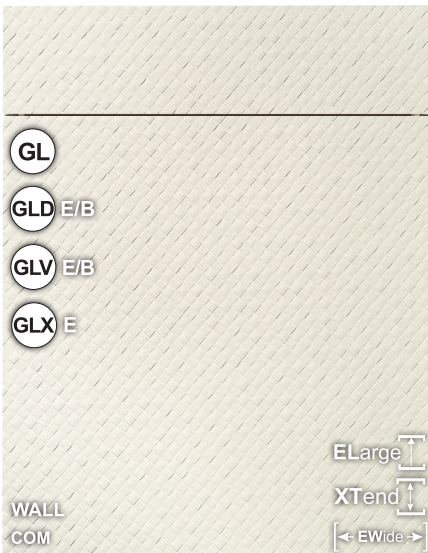
High-gloss Line

Foil-wrapped fronts

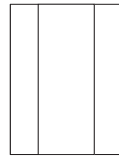
Wood

Oak-Line

Handles, worktops decors, colour charts and discontinued lines



bianco black



L

MOSAICO	COM	Front colour	Carcases	Vis. side	W 19	W 100	KL/LL	Plinth Panels	Shelving
146 006	259 006	bianco	KS	ST	ST/*	ST	-	ST	KS/*
146 022	259 022	black	KS	ST	ST/*	ST	-	ST	KS/*

KS/*: shelving in unicolour only (as carcase)



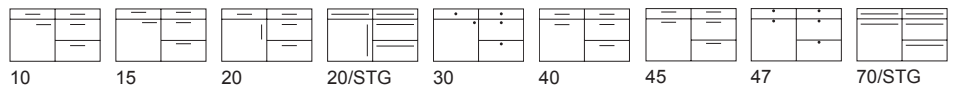
ST/*: MOSAICO surface on the one side, same colour with smooth surface on the reverse

Front: Tick-film melamine with MOSAICO textured surface and all-round edge in matching decor, reverse side in the same colour with smooth surface

Glass doors

L Door with vertical side stiles


Handle drilling options MOSAICO



castano, H sabbia, H



castano, V sabbia, V



L

SAND- STONE H	COM	Front colour	Carcases	Vis. side	W 19	W 100	KL/LL	Plinth Panels	Shelving
152 152	248 152	castano, H	*	ST	ST/*	ST	-	ST	ST/*
152 150	248 150	sabbia, H	*	ST	ST/*	ST	-	ST	ST/*

SAND- STONE V	COM	Front colour	Carcases	Vis. side	W 19	W 100	KL/LL	Plinth Panels	Shelving
147 152	261 152	castano, V	*	ST	ST/*	ST	-	ST	ST/*
147 150	261 150	sabbia, V	*	ST	ST/*	ST	-	ST	ST/*

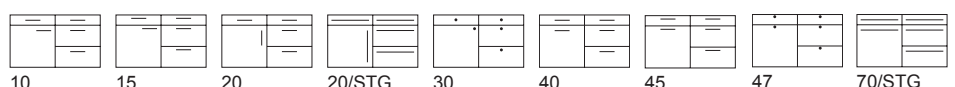
ST/*: reverse side in the same colour but without texture, shelving with texture on the outside

Front: Textured thick-film melamine with all-round edge in matching decor, reverse side in matching decor with smooth surface

Glass doors

L Door with vertical side stiles

Handle drilling options SANDSTONE H+V



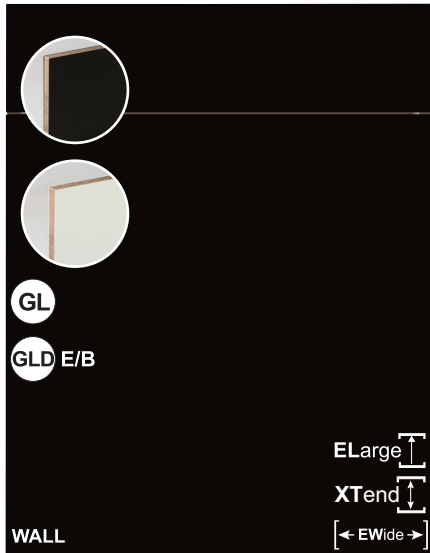
STYLE

Touch

Extrem


Fenix

KS/XTR/SMF



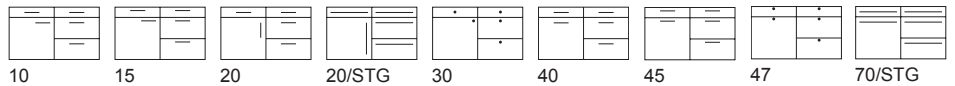
Front: Above models with all-round compact-style edge, **W19 panels and shelving** available with same-coloured edge in KS/XTR/SMF or with compact-style edge (STY), see table **Glass doors**

Only universal glass doors available



STYLE	Front colour	Carcases	Vis. side	W 19	W50+100	KL/LL	Plinth Panels	Shelving
150 401	STYLE Touch optiwhite	KS	-	KS KS/STY	KS	-	KS	KS KS/STY
275 402	STYLE Extrem black	KS	XTR	XTR XTR/STY	XTR	-	XTR	KS KS/STY
275 403	STYLE Extrem optiwhite	KS	XTR	XTR XTR/STY	XTR	-	XTR	KS KS/STY
355 404	STYLE Fenix black	KS	SMF	SMF SMF/STY	SMF	-	SMF	KS KS/STY
355 405	STYLE Fenix optiwhite	KS	SMF	SMF SMF/STY	SMF	-	SMF	KS KS/STY

Handle drilling options STYLE



DIFFUSE

Melamine



Front: Melamine synchronized pore finish, woodline or sherwood with uneven vertical grooves. **Vertically running decor**, PP edge all around, reverse side in the same colour.

Glass doors

L Door with vertical side stiles

ST/*: reverse side in the same colour but without texture

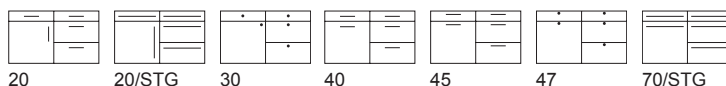
Note:

Because of uneven vertical grooves 40 and 45 cm wide doors will NOT be drilled for handle drilling options 20, 20STG and 30. Drilling has to be done on site.



DIFFUSE	Front colour	Carcases	Vis. side	W 19	W 100	KL/LL	Plinth Panels	Shelving
260 221	oak bardolino	KS	-	WL	WL	-	WL	WL
260 222	nat. knotty oak	KS	-	WL	WL	-	WL	WL
260 140	nordic	*	WL	WL	WL	-	WL	WL
260 046	sanremo oak	KS	-	WL	WL	-	WL	WL
260 191	sherwood cigar	*	ST	ST/*	ST	-	ST	ST/*
260 192	sherwood engadina	*	ST	ST/*	ST	-	ST	ST/*
260 195	sherwood nature	*	ST	ST/*	ST	-	ST	ST/*

Handle drilling options DIFFUSE



Melamine fronts

Matt-Line

High-gloss Line

Foil-wrapped fronts

Wood

Oak-Line

Handles, worktops decors, colour charts and discontinued lines



Front: 19 mm wide narrow-framed front in melamine /thick-film melamine with fine texture/synchronized pore finish, 16 mm thick centre panel always with **vertical** graining, all-around edge in matching decor, reverse side in the same colour

Glass doors

Only universal glass doors available

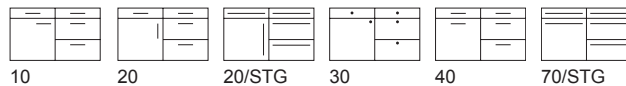


FRAME 19	Front colour	Carcases	Vis. side	W 19	W50+100	KL/LL	Plinth Panels	Shelving
253 153	vicenza oak claire	KS	-	WL	WL	-	WL	WL
253 154	vicenza oak noce	KS	-	WL	WL	-	WL	WL

FRAME 19	Front colour	Carcases	Vis. side	W 19	W50+100	KL/LL	Plinth Panels	Shelving
253 122	sherwood black	KS	ST	ST/*	-	-	ST	ST/*
253 144	sherwood greenwich	*	ST	ST/*	-	-	ST	ST/*

ST/*: reverse side in the same colour but without texture, shelving with texture on the outside

Handle drilling options FRAME 19



Front: Five-piece Shaker-style door in melamine wood-line, sherwood or synchronized pore finish, matching edge all around, frame **8 cm** wide, **vertical** profiled centre panel, reverse side in the same colour

Note:

Doors less than 296 mm wide will be supplied without frame.

Glass doors

R Framed glass door



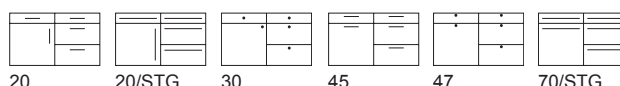
TREND 8	Front colour	Carcases	Vis. side	W 19	W 50	KL/LL	Plinth Panels	Shelving
255 045	oak bardolino	KS	-	WL	WL	-	WL	WL
255 028	nat. knotty oak	KS	-	WL	WL	-	WL	WL
255 046	sanremo oak	KS	-	WL	WL	-	WL	WL
255 153	vicenza oak claire	KS	-	WL	WL	-	WL	WL
255 154	vicenza oak noce	KS	-	WL	WL	-	WL	WL

TREND 8	Front colour	Carcases	Vis. side	W 19	W 50	KL/LL	Plinth Panels	Shelving
255 122	sherwood black	KS	ST	ST/*	-	-	ST	ST/*
255 191	sherwood cigar	*	ST	ST/*	-	-	ST	ST/*
255 192	sherwood engadina	*	ST	ST/*	-	-	ST	ST/*
255 190	sherwood magnolia	KS	ST	ST/*	-	-	ST	KS/*
255 195	sherwood nature	*	ST	ST/*	-	-	ST	ST/*

KS/* Shelving in unicolour only (as carcase), without texture

ST/* Reverse side in the same colour but without texture, shelving with texture on the outside

Handle drilling options TREND 8

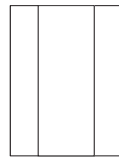


Matt-Line





bianco fjord blue



L


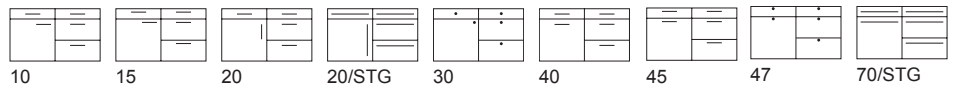
YOUNG MATT	COM	Front colour	Carcases	Vis. side	W 19	W50+100	KL/LL	Plinth Panels	Shelving
161 006	272 006	bianco	KS	SM	SM	SM	-	SM	SM
161 084	272 084	fjord blue	*	UV	UV	-	-	UV	-

Front: Matt lacquered laminate, laser edge all around, reverse side in the same colour

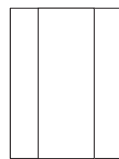
Glass doors

L Door with vertical side stiles

Handle drilling options YOUNG MATT



bianco fango magnolia muscata optiwhite



L

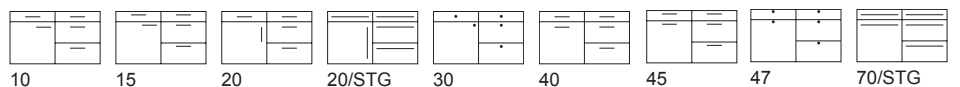
FROST	COM	Front colour	Carcases	Vis. side	W 19	W50+100	KL/LL	Plinth Panels	Shelving
111 006	221 006	bianco	KS	SM	SM	SM	-	SM	SM
111 014	221 014	fango	KS	SM	SM	SM	-	SM	SM
111 090	221 090	magnolia	KS	SM	SM	SM	-	SM	SM
111 013	221 013	muscata	KS	SM	SM	SM	-	SM	SM
111 007	221 007	optiwhite	KS	SM	SM	SM	-	SM	SM

Front: HPL matt, with laser edge all around, reverse side in the same colour

Glass doors

L Door with vertical side stiles

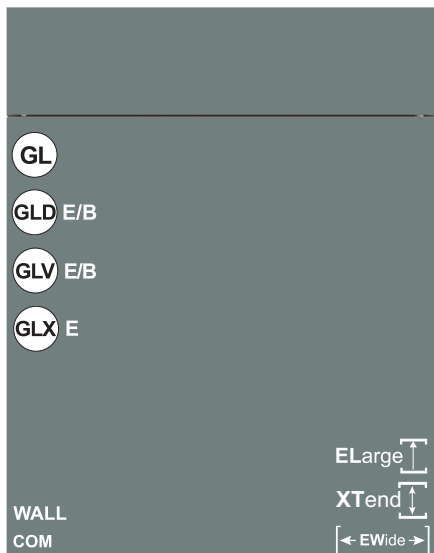
Handle drilling options FROST



OPACO

COM

UV Matt lacquered

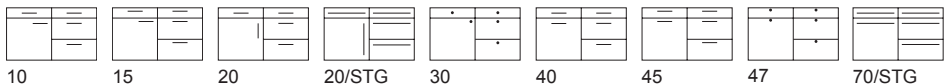


Front: UV matt lacquered surface, with 1.0 mm laser edge all around, reverse side in the same colour
Note:
 19 mm panels UV lacquered on the one side, same colour on the reverse
Glass doors
 L Door with vertical side stiles



OPACO	COM	Front colour	Carcases	Vis. side	W 19	W50+100	KL/LL	Plinth Panels	Shelving
232 076	332 076	anthracite	*	UV	UV	-	-	UV	-
232 006	332 006	bianco	KS	UV	UV	-	-	UV	KS
232 196	332 196	brown	*	UV	UV	-	-	UV	-
232 063	332 063	carbon	KS	UV	UV	-	-	UV	KS
232 014	332 014	fango	KS	UV	UV	-	-	UV	KS
232 095	332 095	grigio	KS	UV	UV	-	-	UV	KS
232 024	332 024	cashmere	KS	UV	UV	-	-	UV	KS
232 064	332 064	pebble	KS	UV	UV	-	-	UV	KS
232 090	332 090	magnolia	KS	UV	UV	-	-	UV	KS
232 111	332 111	ocean	*	UV	UV	-	-	UV	-
232 109	332 109	steel gold-brown	*	UV	UV	-	-	UV	-

Handle drilling options OPACO




URBAN

COM

HPL soft cement

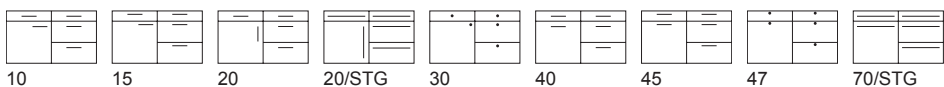


Front: HPL matt with cement texture and PP edge all around, reverse side identical
Glass doors
 L Door with vertical side stiles



URBAN	COM	Front colour	Carcases	Vis. side	W 19	W50+100	KL/LL	Plinth Panels	Shelving
265 062	365 062	cement white	*	SZ	SZ	SZ	-	SZ	-

Handle drilling options URBAN



Melamine fronts

Matt-Line

High-gloss Line

Foil-wrapped fronts

Wood

Oak-Line

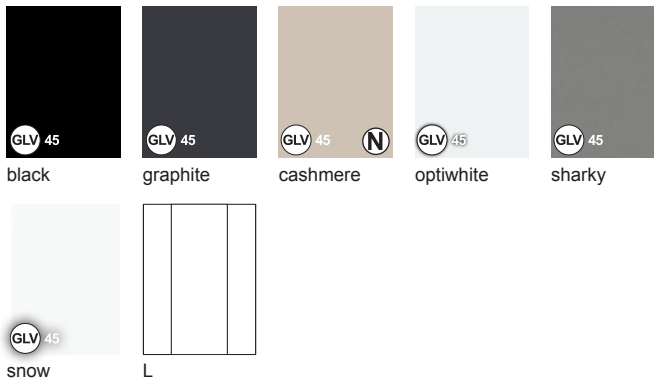
Handles, worktops decors, colour charts and discontinued lines



Front: HPL front with extremely matt surface and antifingerprint overlay with enormous depth of colour, 1.0 mm laser edge all around, reverse side in the same colour


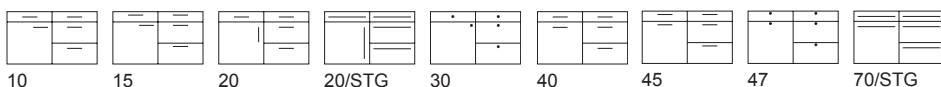
Glass doors

L Door with vertical side stiles



EXTREM	COM	Front colour	Carcases	Vis. side	W 19	W50+100	KL/LL	Plinth Panels	Shelving
385 022	485 022	black	KS	XTR	XTR	XTR	-	XTR	KS
385 017	485 017	graphite	KS	XTR	XTR	XTR	-	XTR	KS
385 024	485 024	cashmere	KS	XTR	XTR	XTR	-	XTR	KS
385 007	485 007	optiwhite	KS	XTR	XTR	XTR	-	XTR	KS
385 126	485 126	sharky	KS	XTR	XTR	XTR	-	XTR	KS
385 101	485 101	snow	KS	XTR	XTR	XTR	-	XTR	KS

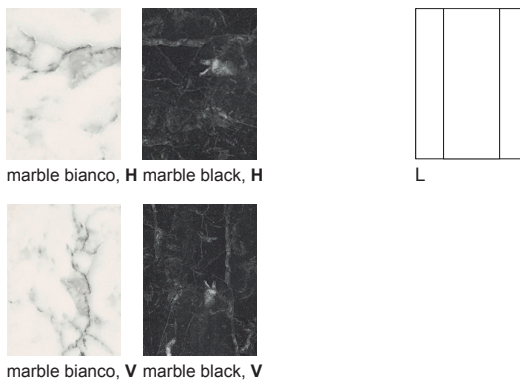
Handle drilling options EXTREM



Front: HPL front with extremely matt surface and antifingerprint overlay with enormous depth of colour, PP edge all around, reverse side in the same colour

Glass doors

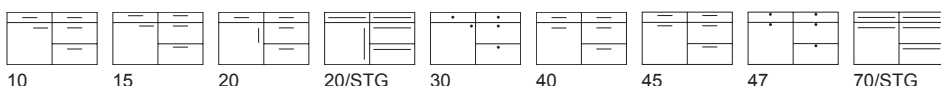
L Door with vertical side stiles



EXTREM MARMORH	COM	Front colour	Carcases	Vis. side	W 19	W50+100	KL/LL	Plinth Panels	Shelving
303 173	421 173	marble bianco, H	*	XTR	XTR	-	-	XTR	-
303 174	421 174	marble black, H	*	XTR	XTR	-	-	XTR	-

EXTREM MARMORV	COM	Front colour	Carcases	Vis. side	W 19	W50+100	KL/LL	Plinth Panels	Shelving
301 173	420 173	marble bianco, V	*	XTR	XTR	-	-	XTR	-
301 174	420 174	marble black, V	*	XTR	XTR	-	-	XTR	-

Handle drilling options EXTREM MARMOR H+V





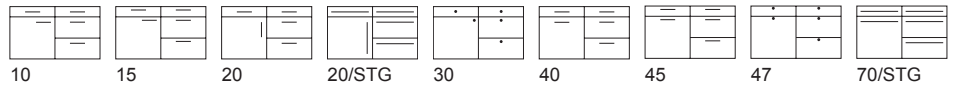
Front: HPL matt with outstanding characteristics, laser edge all around, reverse side in the same colour
Glass doors
 L Door with vertical side stiles

FENIX	COM	Front colour	Carcases	Vis. side	W 19	W 50	KL/LL	Plinth Panels	Shelving
310 006	510 006	bianco	KS	SM/SMF	SM/SMF	SM/SMF	-	SM/SMF	SM
310 022	510 022	black	KS	SMF	SMF	SMF	-	SMF	-
310 091	510 091	lightgrey	*	SMF	SMF	SMF	-	SMF	-
310 034	510 034	kos white	KS	SM/SMF	SM/SMF	SM/SMF	-	SM/SMF	SM
310 044	510 044	londra	*	SMF	SMF	SMF	-	SMF	-
310 110	510 110	midnight blue	*	SMF	SMF	SMF	-	SMF	-
310 007	510 007	optiwhite	KS	SM/SMF	SM/SMF	SM/SMF	-	SM/SMF	SM

SPECIAL FEATURES OF FENIX

Lightfast, wipe-proof, resistant to acidic cleaning agents, Nanotech coating, extremely matt surface, soft touch, anti-fingerprint, antibacterial, antistatic, resistant to scratches and abrasions, scratches can be removed using a dirt eraser or hot iron at 80°C.

Handle drilling options FENIX

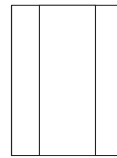




inox, H



inox, V



L

SPECIAL FEATURES OF FENIX STEEL

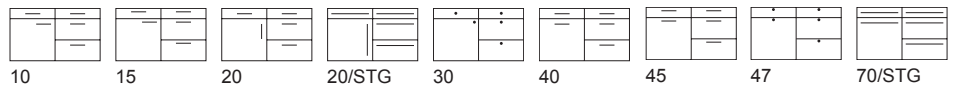
- Real metal texture on both sides
- Resistant to scratches and abrasion
- Anti-fingerprint, soft touch
- Low light reflection
- Extremely matt surface
- Thermal treatment of superficial scratches
- Resistant to dry heat
- Resistant to acid-based and standard domestic cleaning agents
- Suitable for contact with foodstuffs
- Hygienic



Front: Fenix matt HPL with **real metal surface**, running **horizontally/vertically**, PP edge all around, reverse side likewise with **real metal surface**
Glass doors
 L Door with vertical side stiles

FENIX STEEL H	COM	Front colour	Carcases	Vis. side	W 19	W50+100	KL/LL	Plinth Panels	Shelving
505 197	605 197	inox, H	*	SMFi	SMFi	-	-	SMFi	-

FENIX STEEL V	COM	Front colour	Carcases	Vis. side	W 19	W50+100	KL/LL	Plinth Panels	Shelving
504 197	604 197	inox, V	*	SMFi	SMFi	-	-	SMFi	-

Handle drilling options FENIX STEEL H + V





IRIDIUM	COM	Front colour	Carcases	Vis. side	W 19	W50+100	KL/LL	Plinth Panels	Shelving
330 147	445 147	champagne	*	ML*	ML**	-	-	ML	-
330 159	445 159	champagne crumble	*	ML*	ML**	-	-	ML	-
330 148	445 148	titanium	*	ML*	ML**	-	-	ML	-
330 149	445 149	titanium crumble	*	ML*	ML**	-	-	ML	-

Front. MDF with metallic foil applied to the surface and then coated with a transparent matt lacquer (foil contains real metals). ABS edge to all four sides. The back of door is always supplied in anthracite. We therefore recommend choosing graphite as the colour for the carcass interior.

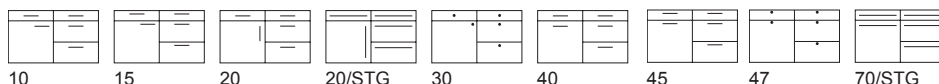
Glass doors

L Door with vertical side stiles

* Visible side only in metallic look on the outside, inner face always in anthracite (therefore recommended carcass colour is graphite)


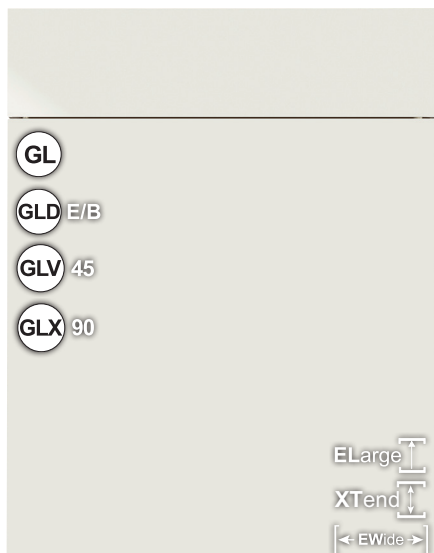
** Side panels W19 only in metallic look on the one side, reverse side is always in anthracite

Handle drilling options IRIDIUM



POWDER

Powder-coated



POWDER	Front colour	Carcases	Vis. side	W 19	W50+100	KL/LL	Plinth Panels	Shelving
381 006	bianco	KS	PL	PL	PL	-	PL	-
381 017	graphite	KS	PL	PL	PL	-	PL	-
381 095	grigio	KS	PL	PL	PL	-	PL	-
381 024	cashmere	KS	PL	PL	PL	-	PL	-
381 090	magnolia	KS	PL	PL	PL	-	PL	-
381 101	snow	KS	PL	PL	PL	-	PL	-

Front: Powder-coated MDF front, reverse side identical, (reverse side has 2 holes for manufacturing reasons, which cannot always be covered)

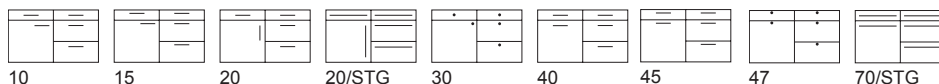
Glass doors

L Door with vertical side stiles

PROPERTIES OF POWDER-COATING

- robust, resistant surface
- solvent-free
- good ecological balance, VOC-free
- excess powder is recyclable and reused

Handle drilling options POWDER






Front: Matt lacquered front with metallic-effect surface and 2 mm radius to all four sides, reverse side colour-matched

Glass doors

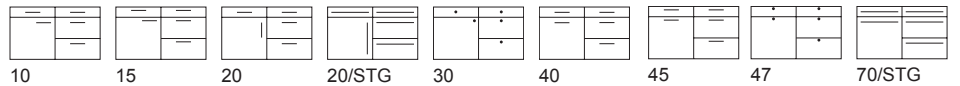
L Door with vertical side stiles



EVERY FRONT A UNIQUE ONE-OFF
Involved here is a surface with a special-effect lacquer finish which is largely produced by hand. Differences in the sanding pattern or shading, possibly having the effect that the colour shade appears to vary across the front, are no coincidence, but are desired and intended. Solely this method of working and application lends your furniture its unique character and charisma.

EFFECTO	COM	Front colour	Carcases	Vis. side	W 19	W50+100	KL/LL	Plinth Panels	Shelving
506 182	606 182	bronze dark	*	LM	LM	LM	-	LM	-
506 186	606 186	bronze light	*	LM	LM	LM	-	LM	-
506 183	606 183	silver	*	LM	LM	LM	-	LM	-
506 184	606 184	titanium	*	LM	LM	LM	-	LM	-


Handle drilling options EFFECTO



Front: MDF front with real concrete surface, reverse side in the same colour.

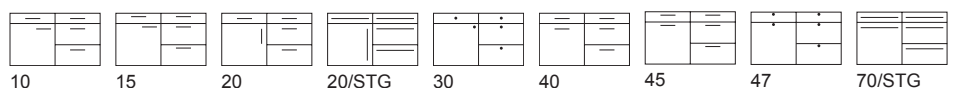
Glass doors

G/GM/R Framed door, L Door with vertical side stiles



CONCRETE	Front colour	Carcases	Vis. side	W 19	W50+100	KL/LL	Plinth Panels	Shelving
522 161	clair-light	*	BT	BT	BT	-	BT	-
522 163	fonce-dark	*	BT	BT	BT	-	BT	-
522 162	moyen-medium	*	BT	BT	BT	-	BT	-
522 160	super-bright	*	BT	BT	BT	-	BT	-

Handle drilling options CONCRETE





Front: Micron laquer on MDF with 2 mm radius,
reverse side in the same colour
Glass doors
G/GM/R Framed door, L Door with vertical side stiles

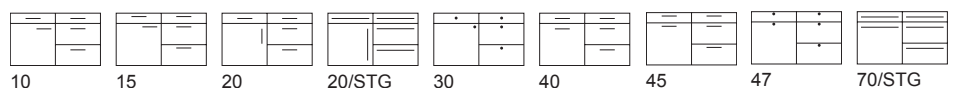
Luna Micron RAL-COM is not available!


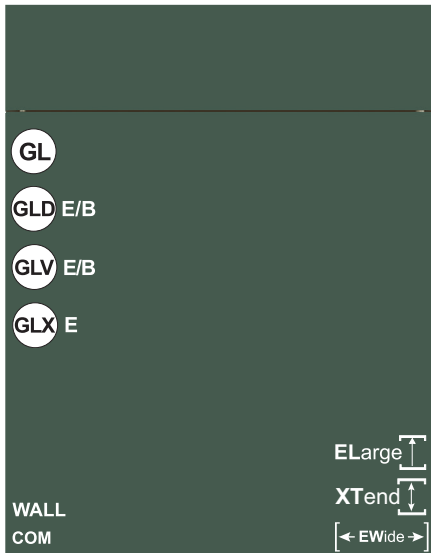


**Individual parts only available on request
and at extra charge!
No metallic colours available!**

LUNA MICRON	COM	Front colour	Carcases	Vis. side	W 19	W50+100	KL/LL	Plinth Panels	Shelving
311 006	471 006	bianco	KS	ML	ML	ML	-	ML	KS
311 022	471 022	black	KS	ML	ML	ML	-	ML	KS
311 079	471 079	blue grey	*	ML	ML	ML	-	ML	-
311 014	471 014	fango	KS	ML	ML	ML	-	ML	KS
311 017	471 017	graphite	KS	ML	ML	ML	-	ML	KS
311 095	471 095	grigio	KS	ML	ML	ML	-	ML	KS
311 024	471 024	cashmere	KS	ML	ML	ML	-	ML	KS
311 090	471 090	magnolia	KS	ML	ML	ML	-	ML	KS
311 110	471 110	midnight blue	*	ML	ML	ML	-	ML	-
311 013	471 013	muscata	KS	ML	ML	ML	-	ML	KS
311 007	471 007	optiwhite	KS	ML	ML	ML	-	ML	KS
311 016	471 016	peach	*	ML	ML	ML	-	ML	-
311 041	471 041	rust	*	ML	ML	ML	-	ML	-
311 126	471 126	sharky	KS	ML	ML	ML	-	ML	KS
311 101	471 101	snow	KS	ML	ML	ML	-	ML	KS
311 113	471 113	fir green	*	ML	ML	ML	-	ML	-
311 020	471 020	taupe	*	ML	ML	ML	-	ML	-
RAL									
503 000		RAL/Sikkens/NCS	*	ML	ML	ML	-	ML	-

Handle drilling options LUNA MICRON





Front: matt lacquer with **anti-fingerprint** protection on MDF with 2 mm radius, reverse in same colour

Glass doors

G/GM/R Framed glass door,
L Door with vertical side stiles

Features of anti-fingerprint matt lacquer:

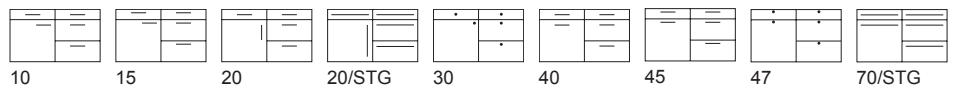
- ultra-matt appearance
- pleasant velvety soft feel
- anti-reflective
- absolutely fingerprint-proof

Note:

- Lacquer is impact-resistant to a limited extent only

LUNA SOFT	COM	Front colour	Carcases	Vis. side	W 19	W50+100	KL/LL	Plinth Panels	Shelving
340 006	540 006	bianco	KS	ML	ML	ML	-	ML	KS
340 022	540 022	black	KS	ML	ML	ML	-	ML	KS
340 063	540 063	carbon	KS	ML	ML	ML	-	ML	KS
340 017	540 017	graphite	KS	ML	ML	ML	-	ML	KS
340 024	540 024	cashmere	KS	ML	ML	ML	-	ML	KS
340 064	540 064	pebble	KS	ML	ML	ML	-	ML	KS
340 044	540 044	londra	*	ML	ML	ML	-	ML	-
340 090	540 090	magnolia	KS	ML	ML	ML	-	ML	KS
340 110	540 110	midnight blue	*	ML	ML	ML	-	ML	-
340 032	540 032	olive	*	ML	ML	ML	-	ML	-
340 113	540 113	fir green	*	ML	ML	ML	-	ML	-

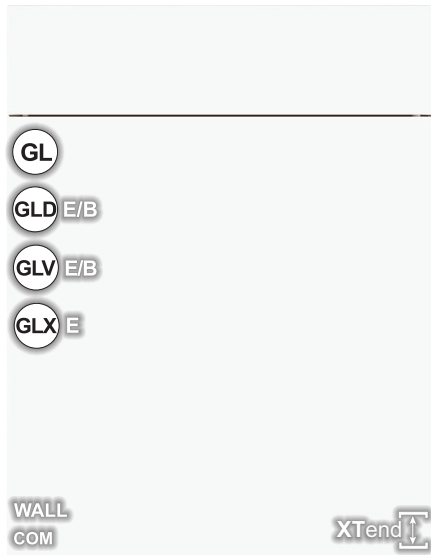
Handle drilling options LUNA SOFT



LUNA R2

RAL

COM/RAL Matt lacquered




Front: Matt lacquered, 2 mm radius to all four sides, reverse side in the same colour

Glass doors

L Door with vertical side stiles


XTend XTend doors with metal strip at the bottom of the door



snow

RAL/Sikkens/NCS colours

Individual parts only available on request and at extra charge! No metallic colours available!

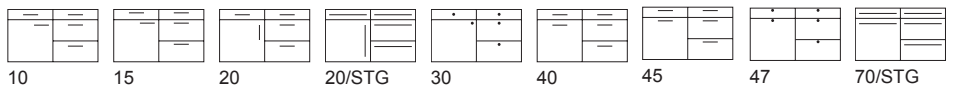


L

LUNA R2	COM	Front colour	Carcases	Vis. side	W 19	W50+100	KL/LL	Plinth Panels	Shelving
219 101	319 101	snow	KS	UM/ML	UM/ML	UM/ML	-	UM/ML	UM

LUNA R2	COM	Front colour	Carcases	Vis. side	W 19	W50+100	KL/LL	Plinth Panels	Shelving
RAL	501 000	RAL/Sikkens/NCS	*	ML	ML	ML	-	ML	-


Handle drilling options LUNA R2 + RAL



LATINI R2

RAL

Matt lacquered




Front: Matt lacquered Shaker-style door, 2 mm radius to all four sides, 7 cm frame, reverse side in the same colour

Glass doors

L Door with vertical side stiles

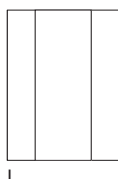
Country-style elements are not available.



snow

RAL/Sikkens/NCS colours

Individual parts only available on request and at extra charge! No metallic colours available!

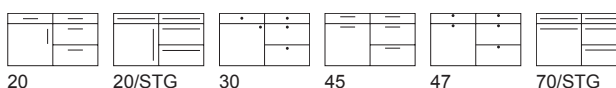


L

LATINI R2	Front colour	Carcases	Vis. side	W 19	W50+100	KL/LL	Plinth Panels	Shelving
257 101	snow	KS	UM/ML	UM/ML	UM/ML	-	UM/ML	UM

LATINI R2 RAL	Front colour	Carcases	Vis. side	W 19	W50+100	KL/LL	Plinth Panels	Shelving
457 000	RAL/Sikkens/NCS	*	ML	ML	ML	-	ML	-

Handle drilling options LATINI R2 + RAL





Front: matt lacquer with **anti-fingerprint** protection on MDF with 45° chamfer on MDF with 2 mm radius, reverse in same colour

Glass doors

R Framed glass door

Features of anti-fingerprint matt lacquer:

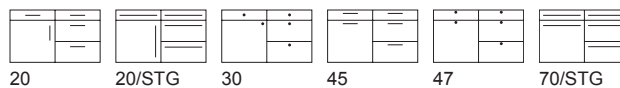
- ultra-matt appearance
- pleasant velvety soft feel
- anti-reflective
- absolutely fingerprint-proof

Note:

- Lacquer is impact-resistant to a limited extent only

INSPIRATION SOFT	Front colour	Carcases	Vis. side	W 19	W50+100	KL/LL	Plinth Panels	Shelving
423 006	bianco	KS	ML	ML	ML	-	ML	KS
423 022	black	KS	ML	ML	ML	-	ML	KS
423 063	carbon	KS	ML	ML	ML	-	ML	KS
423 017	graphite	KS	ML	ML	ML	-	ML	KS
423 024	cashmere	KS	ML	ML	ML	-	ML	KS
423 064	pebble	KS	ML	ML	ML	-	ML	KS
423 044	londra	*	ML	ML	ML	-	ML	-
423 090	magnolia	KS	ML	ML	ML	-	ML	KS
423 110	midnight blue	*	ML	ML	ML	-	ML	-
423 032	olive	*	ML	ML	ML	-	ML	-
423 113	fir green	*	ML	ML	ML	-	ML	-

Handle drilling options INSPIRATION SOFT






Front: matt lacquer with **anti-fingerprint** protection as double frame on MDF with 2 mm radius, reverse in same colour

Glass doors

R Framed glass door



Features of anti-fingerprint matt lacquer:

- ultra-matt appearance
- pleasant velvety soft feel
- anti-reflective
- absolutely fingerprint-proof

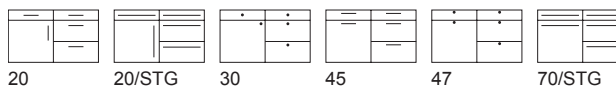
Note:

- Lacquer is impact-resistant to a limited extent only

ELEGANCE SOFT	Front colour	Carcases	Vis. side	W 19	W50+100	KL/LL	Plinth Panels	Shelving
424 006	bianco	KS	ML	ML	ML	-	ML	KS
424 022	black	KS	ML	ML	ML	-	ML	KS
424 063	carbon	KS	ML	ML	ML	-	ML	KS
424 017	graphite	KS	ML	ML	ML	-	ML	KS
424 024	cashmere	KS	ML	ML	ML	-	ML	KS
424 064	pebble	KS	ML	ML	ML	-	ML	KS
424 044	londra	*	ML	ML	ML	-	ML	-
424 090	magnolia	KS	ML	ML	ML	-	ML	KS
424 110	midnight blue	*	ML	ML	ML	-	ML	-
424 032	olive	*	ML	ML	ML	-	ML	-
424 113	fir green	*	ML	ML	ML	-	ML	-

Handle drilling options

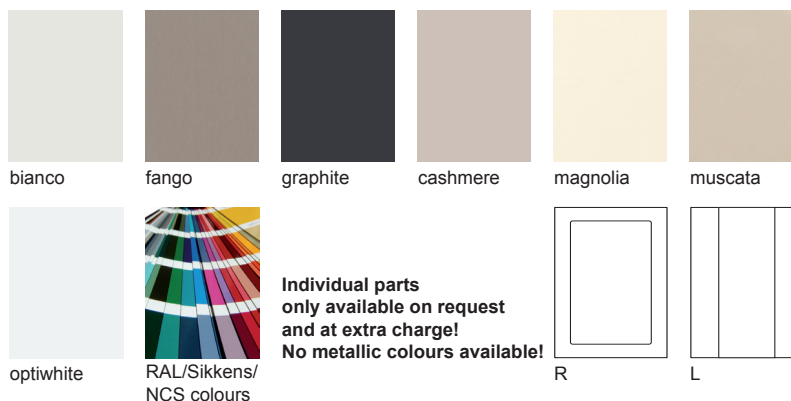

ELEGANCE SOFT



SMOOTH

RAL

Matt lacquered

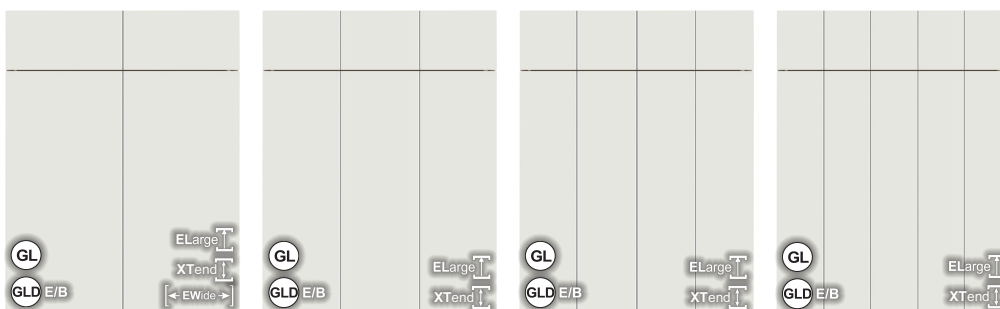


Individual parts only available on request and at extra charge!
No metallic colours available!

Glass doors

SMOOTH UNO, R20, R15, R10: Framed glass door and door with vertical side stiles available
SMOOTH R1, R3, R6, R8: Only framed glass door available
SMOOTH L20, L2: Only framed glass door available

Front: Matt lacquered with 2 mm radius and various grooves as per description, reverse side in the same colour



UNO
One vertical groove in the middle

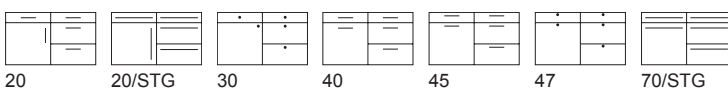
R20
Vertical groove spacing 200 mm
Note:
The following front widths have special groove spacings:
30 cm = 148 mm
45+90 cm = 223 mm
50 cm = 248 mm

R15
Vertical groove spacing 150 mm
Note:
The following front widths have special groove spacings:
40+80 cm = 132 mm
50+100 cm = 165 mm

R10
Vertical groove spacing 100 mm
Note:
The following front widths have special groove spacings:
45 cm = 89 mm

UNO	R20	R15	R10	Front colour	Carcases	Vis. side	W 19	WR 19	W 50	Plinth Panels	Shelving
370 006	371 006	372 006	373 006	bianco	KS	SM/ML	SM/ML	ML	SM/ML	SM/ML	SM
370 014	371 014	372 014	373 014	fango	KS	SM/ML	SM/ML	ML	SM/ML	SM/ML	SM
370 017	371 017	372 017	373 017	graphite	KS	ML	ML	ML	ML	ML	KS
370 024	371 024	372 024	373 024	cashmere	KS	ML	ML	ML	ML	ML	KS
370 090	371 090	372 090	373 090	magnolia	KS	SM/ML	SM/ML	ML	SM/ML	SM/ML	SM
370 013	371 013	372 013	373 013	muscata	KS	SM/ML	SM/ML	ML	SM/ML	SM/ML	SM
370 007	371 007	372 007	373 007	optiwhite	KS	SM/ML	SM/ML	ML	SM/ML	SM/ML	SM
590 000	591 000	592 000	593 000	RAL/Sikkens/NCS	*	ML	ML	ML	ML	ML	-

Handle drilling options SMOOTH UNO + R20 + R15 + R10

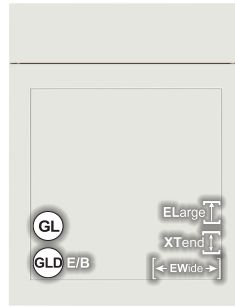




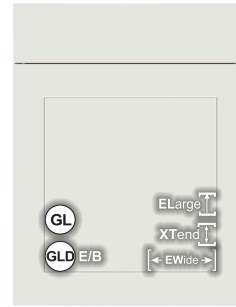
R1
Frame profiling with 1.5 cm frame width also in the drawer panel



R3
Frame profiling with 3 cm frame width also in the drawer panel



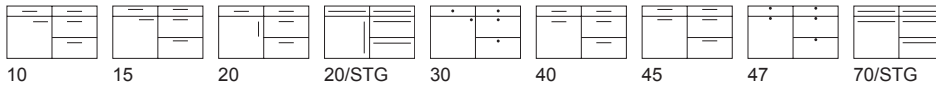
R6
Frame profiling with 6 cm frame width



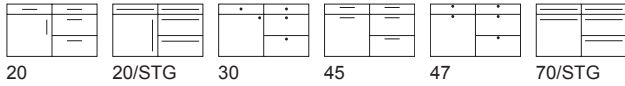
R8
Frame profiling with 8 cm frame width

R1	R3	R6	R8	Front colour	Carcases	Vis. side	W 19	WR 19	W 50	Plinth Panels	Shelving
379 006	374 006	375 006	376 006	bianco	KS	SM/ML	SM/ML	ML	SM/ML	SM/ML	SM
379 014	374 014	375 014	376 014	fango	KS	SM/ML	SM/ML	ML	SM/ML	SM/ML	SM
379 017	374 017	375 017	376 017	graphite	KS	ML	ML	ML	ML	ML	KS
379 024	374 024	375 024	376 024	cashmere	KS	ML	ML	ML	ML	ML	KS
379 090	374 090	375 090	376 090	magnolia	KS	SM/ML	SM/ML	ML	SM/ML	SM/ML	SM
379 013	374 013	375 013	376 013	muscata	KS	SM/ML	SM/ML	ML	SM/ML	SM/ML	SM
379 007	374 007	375 007	376 007	optiwhite	KS	SM/ML	SM/ML	ML	SM/ML	SM/ML	SM
599 000	594 000	595 000	596 000	RAL/Sikkens/NCS	*	ML	ML	ML	ML	ML	-


Handle drilling options SMOOTH R1 + R3



Handle drilling options SMOOTH R6 + R8

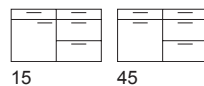


L20
Horizontal flat grooving of 2 cm, starting 2 cm from the top

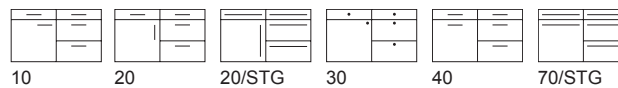


L2
Horizontal fine grooving of 0.4 cm, starting 2 cm from the top

Handle drilling options SMOOTH L20




Handle drilling options SMOOTH L2



L20	L2	Front colour	Carcases	Vis. side	W 19	WR 19	W 50	Plinth Panels	Shelving
377 006	378 006	bianco	KS	SM/ML	SM/ML	ML	SM/ML	SM/ML	SM
377 014	378 014	fango	KS	SM/ML	SM/ML	ML	SM/ML	SM/ML	SM
377 017	378 017	graphite	KS	ML	ML	ML	ML	ML	KS
377 024	378 024	cashmere	KS	ML	ML	ML	ML	ML	KS
377 090	378 090	magnolia	KS	SM/ML	SM/ML	ML	SM/ML	SM/ML	SM
377 013	378 013	muscata	KS	SM/ML	SM/ML	ML	SM/ML	SM/ML	SM
377 007	378 007	optiwhite	KS	SM/ML	SM/ML	ML	SM/ML	SM/ML	SM
597 000	598 000	RAL/Sikkens/NCS	*	ML	ML	ML	ML	ML	-

**High-gloss
Line**






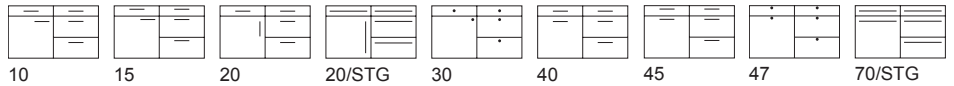
SILK	COM	Front colour	Carcases	Vis. side	W 19	W50+100	KL/LL	Plinth Panels	Shelving
109 006	215 006	bianco	KS	EG	EG	EG	-	EG	EG
109 007	215 007	optiwhite	KS	EG	EG	EG	-	EG	EG

Front: Melamine with fine-gloss surface, glossy laser edge all around, reverse side in the same colour

Glass doors

L Door with vertical side stiles

Handle drilling options SILK



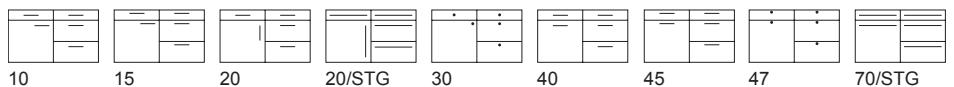
YOUNG GLOSS	COM	Front colour	Carcases	Vis. side	W 19	W50+100	KL/LL	Plinth Panels	Shelving
160 006	271 006	bianco	KS	SG	SG	SG	-	SG	SG


Front: High-gloss lacquered laminate, laser edge all around, reverse side in the same colour

Glass doors

L Door with vertical side stiles

Handle drilling options YOUNG GLOSS






Front: HPL high gloss, laser edge all around, reverse side in the same colour

Glass doors

Door with vertical side stiles



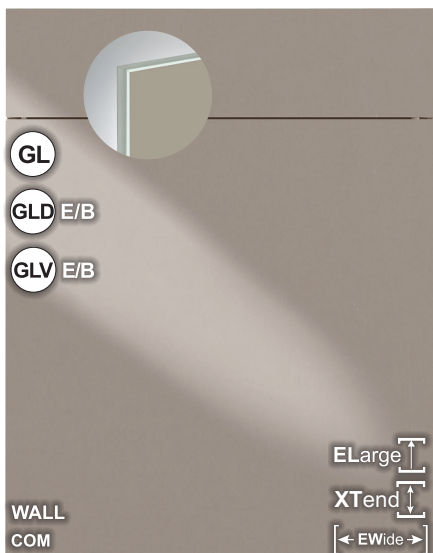
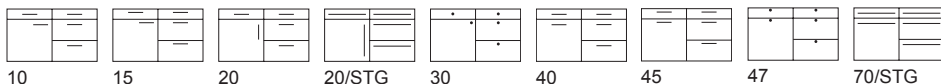
bianco fango magnolia muscata optiwhite snow



L

ESPRIT	COM	Front colour	Carcases	Vis. side	W 19	W50+100	KL/LL	Plinth Panels	Shelving
112 006	225 006	bianco	KS	SG	SG	SG	-	SG	SG
112 014	225 014	fango	KS	SG	SG	SG	-	SG	SG
112 090	225 090	magnolia	KS	SG	SG	SG	-	SG	SG
112 013	225 013	muscata	KS	SG	SG	SG	-	SG	SG
112 007	225 007	optiwhite	KS	SG	SG	SG	-	SG	SG
112 101	225 101	snow	KS	SG	SG	SG	-	SG	SG

Handle drilling options ESPRIT



Front: HPL high gloss, glass-effect laser edge all around, reverse side in the same colour

Glass doors

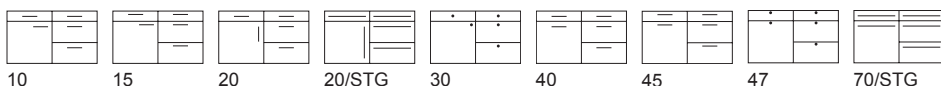
Only universal glass doors available

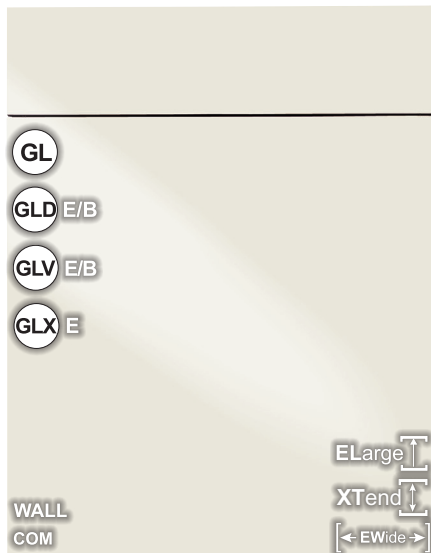


fango magnolia optiwhite snow

ESPRIT INF.COM	COM	Front colour	Carcases	Vis. side	W 19	W50+100	KL/LL	Plinth Panels	Shelving
166 014	266 014	fango	KS	SG	SG	SG	-	SG	SG
166 090	266 090	magnolia	KS	SG	SG	SG	-	SG	SG
166 007	266 007	optiwhite	KS	SG	SG	SG	-	SG	SG
166 101	266 101	snow	KS	SG	SG	SG	-	SG	SG

Handle drilling options ESPRIT INFINITY





Front: UV lacquered high gloss, laser edge all around, reverse side in the same colour

Glass doors

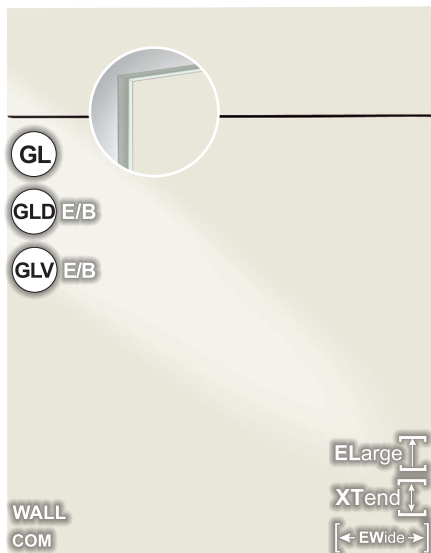
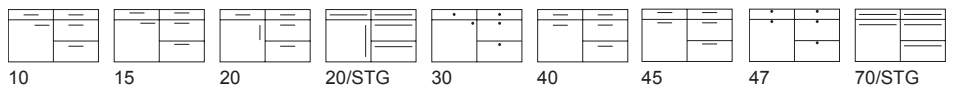
L Door with vertical side stiles

For the gris version, 50 mm side panels are not available!



LUCE	COM	Front colour	Carcases	Vis. side	W 19	W50+100	KL/LL	Plinth Panels	Shelving
218 006	353 006	bianco	KS	SG	SG	SG	-	SG	SG
218 095	353 095	grigio	KS	SG	SG	SG	-	SG	SG
218 025	353 025	gris	*	SG	SG	SG	-	SG	SG
218 024	353 024	cashmere	KS	EG	EG	EG	-	EG	EG
218 013	353 013	muscata	KS	SG	SG	SG	-	SG	SG
218 007	353 007	optiwhite	KS	SG	SG	SG	-	SG	SG
218 101	353 101	snow	KS	SG	SG	SG	-	SG	SG

Handle drilling options LUCE




Front: UV lacquered high gloss, glass-effect laser edge all around, reverse side in the same colour

Glass doors

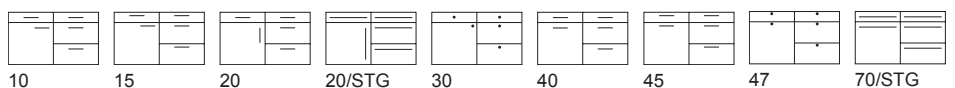
Only universal glass doors available

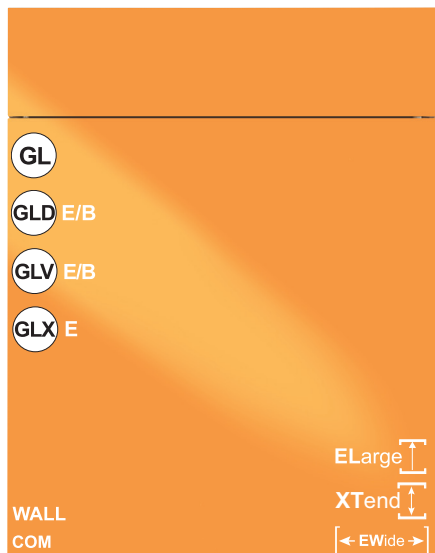
For the gris version, 50 mm side panels are not available!



LUCE INF.	COM	Front colour	Carcases	Vis. side	W 19	W50+100	KL/LL	Plinth Panels	Shelving
158 025	258 025	gris	*	SG	SG	SG	-	SG	SG
158 007	258 007	optiwhite	KS	SG	SG	SG	-	SG	SG
158 101	258 101	snow	KS	SG	SG	SG	-	SG	SG

Handle drilling options LUCE INFINITY






Front: UV lacquered high gloss, laser edge all around, reverse side in the same colour

Glass doors

L Door with vertical side stiles

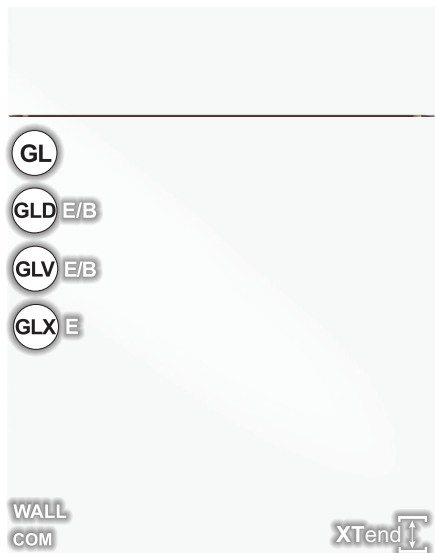
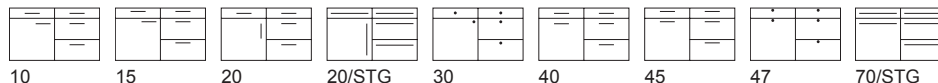
Note:

The bottom edge on the visible sides of wall units is always coloured.



PG 2	PG 3	Front colour	Carcases	Vis. side	W 19	W50+100	KL/LL	Plinth Panels	Shelving
LUCE COL	COM								
217 076	317 076	anthracite	*	UV	UV	-	-	UV	-
217 075	317 075	azure blue	*	UV	UV	-	-	UV	-
217 022	317 022	black	KS	UV	UV	-	-	UV	-
217 079	317 079	blue grey	*	UV	UV	-	-	UV	-
217 080	317 080	lemon	*	UV	UV	-	-	UV	-
217 081	317 081	onyx grey	*	UV	UV	-	-	UV	-
217 082	317 082	papaya	*	UV	UV	-	-	UV	-
217 073	317 073	red	*	UV	UV	-	-	UV	-
217 083	317 083	vino	*	UV	UV	-	-	UV	-

Handle drilling options LUCE colored



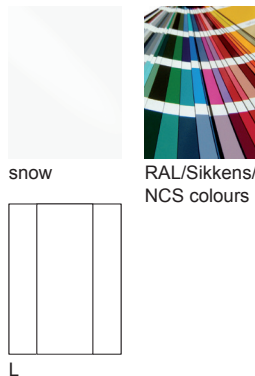
Front: High-gloss lacquered, with 2 mm radius to all four sides, reverse side in the same colour

Glass doors

L Door with vertical side stiles

XTend XTend doors with metal strip at the bottom of the door

Cavity walls only available in LG!



Individual parts only available on request and at extra charge! No metallic colours available!

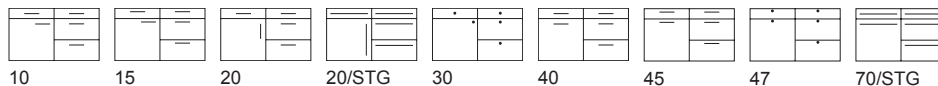
GL XTend WALL

Passion RAL-COM is not available!

PASSION	COM	Front colour	Carcases	Vis. side	W 19	W50+100	KL/LL	Plinth Panels	Shelving
247 101	357 101	snow	KS	SG/LG	SG/LG	SG/LG	-	SG/LG	SG

PASSION R2 RAL	Front colour	Carcases	Vis. side	W 19	W50+100	KL/LL	Plinth Panels	Shelving
557 000	RAL/Sikkens/NCS	*	LG	LG	LG	-	LG	-

Handle drilling options PASSION + RAL






optiwhite

ARTE	Front colour	Carcases	Vis. side	W 19	W50+100	KL/LL	Plinth Panels	Shelving
283 007	optiwhite	KS	SG/LG	SG/LG	SG/LG	-	SG/LG	SG


Front: High-gloss lacquered, with 2 mm radius to all four sides, with integral finger grip recess, 22 mm thick, reverse side in the same colour

Please note the following exceptions:

- UNS 60/78 can only be supplied with a shallow drawer
- Latch and handle for internal drawers are not available
- H2KL cannot be supplied with flaps of different heights, e.g. 386 mm and 256 mm!
- Fillers as from 156 cm high without finger grip routings
- It is not possible to pin-join doors!
- UE83 + UE93 are not available
- HE65/... + HE70/... not available



bianco



L

LUCIDA	COM	Front colour	Carcases	Vis. side	W 19	W50+100	KL/LL	Plinth Panels	Shelving
282 006	292 006	bianco	KS	SG/LG	SG/LG	SG/LG	-	SG/LG	SG

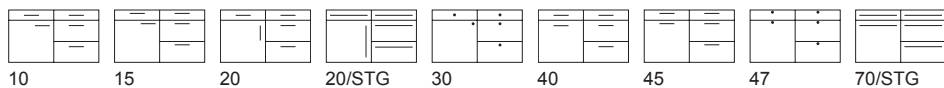
Front: High-gloss lacquered, with 3 mm radius to all four sides, reverse side in the same colour

Glass doors

L Door with vertical side stiles

XTend XTend doors with metal strip at the bottom of the door


Handle drilling options LUCIDA




Cavity walls only available in LG!



**Foil-wrapped
fronts**



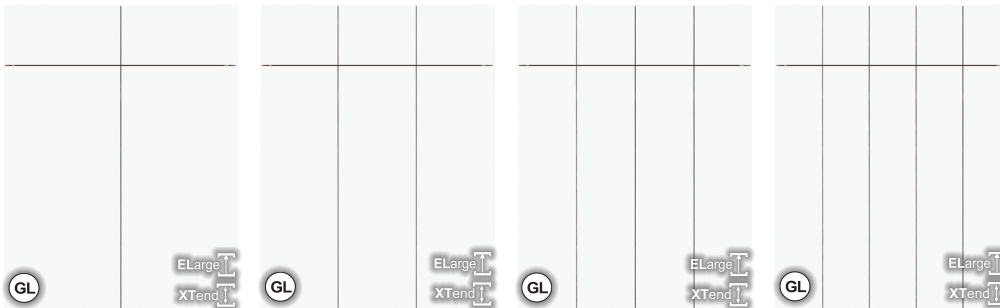
ZERO
without grooves



Front: Foil-wrapped model, **matt** surface, with vertically spaced grooves, reverse side in the same colour

Glass doors

R Framed glass door, L Door with vertical side stiles



UNO
One vertical groove
in the middle

R20
Vertical groove spacing
200 mm
Note:
The following front widths
have special groove
spacings:
30 cm = 148 mm
45+90 cm = 223 mm
50 cm = 248 mm

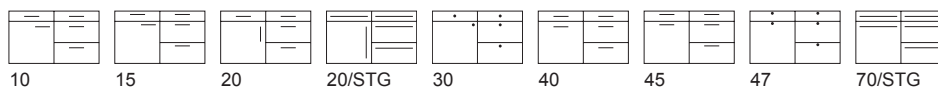
R15
Vertical groove spacing
150 mm
Note:
The following front widths
have special groove
spacings:
40+80 cm = 132 mm
50+100 cm = 165 mm

R10
Vertical groove spacing
100 mm
Note:
The following front widths
have special groove
spacings:
45 cm = 89 mm

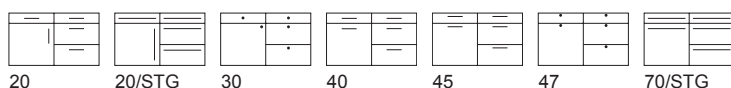
ZERO	UNO	R20	R15	R10	Front colour	Carcases	Vis. side	W 19	W50+100	KL/LL	Plinth Panels	Shelving
235 006	236 006	239 006	238 006	237 006	bianco	KS	-	KS*	KS	-	KS	KS
235 017	236 017	239 017	238 017	237 017	graphite	KS	-	KS*	KS	-	KS	KS
235 024	236 024	239 024	238 024	237 024	cashmere	KS	-	KS*	KS	-	KS	KS
235 090	236 090	239 090	238 090	237 090	magnolia	KS	-	KS*	KS	-	KS	KS
235 101	236 101	239 101	238 101	237 101	snow	KS	-	KS*	KS	-	KS	KS

KS* in this model foil-wrapped side panels 19 mm thick are also available with grooves!

Handle drilling options GROOVE MATT **ZERO**




Handle drilling options GROOVE MATT **UNO + R20 + R15 + R10**



CASTLE MATT

Foil-wrapped



CASTLE MATT	Front colour	Carcases	Vis. side	W 19	Pilasters	OZ 53/54 KL/LL	Plinth Panels	Shelving
220 006	bianco	KS	-	KS*	K	KS	KS	KS
220 017	graphite	KS	-	KS*	K	KS	KS	KS
220 024	cashmere	KS	-	KS*	K	KS	KS	KS
220 090	magnolia	KS	-	KS*	K	KS	KS	KS
220 101	snow	KS	-	KS*	K	KS	KS	KS

Front: Foil-wrapped Shaker-style door, **matt** surface, with 7 cm frame and grooves, reverse side in the same colour

Glass doors

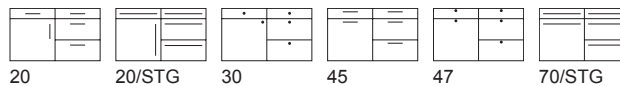
R Framed glass door, L Door with vertical side stiles

Note:

KS* in this model foil-wrapped side panels 19 mm thick are also available with grooves!


Pilaster: K = Foil-wrapped pilaster matt (Castle)

Handle drilling options CASTLE MATT



MEDA MATT

Foil-wrapped



MEDA MATT	Front colour	Carcases	Vis. side	W 19	Pilasters	OZ 14/15 OZ 36/37 KL/LL	Plinth Panels	Shelving
240 006	bianco	KS	-	KS	K	KS	KS	KS
240 017	graphite	KS	-	KS	K	KS	KS	KS
240 024	cashmere	KS	-	KS	K	KS	KS	KS
240 090	magnolia	KS	-	KS	K	KS	KS	KS
240 101	snow	KS	-	KS	K	KS	KS	KS

Front: Foil-wrapped Shaker-style door, **matt** surface, with 7 cm frame and chamfer, reverse side in the same colour

Glass doors

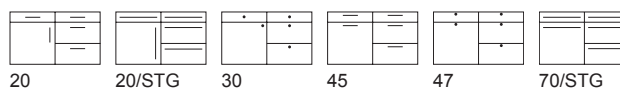
R Framed glass door, L Door with vertical side stiles

Note:

Pilaster: K = Foil-wrapped pilaster matt (Meda)


Cornice and light pelmet will be matt lacquered in the same colour

Handle drilling options MEDA MATT

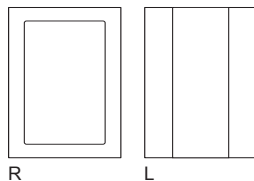


MODERNO MATT

Foil-wrapped



bianco graphite cashmere magnolia snow



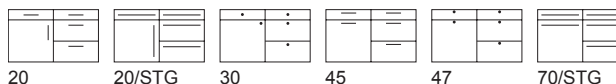
MODERNO MATT	Front colour	Carcases	Vis. side	W 19	Pilasters	KL/LL	Plinth Panels	Shelving
241 006	bianco	KS	-	KS	KS	-	KS	KS
241 017	graphite	KS	-	KS	KS	-	KS	KS
241 024	cashmere	KS	-	KS	KS	-	KS	KS
241 090	magnolia	KS	-	KS	KS	-	KS	KS
241 101	snow	KS	-	KS	KS	-	KS	KS

Front: Foil-wrapped model, **matt** surface, with 7 cm frame and modern flat centre panel, reverse side in the same colour

Glass doors


R Framed glass door, L Door with vertical side stiles

Handle drilling options MODERNO MATT

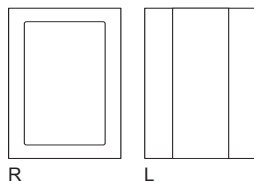


STEP MATT

Foil-wrapped



bianco graphite cashmere magnolia snow



STEP MATT	Front colour	Carcases	Vis. side	W 19	Pilasters	OZ 14/15 OZ 36/37 KL/LL	Plinth Panels	Shelving
243 006	bianco	KS	-	KS	K	KS	KS	KS
243 017	graphite	KS	-	KS	K	KS	KS	KS
243 024	cashmere	KS	-	KS	K	KS	KS	KS
243 090	magnolia	KS	-	KS	K	KS	KS	KS
243 101	snow	KS	-	KS	K	KS	KS	KS

Front: Foil-wrapped Shaker-style door, **matt** surface, with 7 cm stepped frame, reverse side in the same colour

Glass doors

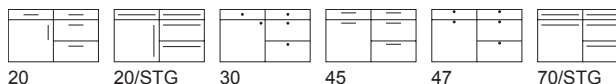
R Framed glass door, L Door with vertical side stiles

Note:

Pilaster: K = Foil-wrapped pilaster matt (Step)

Cornice and light pelmet will be matt lacquered in the same colour

Handle drilling options STEP MATT



Melamine fronts

Matt-Line

High-gloss Line

Foil-wrapped fronts

Wood

Oak-Line

Handles, worktops decors, colour charts and discontinued lines



Wood

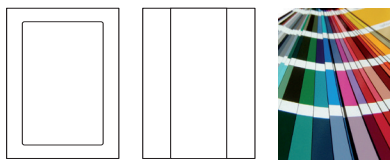
MALAGA color

RAL

Oak lacquered



bianco black graphite magnolia



R L RAL/Sikkens/
NCS colours

Individual parts only available on request and at extra charge!
No metallic colours available!

COLOR	PM	Front colour	Carcases	Vis. side	W 19	W50+100	KL/LL	Plinth Panels	Shelving
579 006	444 006	bianco	KS	FL	FL/*	FL	-	FL	FL
579 022	444 022	black	KS	FL	FL/*	FL	-	FL	FL
579 017	444 017	graphite	KS	FL	FL/*	FL	-	FL	FL
579 090	444 090	magnolia	KS	FL	FL/*	FL	-	FL	FL
RAL									
546 000	571 000	RAL/Sikkens/NCS	*	FL	FL/*	FL	-	FL	FL

Front: Veneered and lacquered front with semi-matt finish, solid wood edge all around, vertical graining, vertical grooves at 10 cm spacings, reverse side in the same colour

Malaga color PM - pore matt
Matt lacquered finish

Glass doors

R Framed glass door, L Door with vertical side stiles

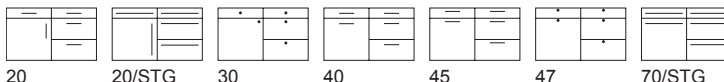
Note:

With 45 cm wide doors the distance between the grooves is only 8.86 cm

FL/* In this model 19 mm thick side panels are also available with grooves

Country-style elements available!

Handle drilling options MALAGA color



20 20/STG 30 40 45 47 70/STG

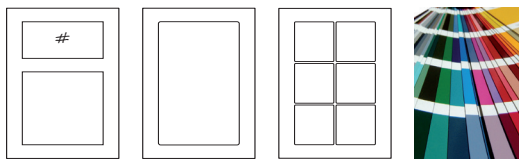
CASELLA

RAL

Oak lacquered



bianco black graphite magnolia



H R K RAL/Sikkens/
NCS colours

Individual parts only available on request and at extra charge!
No metallic colours available!

CASELLA	PM	Front colour	Carcases	Vis. side	W 19	Pilasters	OZ 40/41 KL/LL	Plinth Panels	Shelving
417 006	440 006	bianco	KS	FL	FL/*	M/RL	FL	FL	FL
417 022	440 022	black	KS	FL	FL/*	M/RL	FL	FL	FL
417 017	440 017	graphite	KS	FL	FL/*	M/RL	FL	FL	FL
417 090	440 090	magnolia	KS	FL	FL/*	M/RL	FL	FL	FL
RAL									
561 000	562 000	RAL/Sikkens/NCS	*	FL	FL/*	M/RL	FL	FL	FL

Front: Shaker-style oak front with semi-matt finish, 7 cm solid wood frame, flat veneered, lacquered centre panel with grooves, reverse side in the same colour

Casella PM - matt pore

Matt lacquered finish

Glass doors

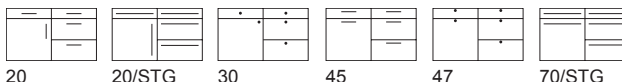
H Framed door, glass at top only, R Framed glass door,

K Crossbar door

FL/* In this model 19 mm thick side panels are also available with grooves

Country-style elements available!

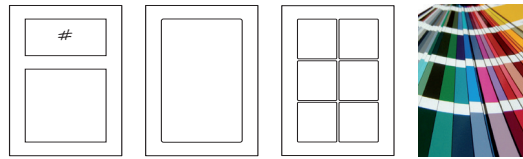
Handle drilling options CASELLA



20 20/STG 30 45 47 70/STG



bianco black graphite magnolia



H R K RAL/Sikkens/NCS colours

Individual parts only available on request and at extra charge!
No metallic colours available!

Front: Shaker-style oak front with semi-matt finish, 7 cm solid wood frame, flat veneered, lacquered centre panel with grooves, reverse side in the same colour

Toscana PM - matt pore

Matt lacquered finish

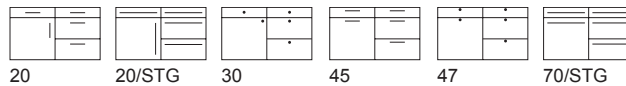
Glass doors

H Framed door, glass at top only, R Framed glass door, K Crossbar door

Country-style elements available!


TOSCANA	PM	Front colour	Carcases	Vis. side	W 19	Pilasters	OZ 40/41 KL/LL	Plinth Panels	Shelving
416 006	441 006	bianco	KS	FL	FL	M/RL	FL	FL	FL
416 022	441 022	black	KS	FL	FL	M/RL	FL	FL	FL
416 017	441 017	graphite	KS	FL	FL	M/RL	FL	FL	FL
416 090	441 090	magnolia	KS	FL	FL	M/RL	FL	FL	FL
RAL									
552 000	539 000	RAL/Sikkens/NCS	*	FL	FL	M/RL	FL	FL	FL

Handle drilling options TOSCANA





Oak-Line



PLANK-OAK	Front colour	Carcases	Vis. side	Panels	KL/LL	Plinth Panels	Shelving
516 103	chestnut	*	FA	FA/*	-	FA	FA
516 030	loam	*	FA	FA/*	-	FA	FA
516 028	natural knotty oak	*	FA	FA/*	-	FA	FA

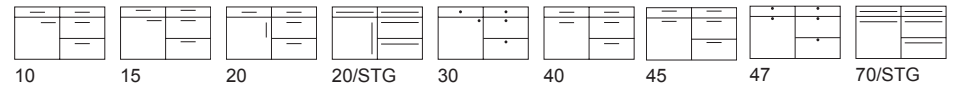
Front: veneered old oak, vertically planked (butting against veneer) and sandblasted, reverse in same colour

Glass doors

L Door with vertical side stiles

Handle drilling options

PLANK-OAK




Note:

* Visible sides are brushed, not planked

* Shelving is brushed

* FA/* In this model the side panels are sandblasted, available as a smooth/flat or planked version in a thickness of 19, 50, 75 mm (if necessary OLWR)
The standard type is the smooth/flat version



ROUGH ZERO	ROUGH R15	Front colour	Carcases	Vis. side	Panels	KL/LL	Plinth Panels	Shelving
565 022	567 022	black	KS	FR	FR	-	FR	-
565 017	567 017	graphite	KS	FR	FR	-	FR	-
565 155	567 155	pastell loam	*	FR	FR	-	FR	-
565 156	567 156	pastell shadow	*	FR	FR	-	FR	-
565 157	567 157	pastell smoke	*	FR	FR	-	FR	-
565 158	567 158	plage	*	FR	FR	-	FR	-

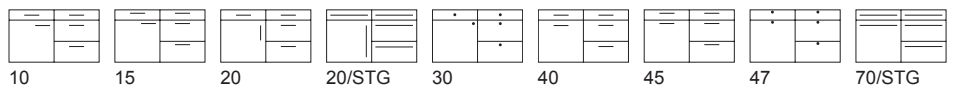
Front: Thick oak veneer sandblasted, without grooves (ZERO) or with grooves at 150 mm spacings (R15), vertical graining, reverse side in the same colour

Glass doors

L Door with vertical side stiles

Handle drilling options

ROUGH ZERO



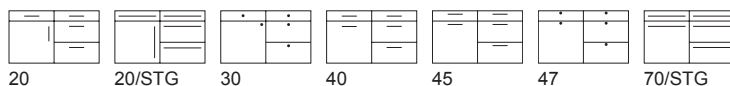
In this model side panels in 19, 50, 75 and 100 mm are available with or without grooves

Note for R15:

The following fronts have a different bar measurement
40 + 80 cm = 132 mm
50 cm = 124 mm
100 cm = 142 mm

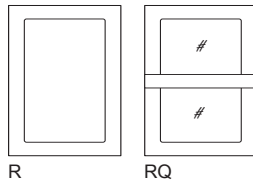
Handle drilling options

ROUGH R15





black chestnut loam natural knotty oak



RQ frame only for tall units from a height of 169 cm !

CADRE	Front colour	Carcases	Vis. side	panels	KL/LL	Plinth Panels	Shelving
439 022	black	KS	FA	FA	-	FA	FA
439 103	chestnut	*	FA	FA	-	FA	FA
439 030	loam	*	FA	FA	-	FA	FA
439 028	natural knotty oak	*	FA	FA	-	FA	FA

Front: 23 mm thick, at top and bottom 9 cm wide solid sandblasted rail, with integral fingerrip recess, sited inbetween on left and right 5.5 cm wide flattened rail, centre panel in brushed veneer, reverse in same colour.

Glass doors

R Framed glass door

Note:


- drawer panels (plain) are only available with TIP-ON,

as an alternative we recommend pull-out panels with interior drawers.

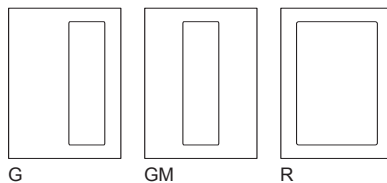
- Pull-out panels 256 mm high are not available.
- A door width of 296 mm should not be exceeded, otherwise available in plain finish only.
- Ideally, fridges should be planned at a height of 78 cm in order to ensure easy opening of the door.

BLACK-LINE

Oak-Line



nature



BLACK-LINE	Front colour	Carcases	Vis. side	W 19	Panels	KL/LL	Plinth Panels	Shelving
528 102	nature	black	FA*	FA	FA	-	FA	-

Front: Brushed oak veneer on black MDF, horizontal grooving, reverse side oak veneer without grooving

Glass doors

G/GM/R Framed door

Note:

- With GLV45 and GLU the black MDF is always visible on the handle side
- On account of the horizontal grooving **GL780** and **S126 cannot be combined** (tall units with vertical GL-strip cannot be combined with handleless base units!)
- Doors outside of the modular grid are not predrilled at the factory

FA*: The face of visible sides is always supplied with grooving, the front edge is without grooving. The reverse side of the visible side is black.

Side panels 19/25/50 mm: available with grooving on one side and on the edge, side panels 75 and 100 mm are not available!

Handle drilling options BLACK-LINE (only for handle 466/467/470)



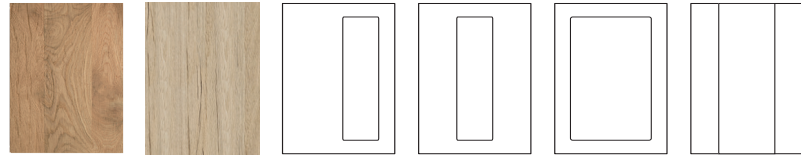
45



ZERO
without grooves
Flat veneered front



beachwood bianco black driftwood graphite loam magnolia



natural knotty oak sanremo oak G only ZERO GM only ZERO R only ZERO L

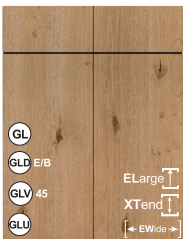


GLV-45 GLU



RAL/Sikkens/
NCS colours

Individual parts only available on request and at extra charge!
No metallic colours available!



UNO
One vertical groove
in the middle



R20
Vertical groove spacing
200 mm
Note:
The following front
widths have special
groove spacings:
30 cm = 148 mm
45+90 cm = 223 mm
50 cm = 248 mm



R15
Vertical groove spacing
150 mm
Note:
The following front
widths have special
groove spacings:
40+80 cm = 132 mm
50+100 cm = 165 mm



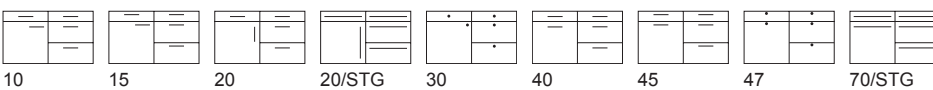
R10
Vertical groove spacing
100 mm
Note:
The following front
widths have special
groove spacings:
45 cm = 89 mm

Front: Veneered with vertical graining, heavily brushed and lacquered, reverse side in the same colour, wood edge all around
Glass doors
G/GM/R Framed glass door only available for the ZERO range,
L Door with vertical side stiles
FA/* In this model side panels in 19, 50, 75 and 100 mm thickness are available with or without grooves

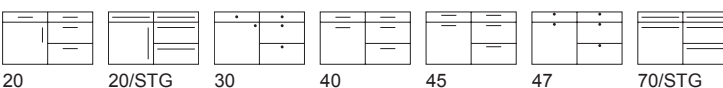
ZERO	UNO	R20	R15	R10	Front colour	Carcases	Vis. side	Panels	KL/LL	Plinth Panels	Shelving
410 019	431 019	435 019	414 019	433 019	beachwood	*	FA	FA/*	-	FA	FA
410 006	431 006	435 006	414 006	433 006	bianco	KS	FA	FA/*	-	FA	FA
410 022	431 022	435 022	414 022	433 022	black	KS	FA	FA/*	-	FA	FA
410 031	431 031	435 031	414 031	433 031	driftwood	*	FA	FA/*	-	FA	FA
410 017	431 017	435 017	414 017	433 017	graphite	KS	FA	FA/*	-	FA	FA
410 030	431 030	435 030	414 030	433 030	loam	*	FA	FA/*	-	FA	FA
410 090	431 090	435 090	414 090	433 090	magnolia	KS	FA	FA/*	-	FA	FA
410 028	431 028	435 028	414 028	433 028	natural knotty oak	*	FA	FA/*	-	FA	FA
410 046	431 046	435 046	414 046	433 046	sanremo oak	KS	FA	FA/*	-	FA	FA

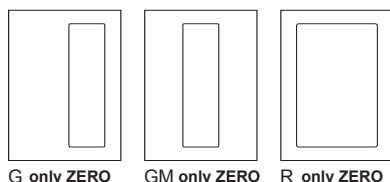

RAL ZERO	UNO	R20	R15	R10	Front colour	Carcases	Vis. side	Panels	KL/LL	Plinth Panels	Shelving
511 000	531 000	535 000	514 000	533 000	RAL/Sikkens/NCS	*	FA	FA/*	-	FA	FA

Handle drilling options MERINO anticato ZERO




Handle drilling options MERINO anticato UNO + R20 + R15 + R10





Individual parts only available on request and at extra charge! No metallic colours available!



ZERO without grooves Flat veneered front



UNO
One vertical groove in the middle



R20
Vertical groove spacing 200 mm
Note:
The following front widths have special groove spacings:
30 cm = 148 mm
45+90 cm = 223 mm
50 cm = 248 mm



R15
Vertical groove spacing 150 mm
Note:
The following front widths have special groove spacings:
40+80 cm = 132 mm
50+100 cm = 165 mm



R10
Vertical groove spacing 100 mm
Note:
The following front widths have special groove spacings:
45 cm = 89 mm

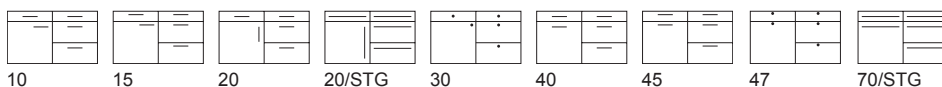
Front: Veneered with vertical graining and horizontal saw-cut look with knots and cracks, opaque lacquered, reverse side in the same colour, edges with saw-cut look
Glass doors
G/GM/R Framed glass door only available for the ZERO range,
L Door with vertical side stiles
FA/* In this model side panels in 19, 50, 75 and 100 mm thickness are available with or without grooves

ZERO	UNO	R20	R15	R10	Front colour	Carcases	Vis. side	Panels	KL/LL	Plinth Panels	Shelving
415 006	400 006	406 006	404 006	402 006	bianco	KS	FS	FS/*	-	FS	-
415 022	400 022	406 022	404 022	402 022	black	KS	FS	FS/*	-	FS	-
415 017	400 017	406 017	404 017	402 017	graphite	KS	FS	FS/*	-	FS	-
415 090	400 090	406 090	404 090	402 090	magnolia	KS	FS	FS/*	-	FS	-
415 028	400 028	406 028	404 028	402 028	natural knotty oak	*	FS	FS/*	-	FS	-

RAL ZERO	UNO	R20	R15	R10	Front colour	Carcases	Vis. side	Panels	KL/LL	Plinth Panels	Shelving
588 000	580 000	586 000	584 000	582 000	RAL/Sikkens/NCS	*	FS	FS/*	-	FS	-

Handle drilling options

MATRIX sierrado **ZERO**



Handle drilling options

MATRIX sierrado **UNO + R20 + R15 + R10**

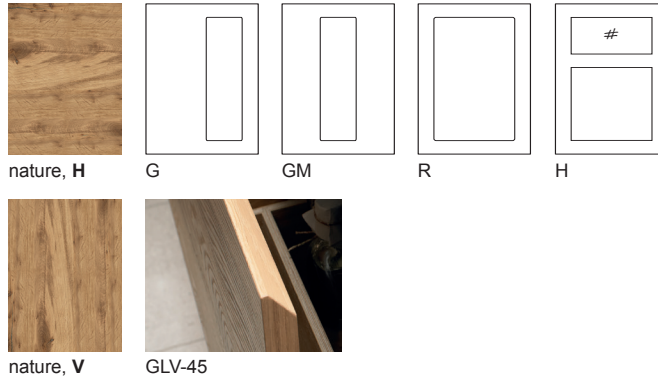




Front: Veneered split-oak, heavily brushed with **horizontal/vertical graining**, reverse side in the same colour

Glass doors


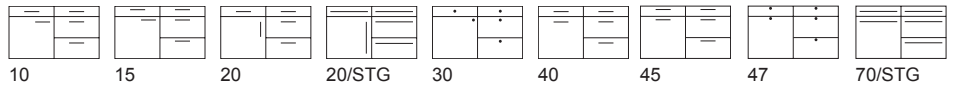
G/GM/R Framed glass door,
H Framed door, glass at top only



SPLIT-OAK H	Front colour	Carcases	Vis. side	Panels	KL/LL	Plinth Panels	Shelving
480 102	nature, H	*	FA	FA	-	FA	FA

SPLIT-OAK V	Front colour	Carcases	Vis. side	Panels	KL/LL	Plinth Panels	Shelving
481 102	nature, V	*	FA	FA	-	FA	FA

Handle drilling options SPLIT-OAK H + V anticato




Front: Deep embossed wild oak front with 3D-effect rough-look surface, **horizontal/vertical graining**, front only available with non-embossed edge.

Reverse side in the same colour

Glass doors

G/GM/R Framed glass door,
L Door with vertical side stiles

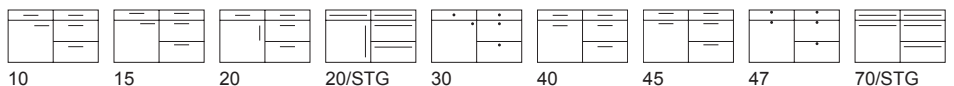


INTENSE H	Front colour	Carcases	Vis. side	W 19	Panels	KL/LL	Plinth Panels	Shelving
684 022	black, H	KS	FR	FR	-	-	FR	-
684 102	nature, H	*	FR	FR	-	-	FR	-
684 170	tobacco, H	*	FR	FR	-	-	FR	-

INTENSE V	Front colour	Carcases	Vis. side	W 19	Panels	KL/LL	Plinth Panels	Shelving
685 022	black, V	KS	FR	FR	-	-	FR	-
685 102	nature, V	*	FR	FR	-	-	FR	-
685 170	tobacco, V	*	FR	FR	-	-	FR	-

Only 19 mm side panels, embossed on the one side, are available (with non-embossed edge)!

Handle drilling options INTENSE H + V



TELAIO anticato

RAL

Oak-Line



GL
GLD E/B

XTend

Front: Solid sandblasted front in knotty oak, veneered centre panel, 9 cm wide frame, lacquered, reverse side in the same colour

Glass doors

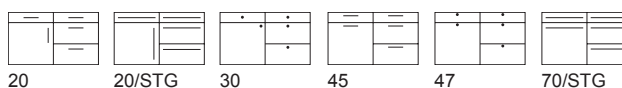
R, Framed glass door, H Framed door, glass at top only
FA* In this model side panels 19, 50, 75 and 100 mm thickness are available with or without grooves (grooves as INCAVO)



Individual parts only available on request and at extra charge! No metallic colours available!

TELAIO	Front colour	Carcases	Vis. side	Panels	KL/LL	Plinth Panels	Shelving
418 019	beachwood	*	FA	FA/*	-	FA	FA
418 006	bianco	KS	FA	FA/*	-	FA	FA
418 022	black	KS	FA	FA/*	-	FA	FA
418 031	driftwood	*	FA	FA/*	-	FA	FA
418 017	graphite	KS	FA	FA/*	-	FA	FA
418 030	loam	*	FA	FA/*	-	FA	FA
418 090	magnolia	KS	FA	FA/*	-	FA	FA
418 028	natural knotty oak	*	FA	FA/*	-	FA	FA
418 046	sanremo oak	KS	FA	FA/*	-	FA	FA
RAL							
518 000	RAL/Sikkens/NCS	*	FA	FA/*	-	FA	FA

Handle drilling options TELAIO



INCAVO anticato

RAL

Oak-Line




GL
GLD E/B

XTend

Front: Solid sandblasted front in knotty oak, veneered centre panel with one groove (1 groove in all widths), 9 cm wide frame, lacquered, reverse side in the same colour

Glass doors

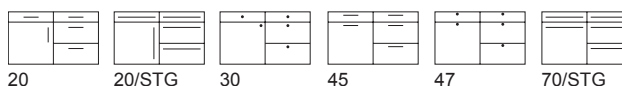
R, Framed glass door, H Framed door, glass at top only
FA* In this model side panels 19, 50, 75 and 100 mm thickness are available with or without grooves



Individual parts only available on request and at extra charge! No metallic colours available!

INCAVO	Front colour	Carcases	Vis. side	Panels	KL/LL	Plinth Panels	Shelving
419 019	beachwood	*	FA	FA/*	-	FA	FA
419 006	bianco	KS	FA	FA/*	-	FA	FA
419 022	black	KS	FA	FA/*	-	FA	FA
419 031	driftwood	*	FA	FA/*	-	FA	FA
419 017	graphite	KS	FA	FA/*	-	FA	FA
419 030	loam	*	FA	FA/*	-	FA	FA
419 090	magnolia	KS	FA	FA/*	-	FA	FA
419 028	natural knotty oak	*	FA	FA/*	-	FA	FA
419 046	sanremo oak	KS	FA	FA/*	-	FA	FA
RAL							
519 000	RAL/Sikkens/NCS	*	FA	FA/*	-	FA	FA

Handle drilling options INCAVO



Melamine fronts

Matt-Line

High-gloss Line

Foil-wrapped fronts

Wood

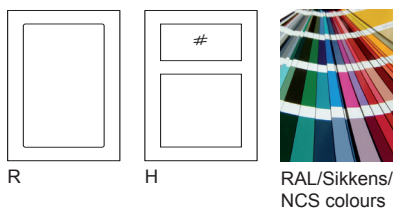
Oak-Line

Handles, worktops decors, colour charts and discontinued lines

ORBITA anticato

RAL

Oak-Line



Individual parts only available on request and at extra charge!
No metallic colours available!

GL
GLD E/B
XTend

Front: Solid, rustic finished and sandblasted door in knotty oak, 11 cm frame, veneered centre panel, lacquered, reverse side in the same colour

Glass doors

R Framed glass door, H Framed door, glass at top only
FA* In this model side panels in 19, 50, 75 and 100 mm thickness are available with or without grooves (grooves as SOLCO)

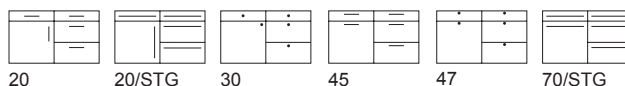
Note:

Doors less than 296 mm wide will be supplied without frame.

ORBITA	Front colour	Carcases	Vis. side	Panels	KL/LL	Plinth Panels	Shelving
447 019	beachwood	*	FA	FA/*	-	FA	FA
447 022	black	KS	FA	FA/*	-	FA	FA
447 031	driftwood	*	FA	FA/*	-	FA	FA
447 030	loam	*	FA	FA/*	-	FA	FA
447 028	natural knotty oak	*	FA	FA/*	-	FA	FA
447 046	sanremo oak	KS	FA	FA/*	-	FA	FA
RAL							
547 000	RAL/Sikkens/NCS	*	FA	FA/*	-	FA	FA

Handle drilling options

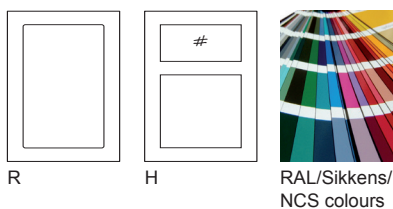
ORBITA



SOLCO anticato

RAL

Oak-Line



Individual parts only available on request and at extra charge!
No metallic colours available!

GL
GLD E/B
XTend

Front: Solid, rustic finished and sandblasted door in knotty oak, 11 cm frame, veneered centre panel with 1 groove, lacquered, reverse side in the same colour

Glass doors

R Framed glass door,
H Framed door, glass at top only

FA* In this model side panels in 19, 50, 75 and 100 mm thickness are available with or without grooves

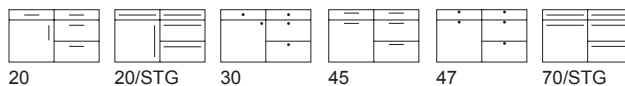
Note:

Doors less than 296 mm wide will be supplied without frame.

SOLCO	Front colour	Carcases	Vis. side	Panels	KL/LL	Plinth Panels	Shelving
449 019	beachwood	*	FA	FA/*	-	FA	FA
449 022	black	KS	FA	FA/*	-	FA	FA
449 031	driftwood	*	FA	FA/*	-	FA	FA
449 030	loam	*	FA	FA/*	-	FA	FA
449 028	natural knotty oak	*	FA	FA/*	-	FA	FA
449 046	sanremo oak	KS	FA	FA/*	-	FA	FA
RAL							
549 000	RAL/Sikkens/NCS	*	FA	FA/*	-	FA	FA

Handle drilling options

SOLCO





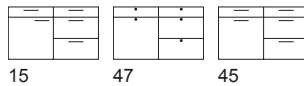
STRETTO	Front colour	Carcases	Vis. side	Panels	KL/LL	Plinth Panels	Shelving
452 022	black	KS	FA	FA	-	FA	FA
452 103	chestnut	*	FA	FA	-	FA	FA
452 030	loam	*	FA	FA	-	FA	FA
452 028	natural knotty oak	*	FA	FA	-	FA	FA

Front: 21 mm thick, at top and bottom 8 cm wide solid sandblasted rail, sited inbetween on left and right 1.2 cm wide rail sandblasted veneered centre panel, reverse in same colour

Glass doors

Only universal glass doors available

Handle drilling options STRETTO



RIPIENO	Front colour	Carcases	Vis. side	Panels	KL/LL	Plinth Panels	Shelving
437 019	beachwood	*	FA	FA/*	-	FA	FA
437 006	bianco	KS	FA	FA/*	-	FA	FA
437 022	black	KS	FA	FA/*	-	FA	FA
437 031	driftwood	*	FA	FA/*	-	FA	FA
437 030	loam	*	FA	FA/*	-	FA	FA
437 028	natural knotty oak	*	FA	FA/*	-	FA	FA
437 046	sanremo oak	KS	FA	FA/*	-	FA	FA

Front: Solid, rustic finished and sandblasted door in knotty oak, 11 cm frame, solid wood centre panel, lacquered, reverse side in the same colour

Glass doors

R Framed glass door,

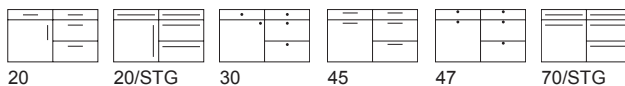
H Framed door, glass at top only

FA* In this model side panels in 19, 50, 75 and 100 mm thickness are available with or without grooves (grooves as INCAVO)

Note:

Doors less than 296 mm wide will be supplied without frame. Pull-out panels less than 352 mm high will be supplied with flat centre panel.

Handle drilling options RIPIENO





Handles,
worktops decors,
colour charts and
discontinued lines

Handles | Knobs

Handles/Knobs	No.	Information	Handles/Knobs	No.	Information
	200	Chrome/matt, 160 mm GRIBO: 10 - 15 - 20 - 40 - 45		297	Stainless steel coloured, 128 mm GRIBO: 10 - 15 - 20
	211	Stainless steel, 192 mm MP ● GRIBO: 10 - 15 - 20 - 40 - 45		298	Stainless steel finish, 192 mm overall length 230 mm GRIBO: 10 - 15 - 20 - 40 - 45
	222	Slender stainless steel handle, 192 mm ● GRIBO: 10 - 15 - 20 - 40 - 45		299	Stainless steel look, 128 mm ● GRIBO: 10 - 15 - 20 - 40 - 45
	270	Matt brushed nickel, 128 mm ● GRIBO: 10 - 15 - 20		384	Black, 160 mm overall length 206 mm ● GRIBO: 10 - 15 - 20 - 40 - 45
	276	Matt nickel, 128 mm ● GRIBO: 10 - 15 - 20		385	Black knurled, 160 mm overall length 188 mm ● GRIBO: 10 - 15 - 20 - 40 - 45
	279	Zinc, 128 mm GRIBO: 10 - 15 - 20 - 40 - 45		386	Black, 160 mm overall length 181 mm ● GRIBO: 10 - 15 - 20 - 40 - 45
	280	Matt nickel, 128 mm GRIBO: 10 - 15 - 20		387	Stainless steel with welded seam, 160 mm Overall length 175 mm ● GRIBO: 10 - 15 - 20 - 40 - 45
	285	Stainless steel coloured, 160 mm MP ● GRIBO: 10 - 15 - 20 - 40 - 45		391	Stainless steel, 160 mm oval, overall length 224 mm MP GRIBO: 10 - 15 - 20 - 40 - 45
	288	Stainless steel, 224 mm (restricted use on panels of 300 mm and less) MP ● GRIBO: 10 - 15 - 20 - 40 - 45		392	Stainless steel, 160 mm GRIBO: 10 - 15 - 20 - 40 - 45
	289	Anticato, 224 mm colour deviations are possible (restricted use on panles of 300 mm and less) MP for all price groups ● GRIBO: 10 - 15 - 20 - 40 - 45			

Melamine fronts

Matt-Line

High-gloss Line

Foil-wrapped fronts

Wood


Oak-Line


Handles, worktops decors, colour charts and discontinued lines


Handles | Knobs

Handles/Knobs	No.	Information	Handles/Knobs	No.	Information
	393	Matt black, 160 mm GRIBO: 10 - 15 - 20 - 40 - 45		440	Black, 160 mm sloping door position GRIBO: 10 - 15 - 20 - 40 - 45
	394	Rose-gold, 160 mm GRIBO: 10 - 15 - 20 - 40 - 45		441	black, 320 mm sloping door position only in combination with handle 440 used from a width of 600 mm MP GRIBO: 40 - 45
	405	Stainless steel, 160 mm overall length 220 mm MP ● GRIBO: 10 - 15 - 20 - 40 - 45		450	Matt black steel, 160 mm overall length 238 mm MP for all price groups ● GRIBO: 10 - 15 - 20 - 40 - 45
	406	Stainless steel, 256 mm overall length 395 mm only in combination with handle 405 MP ● GRIBO: 40 - 45		452	Antiqued black, 160 mm MP GRIBO: 10 - 20 - 40
	413	Antiqued brown, 192 mm MP ● GRIBO: 10 - 15 - 20 - 40 - 45		453	Stainless steel look, 192 mm ● GRIBO: 10 - 15 - 20 - 40 - 45
	414	Antiqued brown, 288 mm only in combination with handle 413 MP ● GRIBO: 40 - 45		454	Stainless steel, 160 mm GRIBO: 10 - 15 - 20 - 40 - 45
	421	Stainless steel look, 160 mm ● GRIBO: 10 - 15 - 20 - 40 - 45		461	Matt black, 192 mm overall length 200 mm GRIBO: 10 - 15 - 20 - 40 - 45
	422	Stainless steel look, 320 mm only in combination with handle 421 used from 600 mm width MP ● GRIBO: 40 - 45		506	Short bar handle STGE Stainless steel, 184 mm fixed overall length 226 mm MP ● GRIBO: 10 - 15 - 20 - 40 - 45
	431	Titanium satin-matt, 160 mm ● GRIBO: 10 - 15 - 20 - 40 - 45		507	Short bar handle STGEB powder-coated black, 184 mm fixed overall length 226 mm MP ● GRIBO: 10 - 15 - 20 - 40 - 45
	432	Titanium satin-matt, 320 mm only in combination with handle 431 used from a width of 600 mm MP ● GRIBO: 40 - 45			

Handles | Knobs

Handles/Knobs	No.	Information
	317	Knob, black matt MP for all price groups GRIBO: 30 - 47

	372	Knob anticato colour deviations are possible MP ● GRIBO: 30 - 47
---	------------	---


	373	Knob stainless steel ● GRIBO: 30 - 47
---	------------	--

	395	Fingerrip, drilling distance 96 mm black, overall length 110 mm, depth 40 mm, height 30 mm MP ● GRIBO: 10 - 15 - 40 - 45
---	------------	--

Bar handles	No.	Information
	STGE	Stainless steel MP ● GRIBO: 20/STG - 70/STG


	STGEB	Powder-coated black MP ● GRIBO: 20/STG - 70/STG
---	--------------	---

	STG	Chrome matt MP ● GRIBO: 20/STG
--	------------	--

Handles/Knobs	No.	Information
	471	Handle in brushed anthracite 176 mm drilling distance, overall length 320 mm, the profile is a fixed size for all widths MP ● GRIBO: 40 - 45

474	Handle combination comprising: 471 overall length 320 mm (for widths 400 + 500 mm) 472 overall length 470 mm (for widths 600 + 800 mm) 473 overall length 525 mm (for widths as from 900 mm) used in combination MP ● GRIBO: 40 - 45
------------	--

	466	Strip handle in brushed black GRIBO: 10 - 15 - 20 - 40 - 45
--	------------	---

	467*	160 mm drilling distance overall length 225 mm / *375 mm, handle cut-out 130 mm centred the profile is a fixed size for all widths MP ● GRIBO: 40 - 45 <small>as from 450 mm cabinet width</small>
--	-------------	---

470	Handle combination comprising: 466 overall length 225 mm (for widths 300 + 400 mm) 467 overall length 375 mm (for widths 450 up to 500 mm) 468 overall length 525 mm (for widths 600 + 800 mm) 469 overall length 825 mm (for widths 900 - 1200 mm) used in combination MP ● GRIBO: 40 - 45
------------	--











On Shaker-style or profiled doors only vertical (not horizontal) drilling is possible.

MP = PG 0, 1, 2 + 2A Handles available at extra charge.

● = **Planning advice:** in corner solutions it is important to consider the 700 x 700 mm corner in order to guarantee flawless function.

BAR HANDLES ARE AVAILABLE ACROSS ALL PRICE GROUPS AT EXTRA CHARGE ONLY.

GRIBO - Handle drilling options

					
GRIBO 1 without drilling	GRIBO 10 horizontal	GRIBO 15 horizontal, high-set	GRIBO 20 vertical	GRIBO 20/STG vertical bar handle	GRIBO 30 knob drilling
					
GRIBO 40 centred Only available for flat fronts.	GRIBO 45 centred, high-set	GRIBO 47 knob drilling centred, high-set	GRIBO 70/STG hor. bar handle		

Strip handles - groove-inserted



08 COM strip down 995

black




09 COM strip rounded 996

stainless steel



10 COM strip square 997

stainless steel



WALL strip 920

black


Notes:

- Extra charge per strip handle
 - Use base unit items from S126
 - Use wall unit items from GL780 (XH)
 - Use tall unit items from S126
- Upper doors/flaps on units housing appliances are always supplied with Tip-On
For fridges a special strip handle is used
Please note that only restricted versions for fridges are possible
Due to the position of the strip handle, only split fridge/freezer combinations are possible

The following items are not available:

- Pull-out 256 mm high, seated at the bottom of a base/tall unit can only be supplied as a drawer
- A126 mm high drawer, seated at the bottom of a base/tall unit, is not possible
- UAG 45/60 26 and UGG 45/60 39 - pull-out to be opened from underneath
- UNS 60 65/78 is not available - only UN 60 65 and UNS2 60 78
- U2AG 45/60 52 are not available
- UE 83/93 78/91 are not available
- For corner units USPV..., UV..., GV4L..., AGV2l... the precise planning size must be specified
- GEL..., GGEL..., GGEL2..., GKL... are not available

Handleless-Variations



- 01** GL Handleless (flat door)
- 02** GLD-E/B Handleless decor (flat door), profile stainless steel or black
- 03** GLV-E/B Handleless (door with 45° chamfer + metal strip), stainless steel or black
- 04** GLX-E Handleless (door with 90° routing + stainless steel strip)
- 05** GLV-45 Handleless (door with 45° chamfer)
- 06** GLX-90 Handleless (door with 90° routing)
- 07** GLU Handleless (wooden door with U-routing)

Melamine fronts

Matt-Line

High-gloss Line

Foil-wrapped fronts

Wood

Oak-Line

Handles, worktops decors, colour charts and discontinued lines

Worktop decors

Code No.	Decor	ID	40 mm RK	40/60/100 mm SK	16 + 40 mm PP	Same-coloured carcass	Max. length in mm	Same-coloured WAP
1000	ALPINWEISS	1025	+	+	+		5000	+
1001	ANTHRAZIT SOLID COLOR	1290	-	+	+		4000	+
1002	ARKOSA SAND	276	+	+	+		5000	+
1003	ARLINTON EICHE	H3303	-	+	+	natural knotty oak	4000	+
1004	BELMONT BEIGE	6060	+	+	+		5000	+
1005	BELMONT BRAUN	6061	+	+	+		5000	+
1006	BELMONT CREME	6059	+	+	+		5000	+
1007	BELMONT GRAU	6062	+	+	+		5000	+
1008	BETON	2204	+	+	+		5000	+
1009	BETON ART PERLGRAU	44375	-	+	+		4000	+
1010	BETON DUNKEL	275	+	+	+		5000	+
1011	BÉTON CLAIR	274	+	+	+		5000	+
1012	BETON NATUR	34149	-	+	+		4000	+
1013	BLOCK BOARD NOCHE	4206	+	+	+		5000	+
1014	BLUE SLATE	6236	+	+	+		5000	+
1015	BORDOLINO EICHE GRAU	1146	+	+	+	oak bardolino	5000	+
1016	CASTLE OAK DARK	4289	+	+	+		5000	+
1017	CERAMIC ANTHRAZIT	311	+	+	+		5000	+
1018	CERAMICO ROST	6008	+	+	+		5000	+
1019	ANTHRACITE CHROMIX	641	+	+	+		5000	+
1020	CODY WEISS	6259	-	+	+		5000	+
1021	CORRO MIRABELLE	6352	+	+	+		5000	+
1022	CREMA	222	+	+	+		5000	+
1023	CRUSOE	6233	+	+	+		5000	+
1024	DARK FIBRE	3448	+	+	+		5000	+
1025	DARK NIGHT	901	-	+	+		4000	+
1026	DUNA BARRAGAN	FC08	-	+	+		4000	+
1027	DUNA SIZA	FC05	-	+	+		4000	+
1028	EICHE DUNKEL	4272	+	+	+		5000	+
1029	EICHE HELL	K5411	-	+	+		4000	+
1030	CHÉNE PYRMONT MOCCA	4221	+	+	+		5000	+
1031	CHÉNE SABLE SANREMO	34139	-	+	+	sanremo oak	4000	+
1032	ESCHE MOLINA SAND	1267	+	+	+		5000	+
1033	FLASH BLACK	7654	+	+	+		5000	+
1034	GLADSTONE OAK GREIGE	3326	+	+	+		5000	+
1035	GLADSTONE OAK TABAK	3325	+	+	+		5000	+
1036	GLITTERSTONE LIGHT	7655	+	+	+		5000	+
1037	GRAPHITGRAU	1257	-	+	+		5000	+
1038	GREY LANCELOT OAK	4264	+	+	+		5000	+
1039	HALIFAX EICHE WEISS	H1176	-	+	+		4000	+
1040	HARBOUR BRIDGE	6064	+	+	+		5000	+
1041	ICY WHITE SOLID COLOR	1027	-	+	+	optiwhite	4000	+
1042	IPANEMA WEISS	6265	+	+	+		5000	+
1043	JURAMARMOR	6442	+	+	+		5000	+
1045	KORN	7919	-	+	+		5000	+
1046	KRISTALLWEISS SOLID COLOR	1026	-	+	+		4000	+
1047	KUPFER	3236	+	+	+		5000	+
1048	LAVA SOLID COLOR	1211	-	+	+		4000	+
1049	LICHTGRAU	1188	+	+	+		5000	+
1050	MALI WENGE	3058	-	+	+		5000	+
1051	MARMOR 4 SCHWARZ	4840	+	+	+		5000	+
1052	MAROKKO FOGGY GREY	6262	+	+	+		5000	+
1053	METALLO GRAUBRAUN	633	+	+	+		5000	+
1054	METALLSCHWARZ	1233	+	+	+	graphite	5000	+
1055	METALSTONE GRAU	281	-	+	+		5000	+
1057	MONO DE LUXE	4332	+	+	+		5000	+
1058	MOONSCAPE GREY	2250	+	+	+		5000	+
1059	MYKONOS	6248	+	+	+		5000	+
1060	NATURAL LANCELOT OAK	4263	+	+	+		5000	+
1061	NEBRASKA EICHE GRAU	3332	+	+	+		5000	+
1062	NEGRO BRASIL	6216	-	+	+		5000	+
1063	NERO TERRA BRAUN	3970	+	+	+		5000	+
1064	NOCE ROMANTICA	4447	+	+	+		5000	+

Worktop decors

Code No.	Decor	ID	40 mm RK	40/60/100 mm SK	16 + 40 mm PP	Same-coloured carcass	Max. length in mm	Same-coloured WAP
1065	NUSSBAUM AIDA TABAK	3704	+	+	+		5000	+
1066	OLD FURNITURE	6194	+	+	+		5000	+
1067	ONYX BLACK	2268	+	+	+		5000	+
1068	PALE LANCELOT OAK	4262	+	+	+		5000	+
1069	PAPYRUS NUBIA BRAUN	22008	+	+	+		5000	+
1070	PONDEROSA PINIE	4531	+	+	+		5000	+
1071	QUARZ INOX	489	+	+	+		5000	+
1072	RAJA BLACK	3505	+	+	+		5000	+
1074	RAJA WHITE	3504	+	+	+		5000	+
1075	RIFTEICHE ANTHRAXIT	3392	+	+	+		5000	+
1077	SANDGRAU	1184	+	+	+		5000	+
1079	SANDGREIGE	1343	-	+	+	muscata	5000	+
1081	SCHIEFER MITTELGRAU	6448	+	+	+		5000	+
1082	SCHWARZ METALLIC	3031	+	+	+		5000	+
1083	SHARKY GREY	091	+	+	+	sharky	5000	+
1084	SIENNA BEIGE	0550	-	+	+		5000	+
1085	SIENNA BRAUN	0568	-	+	+		5000	+
1086	SIENNA CREME	0448	-	+	+		5000	+
1087	SILVER PINE	4339	+	+	+		5000	+
1088	SONOMA EICHE	H9282	-	+	+		4000	+
1089	SPECKSTEIN GRAU	6423	+	+	+		5000	+
1090	SPECKSTEIN SCHWARZ	6424	+	+	+		5000	+
1094	TEXTIL	F76012	-	+	+		4000	+
1095	TIVOLI	6244	+	+	+		5000	+
1096	TORTONA NATURE	1796	+	+	+		5000	+
1097	TULA TITAN	8345	+	+	+		5000	+
1098	ULME OVID ZIMT	30010	+	+	+		5000	+
1099	USED GRAU	6043	-	+	+		4000	+
1100	VICENZA EICHE HELL	H3157	-	+	+	vicenza oak claire	4000	+
1101	VICENZA EICHE NUSSFARBIG	H3162	-	+	+	vicenza oak noce	4000	+
1102	VINTAGE OAK GREY	6130	+	+	+		5000	+
1103	VULKANSCHWARZ SOLID COLOR	1200	-	+	+		4000	+
1104	WEISS STEINSTRUKTUR	0179	-	+	+		5000	+
1105	WELLINGTON OAK	M6226	-	+	+		4000	+
1106	ZEUS ANTHRAXIT	7486	-	+	+		5000	+
1150	CARBON	U201	-	+	+	carbon	5000	+
1160	PEBBLE GREY	U968	-	+	+	pebble	5000	+
1180	KITO BLAUSTAHL	FG76111	-	+	+		5000	+

FENIX-Decors

5000	FENIX ACCIAIO HAMILTON	5000	-	+	FE		4000	+
5001	FENIX BIANCO	29	-	+	FE	bianco	4000	+
5002	FENIX BIANCO ALASKA	30	-	+	FE	optiwhite	4000	+
5003	FENIX GRIGIO LONDA	718	-	+	FE		4000	+
5004	FENIX NERO	720	-	+	FE	black	4000	+
5005	FENIX BIANCO KOS	0032	-	+	FE	bianco	4000	+

EXTREM-Decors

6000	EXTREM CARBON	U1233 XM	-	+	XM	graphite	4000	+
6001	EXTREM EDELWEISS	SR209 XM	-	+	XM		4000	+
6002	EXTREM ICY WHITE	U1027 XM	-	+	XM	optiwhite	4000	+
6003	EXTREM KASHMIRGRAU	U1168 XM	-	+	XM	cashmere	4000	+
6004	EXTREM KRISTALLGRAU	U1120 XM	-	+	XM		4000	+
6005	EXTREM KRISTALLWEISS	U1026 XM	-	+	XM		4000	+
6006	EXTREM LICHTGRAU	U1188 XM	-	+	XM		4000	+
6007	EXTREM MALAGA	U1344 XM	-	+	XM		4000	+
6008	EXTREM MAGNOLIENWEISS	U1379 XM	-	+	XM	magnolia	4000	+
6009	EXTREM MARMOR SCHWARZ	S63028	-	+	XM		4000	+
6010	EXTREM MARMOR WEISS	S63009	-	+	XM		4000	+
6011	EXTREM PEARL	U035 XM	-	+	XM		4000	+
6012	EXTREM PLATINGRAU	U1115 XM	-	+	XM		4000	+
6013	EXTREM SHARKY GREY	U091 XM	-	+	XM	sharky	4000	+
6014	EXTREM SNOW/KREIDE	U102 XM	-	+	XM	snow	4000	+

Worktop decors

Code No.	Decor	ID	40 mm RK	40/60/100 mm SK	16 + 40 mm PP	Same-coloured carcase	Max. length in mm	Same-coloured WAP
6015	EXTREM TRÜFFELGRAU	4447	-	+	XM		4000	+
6016	EXTREM VULKANSCHWARZ	3704	-	+	XM	black	4000	+

FE Fenix HPL (special pricing, see price-list), PP PP-edge, RK radiused edge, SK HPL edge, WAP upstand, XM Extrem HPL (special pricing, see price-list)

XM worktops

- Decorative high-pressure laminate with durable, electron-beam hardened surface and polished reverse side.
- Super-matt texture for the front and worktop with all the quality features and standard values for high-pressure laminate (HPL).
- Comfortably warm, velvety soft feel, inviting touch.
- Impervious to finger and grease marks, for visual appeal in everyday use.
- Optimum ease of cleaning for effortless removal of everyday soiling, above all stubborn grease stains.

Important:

In order to enjoy your XTreme kitchen surfaces for as long as possible, we advise you to observe the following instructions:

- Fine, extra matt surfaces are delicate. The texture itself cannot prevent scratches
- Especially with darker decors mechanical stress can leave behind visible, unsightly marks

Signs of wear, caused for example by unglazed porcelain or cutting on the worktop, do not constitute grounds for complaint.

Colour chart melamine

KS melamine	Carcases	Vis. side	W 19	WR 19	W 50	W 100	Pilasters	KL/LL	Plinth Panels	Shelves	
bianco	KS		•	•			K		•	•	*OZ14/15 OZ36/37 OZ53/54
black	KS		•						•	•	K Pilaster, foil-wrapped
carbon	KS		•		•	•			•	•	
fango	KS		•		•	•			•	•	
graphite	KS		•	•	•	•	K	*	•	•	
grigio	KS		•		•	•			•	•	
cashmere	KS		•	•	•	•	K	*	•	•	
pebble	KS		•		•	•			•	•	
magnolia	KS		•	•			K		•	•	
muscata	KS		•		•	•			•	•	
optiwhite	KS		•		•	•			•	•	
sharky	KS		•		•	•			•	•	
snow	KS		•	•			K		•	•	

WL Woodline	Carcases	Vis. side	W 19	WR 19	W 50	W 100	Pilasters	KL/LL	Plinth Panels	Shelves	
bianco	KS		•	•	•	•			•	•	WL Melamine woodline
darkwood	KS		•	•		•			•	•	
oak bardolino	KS		•		•	•			•	•	
graphite	KS		•		•	•			•	•	
halifax white			•		•	•			•	•	
knotty oak	KS		•	•	•	•			•	•	
natural knotty oak	KS		•		•	•			•	•	
nordic			•	•	•	•			•	•	
sanremo oak	KS		•		•	•			•	•	
stormy oak	KS		•	•	•	•			•	•	
textile 1			•	•	•	•			•	•	
vicenza oak claire	KS		•		•	•			•	•	
vicenza oak noce	KS		•		•	•			•	•	

Colour chart melamine

ST Texture	Carcases	Vis. side	W 19	WR 19	W 50	W 100	Pilasters	KL/LL	Plinth Panels	Shelves	
basalt dunkel		•	•			•			•	•	•* Reverse side in same colour but without texture, shelving with texture on outside only
bianco (Mosaico)	KS	•	•*			•			•	KS*	
black (Cemento)	KS	•	•*			•			•	•*	KS*only unicolour, no pattern
black (Metall)	KS	•	•			•			•	•	
black (Mosaico)	KS	•	•*			•			•	KS*	
bronze		•	•*			•			•	•*	
brown (Metal)		•	•			•			•	•	
castano		•	•*			•			•	•*	
curio		•	•			•			•	•	
dunkel (Calm)		•	•			•			•	•	
exe		•	•			•			•	•	
light (Calm)		•	•			•			•	•	
light grey		•	•*			•			•	•*	
madre		•	•			•			•	•	
marble anthracite		•	•			•			•	•	
marble bianco		•	•			•			•	•	
marble black		•	•			•			•	•	
medium (Calm)		•	•			•			•	•	
light oxide		•	•			•			•	•	
sabbia		•	•*			•			•	•*	
sherwood black	KS	•	•*			•			•	•*	
sherwood bushy park		•	•*			•			•	•*	
sherwood cigar		•	•*			•			•	•*	
sherwood greenwich		•	•*			•			•	•*	
sherwood engadina		•	•*			•			•	•*	
sherwood magnolia	KS	•	•*			•			•	KS*	
sherwood nature		•	•*			•			•	•*	
sherwood richmond		•	•*			•			•	•*	
dark steel		•	•			•			•	•	
steel blue N		•	•			•			•	•	
tellu		•	•			•			•	•	
reno		•	•			•			•	•	
light umbra		•	•			•			•	•	
ES Stainless steel	Carcases	Vis. side	W 19	WR 19	W 50	W 100	Pilasters	KL/LL	Plinth Panels	Shelves	
stainless steel									•		

Colour chart Matt-Line

UM Ultra matt	Carcases	Vis. side	W 19	WR 19	W 50	W 100	Pilasters	KL/LL	Plinth Panels	Shelves	
bianco	KS	•	•		•	•			•	•	
magnolia	KS	•	•		•	•			•	•	
snow	KS	•	•		•	•			•	•	
SM HPL matt	Carcases	Vis. side	W 19	WR 19	W 50	W 100	Pilasters	KL/LL	Plinth Panels	Shelves	
bianco	KS	•	•		•	•			•	•	
fango	KS	•	•		•	•			•	•	
magnolia	KS	•	•		•	•			•	•	
muscata	KS	•	•		•	•			•	•	
optiwhite	KS	•	•		•	•			•	•	
SMF Fenix	Carcases	Vis. side	W 19	WR 19	W 50	W 100	Pilasters	KL/LL	Plinth Panels	Shelves	
bianco	KS	•	•		•	•			•	•	SZ HPL soft cement
black	KS	•	•		•	•			•	•	
lightgrey		•	•		•	•			•	•	
kos white N	KS	•	•		•	•			•	•	
londra N		•	•		•	•			•	•	
midnight blue		•	•		•	•			•	•	
optiwhite	KS	•	•		•	•			•	•	
cement white		SZ	SZ		SZ	SZ			SZ		

Colour chart Matt-Line

SMFi Fenix	Carcases	Vis. side	W 19	WR 19	W 50	W 100	Pilasters	KL/LL	Plinth Panels	Shelves
inox		•	•						•	

XTR Xtreme	Carcases	Vis. side	W 19	WR 19	W 50	W 100	Pilasters	KL/LL	Plinth Panels	Shelves
black	KS	•	•		•	•			•	
graphite	KS	•	•		•	•			•	
cashmere (N)	KS	•	•		•	•			•	
marble bianco		•	•						•	
marble black		•	•						•	
optiwhite	KS	•	•		•	•			•	
sharky	KS	•	•		•	•			•	
snow	KS	•	•		•	•			•	

ML Matt lacquered/ Micron lacquer	Carcases	Vis. side	W 19	WR 19	W 50	W 100	Pilasters	KL/LL	Plinth Panels	Shelves
bianco	KS	•	•	•	•	•			•	
black	KS	•	•		•	•			•	
blue grey		•	•		•	•			•	
champagne		•*	•*						•	
champagne crumble		•*	•*						•	
carbon (N)	KS	•	•		•	•			•	
fango	KS	•	•	•	•	• ^(o)			•	
graphite	KS	•	•	•	•	•			•	
grigio	KS	•	•		•	•			•	
cashmere	KS	•	•	•	•	•			•	
pebble (N)	KS	•	•		•	•			•	
londra (N)		•	•		•	•			•	
magnolia	KS	•	•	•	•	•			•	
midnight blue		•	•		•	•			•	
muscata	KS	•	•	•	•	• ^(o)			•	
optiwhite	KS	•	•	•	•	• ^(o)			•	
olive (N)		•	•		•	•			•	
peach		•	•		•	•			•	
rust		•	•		•	•			•	
sharky	KS	•	•		•	•			•	
snow	KS	•	•		•	•			•	
fir green		•	•		•	•			•	
taupe		•	•		•	•			•	
titanium		•*	•*						•	
titanium crumble		•*	•*						•	
RAL/Sikkens/NCS colours		•	•		•	•			•	

ML matt lacquered models can also be combined with accessory components in SM matt laminate or UM ultra-matt.

•^(o) only for micron lacquer

•* Reverse side always in anthracite

UV Matt lacquered	Carcases	Vis. side	W 19	WR 19	W 50	W 100	Pilasters	KL/LL	Plinth Panels	Shelves
anthracite matt		•	•						•	
bianco matt	KS	•	•						•	KS*
brown matt		•	•						•	
carbon matt (N)	KS	•	•						•	KS*
fango matt	KS	•	•						•	KS*
fjord blue matt		•	•						•	
grigio matt	KS	•	•						•	KS*
cashmere matt	KS	•	•						•	KS*
pebble-grey matt (N)	KS	•	•						•	KS*
magnolia matt	KS	•	•						•	KS*
ocean matt (N)		•	•						•	
steel gold-brown matt (N)		•	•						•	

KS* only unicolour, like carcass

LM Lacquered metal look	Carcases	Vis. side	W 19	WR 19	W 50	W 100	Pilasters	KL/LL	Plinth Panels	Shelves
bronze dark		•	•		•	•			•	
bronze light		•	•		•	•			•	
silver		•	•		•	•			•	
titanium		•	•		•	•			•	

Colour chart Matt-Line

PL Powder-coated	Carcases	Vis. side	W 19	WR 19	W 50	W 100	Pilasters	KL/LL	Plinth Panels	Shelves
bianco	KS	•	•		•	•			•	
graphite	KS	•	•		•	•			•	
grigio	KS	•	•		•	•			•	
cashmere	KS	•	•		•	•			•	
magnolia	KS	•	•		•	•			•	
snow	KS	•	•		•	•			•	

BT Concrete	Carcases	Vis. side	W 19	WR 19	W 50	W 100	Pilasters	KL/LL	Plinth Panels	Shelves
clair-light		•	•		•	•			•	
fonce-dark		•	•		•	•			•	
moyen-medium		•	•		•	•			•	
super-bright		•	•		•	•			•	

Colour chart High-gloss Line

EG Fine gloss	Carcases	Vis. side	W 19	WR 19	W 50	W 100	Pilasters	KL/LL	Plinth Panels	Shelves
bianco	KS	•	•		•	•			•	•
cashmere	KS	•	•		•	•			•	•
optiwhite	KS	•	•		•	•			•	•

SG HPL gloss	Carcases	Vis. side	W 19	WR 19	W 50	W 100	Pilasters	KL/LL	Plinth Panels	Shelves
bianco	KS	•	•		•	•			•	•
fango	KS	•	•		•	•			•	•
grigio	KS	•	•		•	•			•	•
gris		•	•			•			•	•
magnolia	KS	•	•		•	•			•	•
muscata	KS	•	•		•	•			•	•
optiwhite	KS	•	•		•	•			•	•
snow	KS	•	•		•	•			•	•

LG High-gloss lacquered	Carcases	Vis. side	W 19	WR 19	W 50	W 100	Pilasters	KL/LL	Plinth Panels	Shelves
bianco	KS	•	•		•	•			•	SG
optiwhite	KS	•	•		•	•			•	SG
snow	KS	•	•		•	•			•	SG
RAL/Sikkens/NCS colours		•	•		•	•			•	

LG high-gloss lacquered models can also be combined with visible sides, panels, etc. in SG HPL gloss.

UV Lacquer high-gloss	Carcases	Vis. side	W 19	WR 19	W 50	W 100	Pilasters	KL/LL	Plinth Panels	Shelves
anthracite		•	•						•	
azure blue		•	•						•	
black	KS	•	•						•	
blue grey		•	•						•	
lemon		•	•						•	
onyx grey		•	•						•	
papaya		•	•						•	
red		•	•						•	
vino		•	•						•	

Colour chart wood

FL Veneer lacquered	Carcases	Vis. side	W 19	WR 19	W 50	W 100	Pilasters	Country Style	KL/LL	Plinth Panels	Shelves
bianco	KS	•	•	•	•	•	M/RL	•	40/41	•	•
black	KS	•	•	•	•	•	M/RL	•	40/41	•	•
graphite	KS	•	•	•	•	•	M/RL	•	40/41	•	•
magnolia	KS	•	•	•	•	•	M/RL	•	40/41	•	•
RAL/Sikkens/NCS colours		•	•	•	•	•	M/RL	•	40/41	•	•

M Square pilasters
RL Round pilasters

Colour chart Oak-Line

FA Anticato, brushed or sandblasted	Carcases	Vis. side	Panels	Panels + grooves	Plinth Panels	Shelves	
beachwood		•	•	•	•	•	KS Carcase inside and outside in colour
bianco	KS	•	•	•	•	•	
black	KS	•	•	•	•	•	
driftwood		•	•	•	•	•	
graphite	KS	•	•	•	•	•	
chestnut N		•	•	•	•	•	
loam		•	•	•	•	•	
magnolia	KS	•	•	•	•	•	
natural knotty oak		•	•	•	•	•	
nature		•	•	•	•	•	
sanremo oak	KS	•	•	•	•	•	
RAL/Sikkens/NCS colours		•	•	•	•	•	

FS Sierrado, saw cut veneer	Carcases	Vis. side	Panels	Panels + grooves	Plinth Panels	Shelves
bianco	KS	•	•	•	•	
black	KS	•	•	•	•	
graphite	KS	•	•	•	•	
magnolia	KS	•	•	•	•	
natural knotty oak		•	•	•	•	
RAL/Sikkens/NCS colours		•	•	•	•	

FR Veneer Anticato (Rough/Intense)	Carcases	Vis. side	Panels	Panels + grooves	Plinth Panels	Shelves
black	KS	•	•		•	
graphite	KS	•	•		•	
nature		•	•		•	
pastell loam		•	•		•	
pastell shadow		•	•		•	
pastell smoke		•	•		•	
plage		•	•		•	
tobacco		•	•		•	

Discontinued lines 2019

Doors				
CERAMICA ferro opal	DIFFUSE beachwood	DIFFUSE quarz oak	ESPRIT shadow	EXTREM pearl
EXTREM shadow	LUCE shadow	LUCIDA optiwhite	LUNA MICRON pearl	PORTO H/V beachwood
PORTO H/V eiche pastis	POWDER pearl	SINCRONO H/V quarz oak	TOUCH shadow	TREND 8 beachwood
Note: The discontinued models listed are available up to the end of December 2019!				
Worktops				
1044 KANSAS OAK SAEGERAUH	1073 RAJA SCHIEFER MATT	1092 TALCO ALBOX	1093 TALCO MOTILLA	
Carcase colours				
100 shadow	048 textil 1			
Handles				
306	310	462	463	464
465 Kombi	710 (Back)	STS		

Schröder Küchen GmbH & Co. KG

Oeppings Brink 7 – D-32278 Kirchlengern
Fon +49 (0) 52 23 / 97 35-0 – Fax +49 (0) 52 23 / 97 35-35/-341
info@schroeder-kuechen.de – www.schroeder-kuechen.de