

Premium\_Lite Line\_New Line

# À LA CARTE 2024



# Contents

|   |         |
|---|---------|
| Carcase .....                                   | 2       |
| Visible sides.....                              | 3 - 5   |
| Dimensions for carcase and doors.....           | 6 - 12  |
| Universal and range-assigned glass options..... | 13      |
| Blum LEGRABOX / TANDEMBOX-ANTARO .....          | 14 - 15 |
| Blum TANDEMBOX-PLUS .....                       | 16      |

## Melamine

|                                      |         |
|--------------------------------------|---------|
| TOUCH / TOUCH com .....              | 18 - 19 |
| PORTO H/V wl / PORTO H/V wl com..... | 20      |
| ALBERO H/V / ALBERO H/V com.....     | 21      |
| SINCRONO H/V / SINCRONO H/V com..... | 22-23   |
| SHERWOOD H/V / SHERWOOD H/V com..... | 24      |
| SMART H/V / SMART H/V com.....       | 25      |
| CEMENTO / CEMENTO com.....           | 26      |
| METALL H/V / METALL H/V com.....     | 27      |
| STONWORK H/V / STONWORK H/V com..... | 28      |
| SABLE H/V / SABLE H/V com.....       | 29      |
| RIGA V / RIGA V com.....             | 30      |
| STYLE .....                          | 30      |

## Matt

|   |    |
|---|----|
| FEELWOOD H/V / FEELWOOD H/V com .....       | 32 |
| ONE / ONE com .....                         | 33 |
| OPACO / OPACO com .....                     | 34 |
| FROST / FROST com .....                     | 35 |
| EXTREM / EXTREM com, URBAN / URBAN com..... | 36 |
| FENIX / FENIX com.....                      | 37 |
| ART-GLAS MATT, EFFECTO / EFFECTO com .....  | 38 |
| LUNA R2 / LUNA R2 com.....                  | 39 |
| LUNA MICRON / LUNA MICRON com.....          | 40 |
| LUNA SOFT / LUNA SOFT com.....              | 41 |
| INSPIRATION SOFT .....                      | 42 |
| ELEGANCE SOFT .....                         | 43 |
| MILA SOFT.....                              | 44 |

## High-gloss

|                             |         |
|-----------------------------|---------|
| LUCE / LUCE com.....        | 46 - 47 |
| ESPRIT / ESPRIT com.....    | 48      |
| PASSION / PASSION com ..... | 49      |
| PASSION R2 RAL .....        | 49      |
| ART-GLAS GLOSS .....        | 50      |

## Foil-wrapped

|                   |    |
|-------------------|----|
| GROOVE matt.....  | 52 |
| MEDA matt .....   | 53 |
| MODERNO matt..... | 54 |

## Wood Edition: Wood Range + Wood Specials

|  |         |
|--|---------|
| WOOD RANGE + SPECIALS Overview .....   | 56 - 58 |
| GIRO H/V .....                         | 59      |
| MERINO H/V .....                       | 60 - 61 |
| SPLIT PLANK-OAK V, SPLIT OAK H/V ..... | 62      |
| LAMELLA.....                           | 63      |
| CADRE.....                             | 64      |
| TELAIO.....                            | 65      |
| STRETTO.....                           | 66      |
| TOSCANA .....                          | 67      |
| OBLIQUO H/V .....                      | 68      |
| REAL-OAK H/V, ROUGH zero + R15.....    | 69      |
| VERTICO V, NOTCHO.....                 | 70      |
| BLACK STRIPE V, BLACK-LINE.....        | 71      |
| ORBITA, RIPIENO.....                   | 72      |

## Handles, worktop decors, colour charts, conversion table and discontinued lines

|                              |         |
|------------------------------|---------|
| Handles .....                | 74 - 77 |
| Worktop styles.....          | 78 - 81 |
| Colour overview.....         | 91 - 90 |
| Conversion table.....        | 90      |
| Discontinued items 2023..... | 91      |







# Legend

|                |  |
|----------------|--|
| <b>N</b>       | NEW  |
| <b>GL</b>      | Handleless (flatdoor), profile stainless steel, black or bianco lacquered  |
| <b>GLD E/B</b> | Handleless (flatdoor), profile stainless steel, black lacquered  |
| <b>GLV E/B</b> | Handleless (door with 45° chamfer + metal-strip) metal-strip stainless steel or black  |
| <b>GLXE</b>    | Handleless (door with 90° routing + stainless steel strip)   |
| <b>GLV 45</b>  | Handleless (door with 45° chamfer)   |
| <b>GLU</b>     | Handleless (wooden door with U-routing)  |
| <b>ELarge</b>  | Extra Large, tall units with one continuous full height door can be supplied up to a height of 195 cm for wooden door styles and up to 260 cm in height for unicolour door styles. |
| <b>EWide</b>   | Extra Wide drawers and flap doors are available in custom dimensions up to a maximum of 240 cm in width.   |
| <b>XTend</b>   | Tall unit doors are available with one continuous door. (no filler panel)  |
| <b>COM</b>     | Specific door styles are available with <b>Com handleoption rounded 996, square 994 + 997 and down 995</b>   |
| <b>CLA</b>     | Because of the technical requirements of our COM-option, some appliance housings request a different door layout compared with the standard layout (see price list).               |

## Carcase

|           |   |
|-----------|---|
| <b>KS</b> | Matching carcass colour for inside and outside  |
| *         | Selectable, no matching colour for front colour |

## Cornice / Light pelmet

|              |  |
|--------------|--|
| <b>OZ 14</b> |  Light pelmet melamine or matt lacquered      |
| <b>OZ 15</b> |  Cornice melamine or matt lacquered           |
| <b>OZ 36</b> |  Light pelmet melamine or matt lacquered      |
| <b>OZ 37</b> |  Cornice melamine or matt lacquered           |
| <b>OZ 40</b> |  Light pelmet mit Holzstruktur, lackiert (F4) |
| <b>OZ 41</b> |  Kranzleiste mit Holzstruktur, lackiert (F4)  |

## Pilasters (Shaker)

|          |                                  |
|----------|----------------------------------|
| <b>K</b> | Pilaster, foil-wrapped           |
| <b>M</b> | Pilaster solid square, lacquered |

## Open shelving

**Please note on your order if a surface other than KS is required!** (Wood door styles always displayed with a vertical grain run)

|           |  |
|-----------|--|
| -         | Colour not available                                   |
| <b>KS</b> | Melamine*  |
| <b>WL</b> | Woodline   |
| <b>ST</b> | Texture  |
| <b>UM</b> | Ultra-matt   |
| <b>SM</b> | HPL matt   |
| <b>SG</b> | HPL gloss  |
| <b>F2</b> | knotty brushed (knotty veneer with figure, brushed)    |
| <b>F3</b> | striped brushed (plain Veneer without figure, brushed) |
| <b>F4</b> | silky smart (silky gloss finish)                       |

## Visible sides

**Please always note on your order if a visible side is requested!** (Wood door styles always displayed with a vertical grain run)

|             |   |
|-------------|---|
| -           | none required   |
| <b>KS</b>   | Melamine  |
| <b>WL</b>   | Woodline  |
| <b>ST</b>   | Texture   |
| <b>UM</b>   | Ultra-matt  |
| <b>SM</b>   | HPL matt  |
| <b>SMF</b>  | HPL matt Fenix  |
| <b>XTR</b>  | HPL matt Extrem   |
| <b>SZ</b>   | HPL soft cement   |
| <b>DL</b>   | Direct lacquer  |
| <b>UVM</b>  | UV matt lacquered                                       |
| <b>ACM</b>  | Acryl matt  |
| <b>ML</b>   | Matt lacquered  |
| <b>MLMI</b> | Matt lacquered Micron                                   |
| <b>MLSO</b> | Matt lacquered Soft                                     |
| <b>LM</b>   | Lacquered metal look                                    |
| <b>EG</b>   | Fine gloss  |
| <b>SG</b>   | HPL gloss   |
| <b>ACG</b>  | Acryl gloss   |
| <b>UVHG</b> | UV high gloss   |
| <b>LG</b>   | High-gloss lacquered                                    |
| <b>F1</b>   | knotty raw (strong veneer, knotty with figure, blasted) |
| <b>F2</b>   | knotty brushed (knotty veneer with figure, brushed)     |
| <b>F3</b>   | striped brushed (plain Veneer without figure, brushed)  |
| <b>F4</b>   | silky smart (silky gloss finish)                        |

## Panels

|             |   |
|-------------|---|
| -           | none required   |
| <b>KS</b>   | Melamine*   |
| <b>WL</b>   | Woodline  |
| <b>ST</b>   | Texture   |
| <b>UM</b>   | Ultra-matt  |
| <b>SM</b>   | HPL matt  |
| <b>SMF</b>  | HPL matt Fenix*   |
| <b>XTR</b>  | HPL matt Extrem*  |
| <b>SZ</b>   | HPL soft cement   |
| <b>DL</b>   | Direct lacquer  |
| <b>UVM</b>  | UV matt lacquered                                       |
| <b>ACM</b>  | Acryl matt  |
| <b>ML</b>   | Matt lacquered  |
| <b>MLMI</b> | Matt lacquered Micron                                   |
| <b>MLSO</b> | Matt lacquered Soft                                     |
| <b>LM</b>   | Lacquered metal look                                    |
| <b>EG</b>   | Fine gloss  |
| <b>SG</b>   | HPL gloss   |
| <b>ACG</b>  | Acryl gloss   |
| <b>UVHG</b> | UV high gloss   |
| <b>LG</b>   | High-gloss lacquered                                    |
| <b>F1</b>   | knotty raw (strong veneer, knotty with figure, blasted) |
| <b>F2</b>   | knotty brushed (knotty veneer with figure, brushed)     |
| <b>F3</b>   | striped brushed (plain Veneer without figure, brushed)  |
| <b>F4</b>   | silky smart (silky gloss finish)                        |

## Plinth panels

**Please note on your order if a surface other than KS is required!** (Wood door styles always displayed with a vertical grain run)

|             |   |
|-------------|---|
| -           | none required   |
| <b>KS</b>   | Melamine  |
| <b>WL</b>   | Woodline horizontal (max. 260 cm)                       |
| <b>ST</b>   | Texture horizontal (max. 260 cm)                        |
| <b>UM</b>   | Ultra-matt (max. 260 cm)                                |
| <b>SM</b>   | HPL matt  |
| <b>SMF</b>  | HPL matt Fenix  |
| <b>XTR</b>  | HPL matt Extrem   |
| <b>SZ</b>   | HPL soft cement   |
| <b>DL</b>   | Direct lacquer  |
| <b>UVM</b>  | UV matt lacquered                                       |
| <b>ACM</b>  | Acryl matt  |
| <b>ML</b>   | Matt lacquered  |
| <b>MLMI</b> | Matt lacquered Micron                                   |
| <b>MLSO</b> | Matt lacquered Soft                                     |
| <b>LM</b>   | Lacquered metal look                                    |
| <b>EG</b>   | Fine gloss (max. 260 cm)                                |
| <b>SG</b>   | HPL gloss   |
| <b>ACG</b>  | Acryl gloss   |
| <b>UVHG</b> | UV high gloss   |
| <b>LG</b>   | High-gloss lacquered                                    |
| <b>F1</b>   | knotty raw (strong veneer, knotty with figure, blasted) |
| <b>F2</b>   | knotty brushed (knotty veneer with figure, brushed)     |
| <b>F3</b>   | striped brushed (plain Veneer without figure, brushed)  |
| <b>F4</b>   | silky smart (silky gloss finish)                        |

\* STY = STYLE edge, material available with STYLE edging as well!

## Carcase finishes

PREMIUM LINE

Carcase as **standard** in same decor inside and outside with PP edging



bianco 006



black 008



carbon 063



dolphin 123



graphite 017



halifax crack oak 199



cashmere 024



pebble-grey 064



londra 044



magnolia 090



natural knotty oak 028



optiwhite 007



orion 243



sharky 126



shell 244



slate 128



snow 101



walnut 216

All wood decors with textured surface (WL/ST)



## Carcase finishes

LITE LINE

Carcase as **standard** in same decor inside and outside with PP edging



bianco 006



carbon 063



dolphin 123



slate 128



## Carcase finishes

NEW LINE

Carcase as **standard** in same decor inside and outside with PP edging



bianco 006



carbon 063



dolphin 123



slate 128



If the carcass is ordered with a visible side, please keep in mind that its edge comes in the colour of the visible side. All other edges are displayed in the ordered carcass colour. Due to the characteristics of a wooden material, the colours of a visible side can deviate slightly from the colour play of the displayed door style.

## VISIBLE SIDES AT NO EXTRA CHARGE

| VISIBLE SIDE:      | CARCASE:      | VISIBLE SIDE:      | CARCASE:  | VISIBLE SIDE:                 | CARCASE: |
|--------------------|---------------|--------------------|-----------|-------------------------------|----------|
| <b>KS melamine</b> |               | <b>WL Woodline</b> |           | <b>EG Fine gloss</b>          |          |
| arcai-red          | to choice     | black burned       | to choice | cashmere                      | cashmere |
| blackblue          | to choice     | denver-oak         | to choice | <b>UM Melamine ultra-matt</b> |          |
| blackgreen         | to choice     | oak bardolino      | to choice | bianco                        | bianco   |
| fango              | to choice     | sanremo oak        | to choice | magnolia                      | magnolia |
| grigio             | (N) to choice | vicenza oak claire | to choice | snow                          | snow     |
| moss               | to choice     |                    |           |                               |          |
| muscata            | to choice     |                    |           |                               |          |
| stormgrey          | to choice     |                    |           |                               |          |

## VISIBLE SIDES AT EXTRA CHARGE

| ST Texture                     | SM HPL matt                         | MLMi - Matt lacquered Micron      |
|--------------------------------|-------------------------------------|-----------------------------------|
| agave (Feelwood) (N) to choice | shell shell                         | olive to choice                   |
| amber to choice                | <b>SMF HPL matt Fenix</b>           | orion orion                       |
| argento to choice              | bianco bianco                       | seta to choice                    |
| basalt dark to choice          | black black                         | shell shell                       |
| black (Albero) black           | bromo to choice                     | snow snow                         |
| black (Cemento) black          | cacao to choice                     | fir green to choice               |
| black (Feelwood) black         | light grey to choice                | urbano to choice                  |
| black (Metall) black           | kos white bianco                    | RAL/Sikkens/NCS colours to choice |
| black (Riga) (N) black         | londra to choice                    | <b>MLSO - Matt lacquered Soft</b> |
| bronze to choice               | midnight blue to choice             | bianco bianco                     |
| brown (Metall) to choice       | optiwhite optiwhite                 | black black                       |
| brown (Riga) (N) to choice     | rosso to choice                     | carbon carbon                     |
| carbon (Feelwood) (N) carbon   | verde to choice                     | graphite graphite                 |
| clay (N) to choice             | <b>SZ HPL soft cement</b>           | cashmere cashmere                 |
| coffee to choice               | cement white to choice              | pebble-grey pebble-grey           |
| halifax nature to choice       | <b>UVM Matt lacquered</b>           | londra londra                     |
| halifax tin dark to choice     | agave (N) to choice                 | marone to choice                  |
| halifax white to choice        | aqua to choice                      | midnight blue to choice           |
| hazel (Riga) (N) to choice     | bianco bianco                       | moos to choice                    |
| hazel (Sable) (N) to choice    | black black                         | olive to choice                   |
| knotty oak to choice           | carbon carbon                       | orion orion                       |
| light grey to choice           | crush gold to choice                | seta to choice                    |
| londra (Feelwood) (N) londra   | dolphin dolphin                     | shell shell                       |
| nature to choice               | fango to choice                     | snow snow                         |
| nocciola (N) to choice         | graphite (N) graphite               | fir green to choice               |
| noce to choice                 | cashmere cashmere                   | urbano to choice                  |
| light oxide to choice          | pebble-grey pebble-grey             | <b>LM Lacquered metal look</b>    |
| sand (Cemento) (N) to choice   | laguna to choice                    | bronze dark to choice             |
| sherwood black black           | londra (N) londra                   | bronze light to choice            |
| sherwood burned wood to choice | ocean to choice                     | silver to choice                  |
| sherwood bushy park to choice  | slate slate                         | titanium to choice                |
| sherwood engadina to choice    | snow snow                           | <b>ACM - Acrylic matt</b>         |
| sherwood graphite graphite     | steel gold-brown to choice          | aureo to choice                   |
| sherwood greenwich to choice   | <b>DL Direct lacquer</b>            | bianco bianco                     |
| sherwood nature to choice      | black (N) black                     | black black                       |
| dark steel to choice           | grigio (N) to choice                | graphite graphite                 |
| steel blue to choice           | cashmere (N) cashmere               | luminoso to choice                |
| tobac (Riga) (N) to choice     | orion (N) orion                     | opale to choice                   |
| tobac (Sable) (N) to choice    | <b>ML - Matt lacquered</b>          | snow snow                         |
| turmalin (N) to choice         | snow snow                           | terrificio to choice              |
| <b>XTR HPL matt Extrem</b>     | RAL/Sikkens/NCS colours to choice   | titanio to choice                 |
| black black                    | <b>MLMi - Matt lacquered Micron</b> | <b>SG HPL gloss</b>               |
| graphite graphite              | bianco bianco                       | bianco bianco                     |
| londra (N) londra              | black black                         | optiwhite optiwhite               |
| optiwhite optiwhite            | carbon carbon                       | snow snow                         |
| orion orion                    | graphite graphite                   | <b>LG High-gloss lacquered</b>    |
| shell shell                    | cashmere cashmere                   | snow snow                         |
| snow snow                      | pebble-grey pebble-grey             | RAL/Sikkens/NCS colours to choice |
| <b>SM HPL matt</b>             | londra to choice                    | <b>UVHG Lacquer high-gloss</b>    |
| bianco bianco                  | marone to choice                    | bianco bianco                     |
| magnolia magnolia              | midnight blue to choice             | grigio to choice                  |
| optiwhite optiwhite            | moos to choice                      |                                   |



## Visible sides

## PREMIUM LINE

If the carcass is ordered with a visible side, please keep in mind that its edge comes in the colour of the visible side. All other edges are displayed in the ordered carcass colour. Due to the characteristics of a wooden material, the colours of a visible side can deviate slightly from the colour play of the displayed door style.

### VISIBLE SIDES AT EXTRA CHARGE

| VISIBLE SIDE:                  | CARCASS:  | VISIBLE SIDE:               | CARCASS:  | VISIBLE SIDE:               | CARCASS:  |
|--------------------------------|-----------|-----------------------------|-----------|-----------------------------|-----------|
| <b>UVHG Lacquer high-gloss</b> |           | <b>F1 Knotty raw</b>        |           | <b>F3 Striped brushed</b>   |           |
| cashmere                       | cashmere  | pastell loam                | to choice | beachwood                   | to choice |
| optiwhite                      | optiwhite | pastell shadow              | to choice | bianco                      | bianco    |
| snow                           | snow      | pastell smoke               | to choice | black                       | black     |
| <b>ACG - Acrylic glossy</b>    |           | plage                       | to choice | chalk                       | to choice |
| bianco                         | bianco    | shell                       | shell     | chestnut                    | to choice |
| black                          | black     | RAL/Sikkens/NCS colours (N) | to choice | driftwood                   | to choice |
| fumo                           | to choice | <b>F2 Knotty brushed</b>    |           | nature                      | to choice |
| cashmere                       | cashmere  | beachwood                   | to choice | olive                       | to choice |
| snow                           | snow      | bianco                      | bianco    | shell                       | shell     |
| <b>F1 Knotty raw</b>           |           | black                       | black     | walnut                      | to choice |
| beachwood                      | to choice | chalk                       | to choice | RAL/Sikkens/NCS colours (N) | to choice |
| bianco                         | bianco    | chestnut                    | to choice | <b>F4 Silky smart</b>       |           |
| black                          | black     | driftwood                   | to choice | bianco                      | bianco    |
| chalk                          | to choice | nature                      | to choice | black                       | black     |
| chestnut                       | to choice | olive                       | to choice | olive                       | to choice |
| driftwood                      | to choice | real-nature                 | to choice | shell                       | shell     |
| graphite                       | graphite  | shell                       | shell     | RAL/Sikkens/NCS colours (N) | to choice |
| nature                         | to choice | walnut                      | to choice |                             |           |
| olive                          | to choice | RAL/Sikkens/NCS colours (N) | to choice |                             |           |

## Visible sides

## LITE LINE

If the carcass is ordered with a visible side, please keep in mind that its edge comes in the colour of the visible side. All other edges are displayed in the ordered carcass colour. Due to the characteristics of a wooden material, the colours of a visible side can deviate slightly from the colour play of the displayed door style.

### VISIBLE SIDES AT NO EXTRA CHARGE

| VISIBLE SIDE:      | CARCASS:  | VISIBLE SIDE:      | CARCASS:  | VISIBLE SIDE:                 | CARCASS:  |
|--------------------|-----------|--------------------|-----------|-------------------------------|-----------|
| <b>KS melamine</b> |           | <b>KS melamine</b> |           | <b>UM Melamine ultra-matt</b> |           |
| arcai-red          | to choice | orion              | to choice | bianco                        | bianco    |
| blackblue          | to choice | sharky             | to choice | magnolia                      | to choice |
| blackgreen         | to choice | shell              | to choice | snow                          | to choice |
| fango              | to choice | snow               | to choice | <b>EG Fine gloss</b>          |           |
| grigio             | to choice | stormgrey          | to choice | cashmere                      | to choice |
| cashmere           | to choice | <b>WL Woodline</b> |           |                               |           |
| pebble-grey        | to choice | black burned       | to choice |                               |           |
| londra (N)         | to choice | denver-oak         | to choice |                               |           |
| magnolia           | to choice | oak bardolino      | to choice |                               |           |
| moss               | to choice | natural knotty oak | to choice |                               |           |
| muscata            | to choice | sanremo oak        | to choice |                               |           |
| optiwhite          | to choice | vicenza oak claire | to choice |                               |           |

### VISIBLE SIDES AT EXTRA CHARGE

| VISIBLE SIDE:         | CARCASS:  | VISIBLE SIDE:        | CARCASS:  | VISIBLE SIDE:             | CARCASS:  |
|-----------------------|-----------|----------------------|-----------|---------------------------|-----------|
| <b>ST Texture</b>     |           | <b>ST Texture</b>    |           | <b>SM HPL matt</b>        |           |
| agave (Feelwood) (N)  | to choice | nature               | to choice | bianco                    | bianco    |
| amber                 | to choice | nocciola (N)         | to choice | magnolia                  | to choice |
| argento               | to choice | noce                 | to choice | optiwhite                 | to choice |
| basalt dark           | to choice | light oxide          | to choice | shell                     | to choice |
| black (Albero)        | to choice | sand (Cemento) (N)   | to choice | <b>UVM Matt lacquered</b> |           |
| black (Cemento)       | to choice | sherwood black       | to choice | agave (N)                 | to choice |
| black (Metall)        | to choice | sherwood burned wood | to choice | aqua                      | to choice |
| brown (Metall)        | to choice | sherwood bushy park  | to choice | bianco                    | bianco    |
| carbon (Feelwood) (N) | carbon    | sherwood engadina    | to choice | black                     | to choice |
| clay (N)              | to choice | sherwood graphite    | to choice | carbon                    | carbon    |
| coffee                | to choice | sherwood greenwich   | to choice | crush gold                | to choice |
| halifax crack oak     | to choice | sherwood nature      | to choice | dolphin                   | delphin   |
| halifax nature        | to choice | dark steel           | to choice | fango                     | to choice |
| halifax tin dark      | to choice | steel blue           | to choice | graphite (N)              | to choice |
| halifax white         | to choice | tobac (Sable) (N)    | to choice | cashmere                  | to choice |
| hazel (Sable) (N)     | to choice | turmalin (N)         | to choice | pebble-grey               | to choice |
| knotty oak            | to choice | walnut               | to choice | laguna                    | to choice |
| light grey            | to choice |                      |           | londra (N)                | to choice |
| londra (Feelwood) (N) | to choice |                      |           | ocean                     | to choice |

## Visible sides

## LITE LINE

If the carcass is ordered with a visible side, please keep in mind that its edge comes in the colour of the visible side. All other edges are displayed in the ordered carcass colour. Due to the characteristics of a wooden material, the colours of a visible side can deviate slightly from the colour play of the displayed door style.

### VISIBLE SIDES AT EXTRA CHARGE

| VISIBLE SIDE:              | CARCASS:    | VISIBLE SIDE:                  | CARCASS:  | VISIBLE SIDE:                  | CARCASS:  |
|----------------------------|-------------|--------------------------------|-----------|--------------------------------|-----------|
| <b>UVM Matt lacquered</b>  |             | <b>UVHG Lacquer high-gloss</b> |           | <b>LG High-gloss lacquered</b> |           |
| slate                      | slate       | bianco                         | bianco    | snow                           | to choice |
| snow                       | to choice   | grigio                         | to choice |                                |           |
| steel gold-brown           | to choice   | cashmere                       | to choice |                                |           |
| <b>DL Direct lacquer</b>   |             | optiwhite                      | to choice |                                |           |
| black                      | Ⓝ to choice | snow                           | to choice |                                |           |
| grigio                     | Ⓝ to choice |                                |           |                                |           |
| cashmere                   | Ⓝ to choice |                                |           |                                |           |
| orion                      | Ⓝ to choice |                                |           |                                |           |
| <b>ML - Matt lacquered</b> |             |                                |           |                                |           |
| snow                       | to choice   |                                |           |                                |           |
| <b>SG HPL gloss</b>        |             |                                |           |                                |           |
| bianco                     | bianco      |                                |           |                                |           |
| optiwhite                  | to choice   |                                |           |                                |           |
| snow                       | to choice   |                                |           |                                |           |

## Visible sides

## NEW LINE

If the carcass is ordered with a visible side, please keep in mind that its edge comes in the colour of the visible side. All other edges are displayed in the ordered carcass colour. Due to the characteristics of a wooden material, the colours of a visible side can deviate slightly from the colour play of the displayed door style.

### VISIBLE SIDES AT NO EXTRA CHARGE

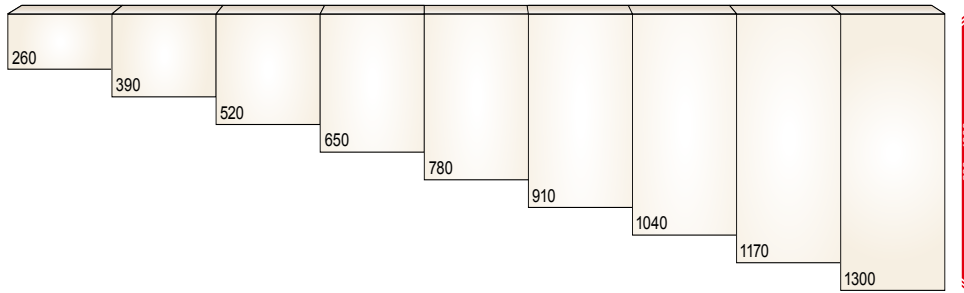
| VISIBLE SIDE:      | CARCASS:    | VISIBLE SIDE:      | CARCASS:  | VISIBLE SIDE:                 | CARCASS:  |
|--------------------|-------------|--------------------|-----------|-------------------------------|-----------|
| <b>KS melamine</b> |             | <b>WL Woodline</b> |           | <b>UM Melamine ultra-matt</b> |           |
| arcai-red          | to choice   | black burned       | to choice | bianco                        | bianco    |
| blackblue          | to choice   | denver oak         | to choice | magnolia                      | to choice |
| blackgreen         | to choice   | oak bardolino      | to choice | snow                          | to choice |
| carbon             | carbon      | natural knotty oak | to choice | <b>EG Fine gloss</b>          |           |
| dolphin            | dolphin     | sanremo oak        | to choice | cashmere                      | to choice |
| fango              | to choice   | vicenza oak claire | to choice |                               |           |
| grigio             | to choice   |                    |           |                               |           |
| cashmere           | to choice   |                    |           |                               |           |
| pebble-grey        | to choice   |                    |           |                               |           |
| londra             | Ⓝ to choice |                    |           |                               |           |
| moss               | to choice   |                    |           |                               |           |
| muscata            | to choice   |                    |           |                               |           |
| optiwhite          | to choice   |                    |           |                               |           |
| orion              | to choice   |                    |           |                               |           |
| sharky             | to choice   |                    |           |                               |           |
| shell              | to choice   |                    |           |                               |           |
| slate              | slate       |                    |           |                               |           |
| stormgrey          | to choice   |                    |           |                               |           |

### VISIBLE SIDES AT EXTRA CHARGE

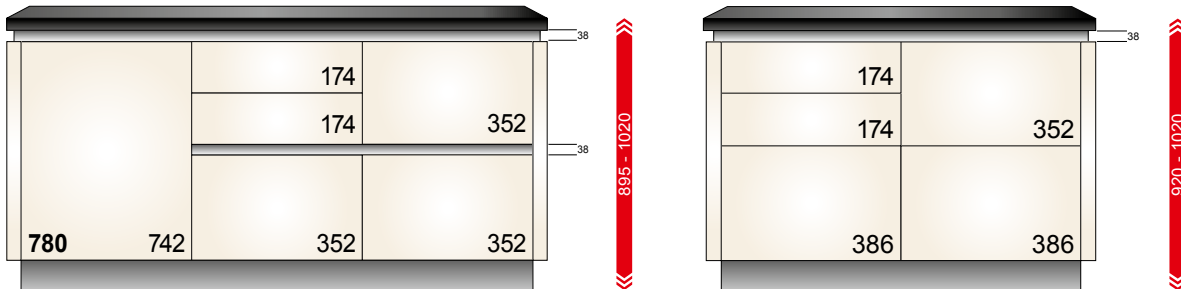
|                   |             |                     |           |                                |             |
|-------------------|-------------|---------------------|-----------|--------------------------------|-------------|
| <b>ST Texture</b> |             | <b>ST Texture</b>   |           | <b>DL Direct lacquer</b>       |             |
| amber             | to choice   | steel blue          | to choice | black                          | Ⓝ to choice |
| argento           | to choice   | walnut              | to choice | grigio                         | Ⓝ to choice |
| basalt dark       | to choice   | <b>SM HPL matt</b>  |           | cashmere                       | Ⓝ to choice |
| black (Cemento)   | to choice   | bianco              | bianco    | orion                          | Ⓝ to choice |
| halifax crack oak | to choice   | magnolia            | to choice | <b>UVHG Lacquer high-gloss</b> |             |
| halifax nature    | to choice   | optiwhite           | to choice | bianco                         | bianco      |
| halifax tin dark  | to choice   | shell               | to choice | grigio                         | to choice   |
| halifax white     | to choice   | <b>SG HPL gloss</b> |           | cashmere                       | to choice   |
| knotty oak        | to choice   | bianco              | bianco    | optiwhite                      | to choice   |
| light grey        | to choice   | optiwhite           | to choice | snow                           | to choice   |
| nocciola          | Ⓝ to choice | snow                | to choice |                                |             |
| light oxide       | to choice   |                     |           |                                |             |
| sand (Cemento)    | Ⓝ to choice |                     |           |                                |             |

dimensions in mm

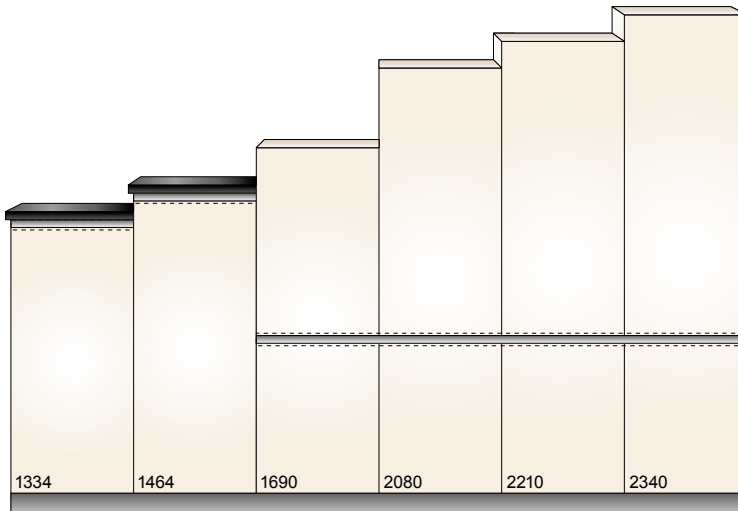
## WALL UNITS



## BASE UNITS

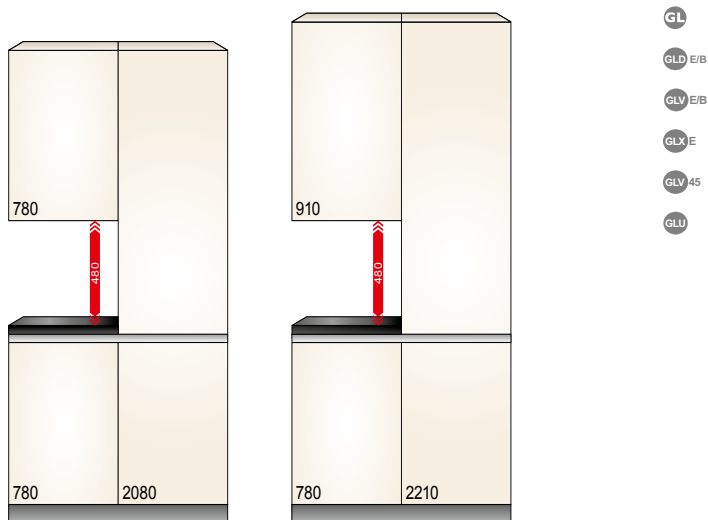


## TALL UNITS



- GL
- GLD E/B
- GLV E/B
- GLX E
- GLV 45
- GLU

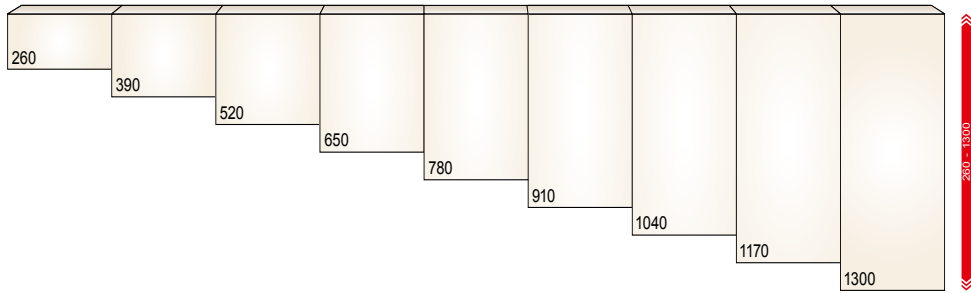
## COMBINATION OF BASE, TALL AND WALL UNITS





dimensions in mm

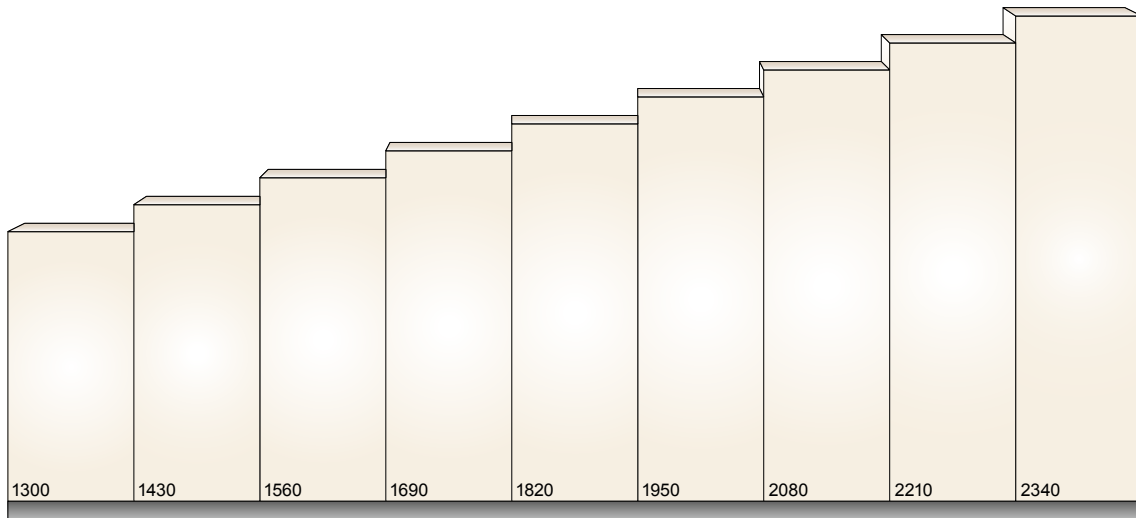
WALL UNITS



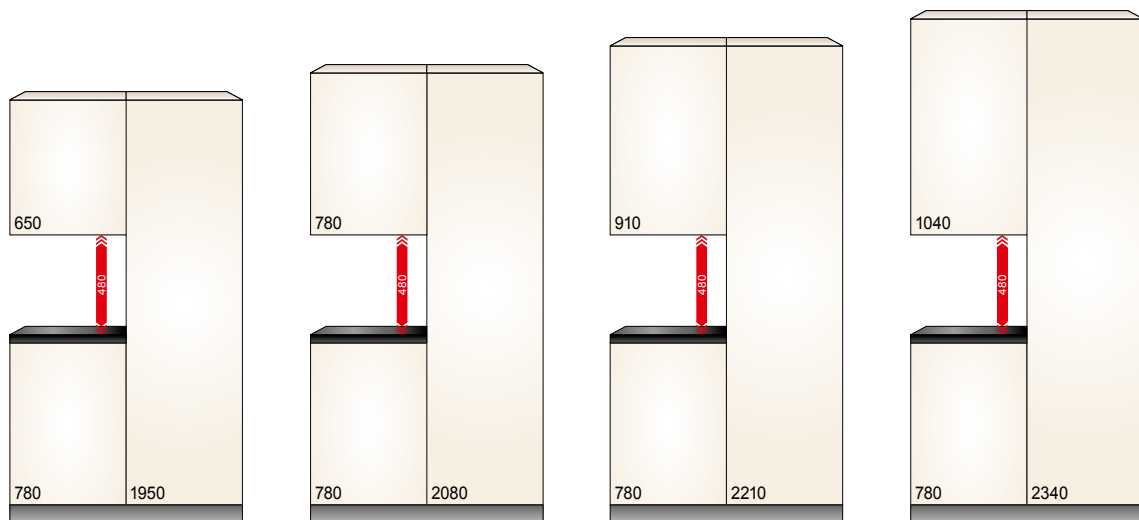
BASE UNITS

|     |     |     |     |     |     |     |     |     |
|-----|-----|-----|-----|-----|-----|-----|-----|-----|
|     |     | 126 | 126 |     | 126 | 126 | 126 |     |
|     |     |     | 256 | 386 | 126 | 126 | 126 | 256 |
|     |     |     |     |     | 126 | 126 | 256 | 256 |
|     |     |     |     |     | 126 |     |     |     |
|     |     |     |     |     | 126 |     |     |     |
| 780 | 776 | 646 | 386 | 386 | 126 | 256 | 256 | 256 |

TALL UNITS

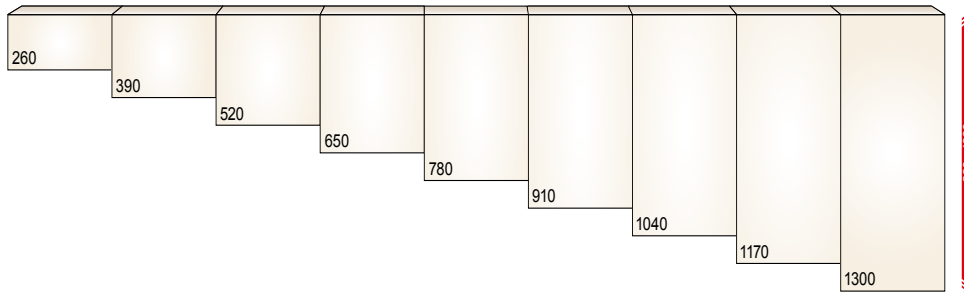


COMBINATION OF BASE, TALL AND WALL UNITS

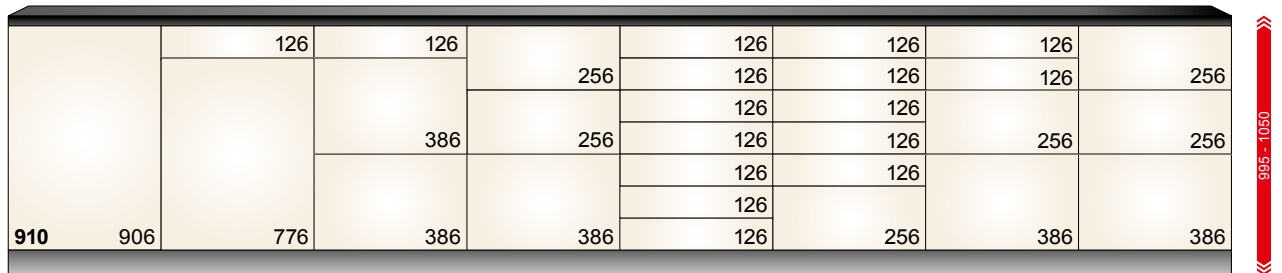


dimensions in mm

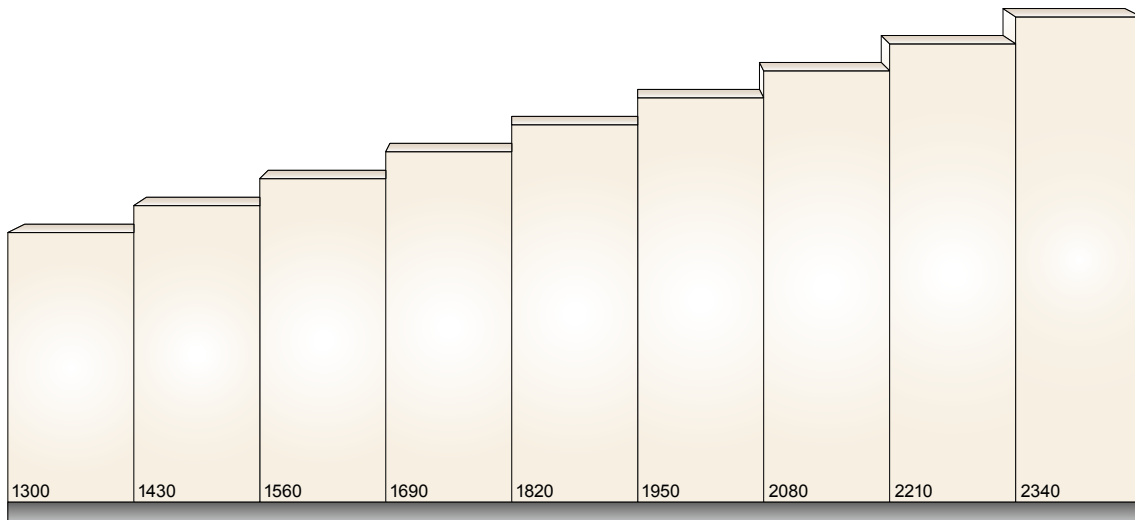
## WALL UNITS



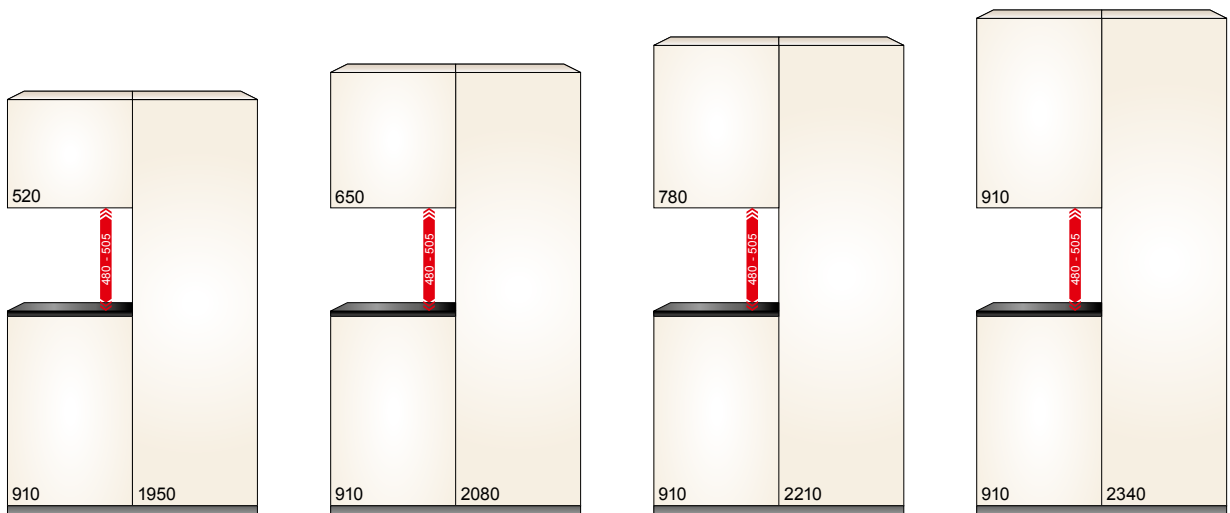
## BASE UNITS



## TALL UNITS

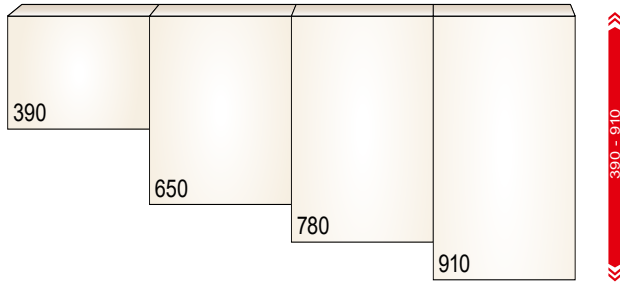


## COMBINATION OF BASE, TALL AND WALL UNITS

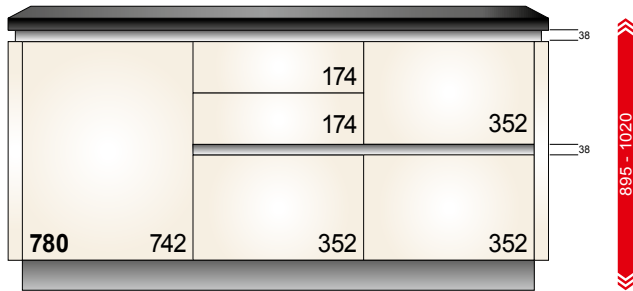


dimensions in mm

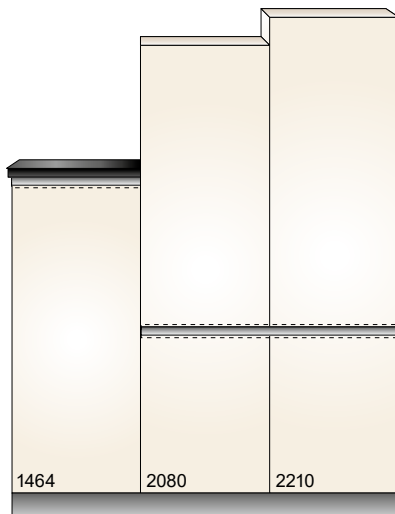
WALL UNITS



BASE UNITS

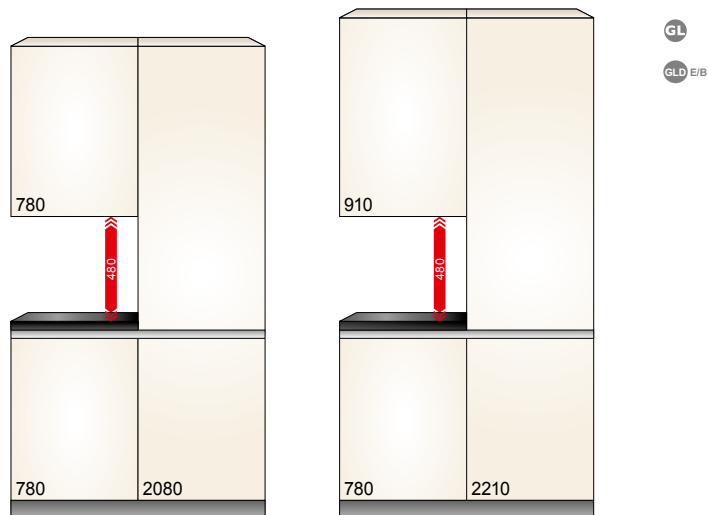


TALL UNITS



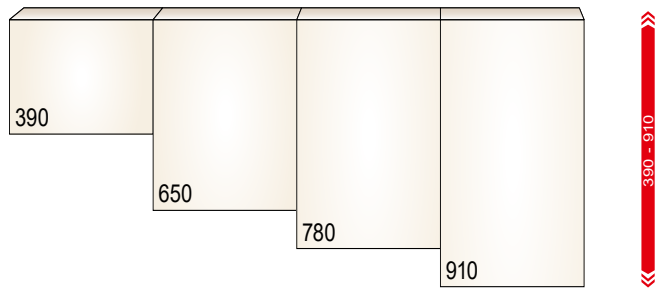
GL  
GLD E/B

COMBINATION OF BASE, TALL AND WALL UNITS

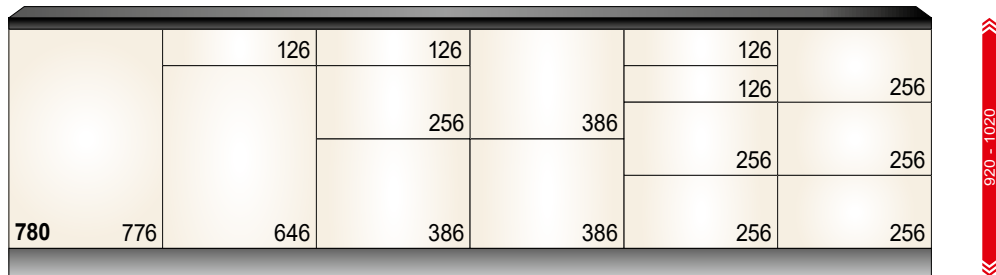


dimensions in mm

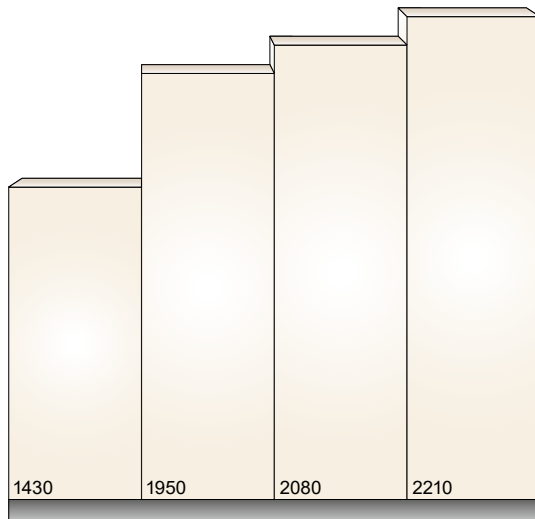
WALL UNITS



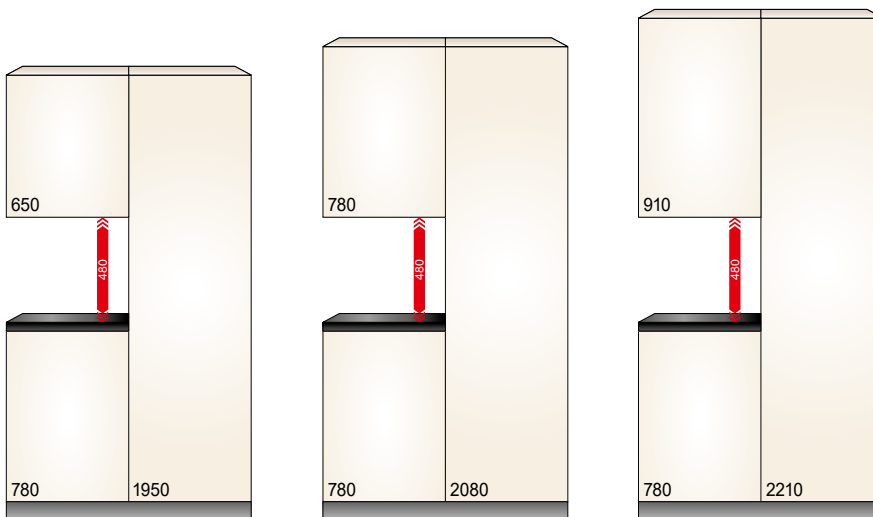
BASE UNITS



TALL UNITS

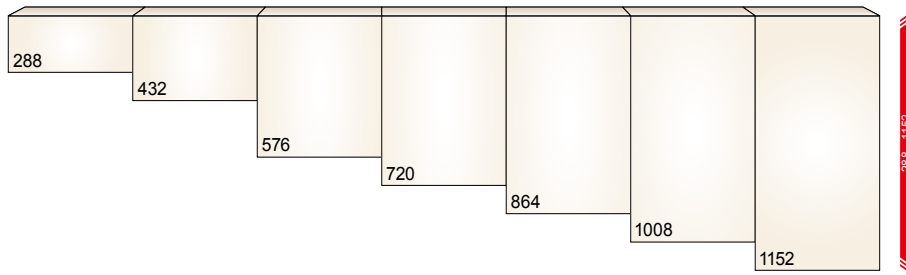


COMBINATION OF BASE, TALL AND WALL UNITS

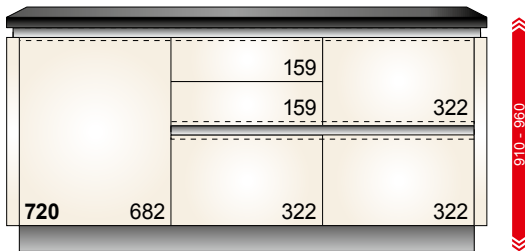


dimensions in mm

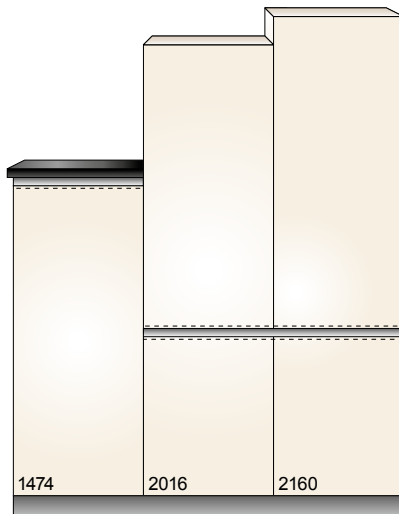
WALL UNITS



BASE UNITS

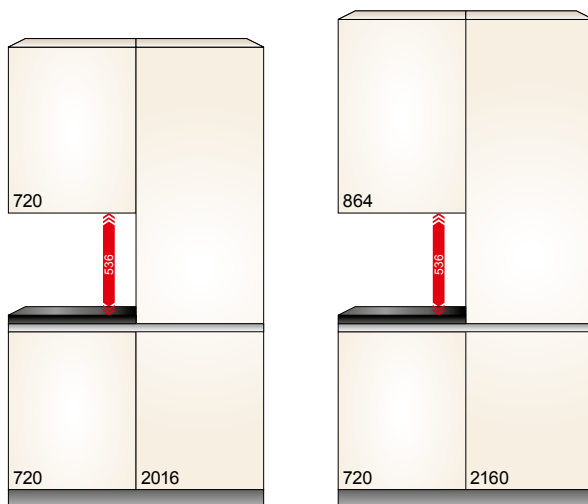


TALL UNITS



GL  
GLD E/B

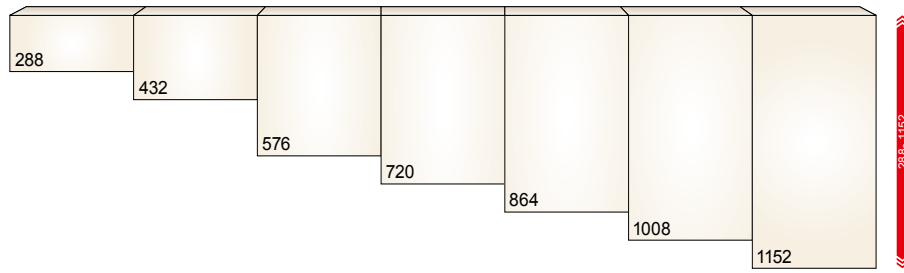
COMBINATION OF BASE, TALL AND WALL UNITS



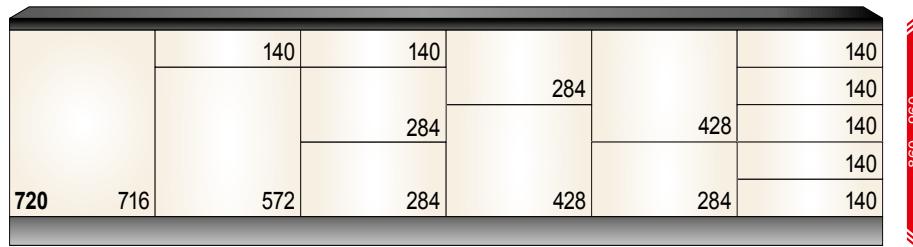
GL  
GLD E/B

dimensions in mm

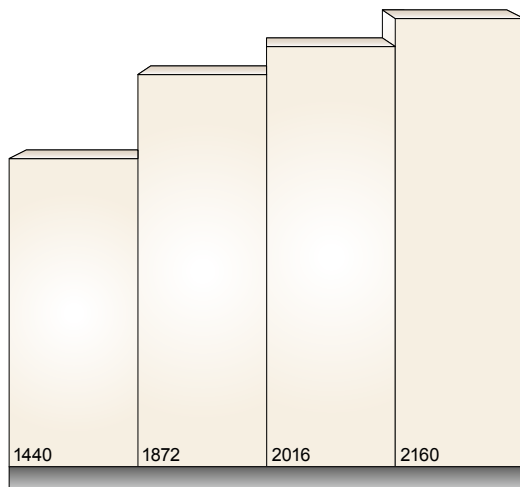
WALL UNITS



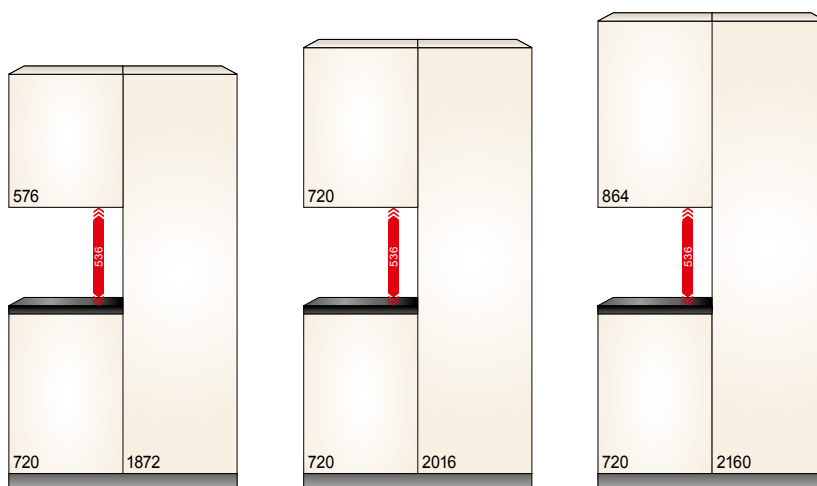
BASE UNITS



TALL UNITS




COMBINATION OF BASE, TALL AND WALL UNITS






# Universal glass doors


| FRAME 6 MM   | GLASS STYLE               | BRONZE |
|--|---------------------------|--------|
|  |                           | BR6    |
|  | clear glass (KG)          | *      |
|  | grey glass glossy (GG G)  | *      |
|  | black glass glossy (SG G) | *      |

Frame **6 x 20 mm** metal, mat bronze. The frame is going to be delivered handleless or Tip-On only. Certain color plays with the colour „bronze“ can be caused by the process of anodisation and are no reason for a claim.  
**Please always note on your order the desired glass style.**

| FRAME 20 MM  | GLASS STYLE               | ALU | INOX | SNOW | BLACK |
|--|---------------------------|-----|------|------|-------|
|  |                           | A20 | I20  | S20  | B20   |
|  | clear glass (KG)          | *   | *    | *    | *     |
|  | satinato matt (SAT M)     | *   | *    | *    | *     |
|  | satinato glossy (SAT G)   | *   | *    | *    | *     |
|  | black glass glossy (SG G) | -   | -    | -    | *     |


Aluminium frame **20 x 20 mm** in various colour options. Frame available with metal knob or handleless.

**Please always note on your order the desired glass style.**


| FRAME 50 MM  | GLASS STYLE               | ALU | INOX | SNOW | BLACK |
|--|---------------------------|-----|------|------|-------|
|  |                           | A50 | I50  | S50  | B50   |
|  | clear glass (KG)          | *   | *    | *    | *     |
|  | satinato matt (SAT M)     | *   | *    | *    | *     |
|  | satinato glossy (SAT G)   | *   | *    | *    | *     |
|  | black glass glossy (SG G) | -   | -    | -    | *     |

Polished aluminium frame **50 x 20 mm** in various colour options. Frame available with handleless or bar handle STG/STGE/STGEB (extra charge applicable).






**Please always note on your order the desired glass style.**

| FRAME 55 MM  | GLASS STYLE      | INDUSTRY LOOK |
|--|------------------|---------------|
|  |                  | IL55          |
|  | clear glass (KG) | *             |

Frame **55 x 20 mm** in the industry look. The frame is always supplied without drilling. Tip-On required (at extra charge).

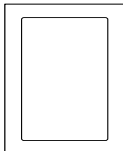
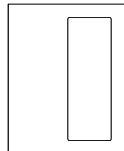
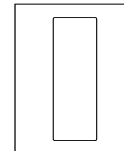

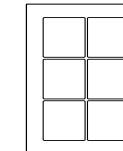
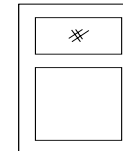
| FRAME 20 MM  | GLASS STYLE      | CROSSBAR DOOR |
|--|------------------|---------------|
|  |                  | SP20          |
|  | clear glass (KG) | *             |

Frame **20 x 20 mm** with crossbars, black lacquered aluminium. The frame can only be supplied with metal knob or handleless.

| GLASS STYLE  |   |   |   |   |
|--|---|---|---|---|
|  |  |  |  |  |
| GG G   | KG  | SAT M   | SAT G   | SG G  |

**GG G** grey glass glossy (nur für BR6)  
**KG** clear glass  
**SAT M** satinato matt  
**SAT G** satinato glossy  
**SG G** black glass glossy

# Range-assigned glass doors


| R  | G*/GA*  | GM  | L   | K   | H  |
|--|---|---|---|---|--|
|  |  |  |  |  |  |
| KG   | KG  | KG  | KG  | KG  | KG   |
| SAT M  | SAT M   | SAT M   | SAT M   | SAT M   | SAT M  |
| SAT G  | SAT G   | SAT G   | SAT G   | SAT G   | SAT G  |
| SG G   | SG G  | SG G  | SG G  | SG G  | SG G   |

**G\*** Glass element can be positioned either left or right. Glass cut-out opposite the hinged side.

**GA\*** Glass element can be positioned either left or right. Glass cut-out opposite the hinged side.

| GLASS STYLE  |   |   |   |
|--|---|---|---|
|  |  |  |  |
| KG   | SAT M   | SAT G   | SG G  |


**KG** clear glass  
**SAT M** satinato matt  
**SAT G** satinato glossy  
**SG G** black glass glossy



- Elegant slim box system in the colour matt orion grey
- The drawer frames are absolutely straight inside and out, featuring 12.8 mm thick sides
- Metal back panel
- Undermounted runners
- High dynamic load-bearing capacity  
40 kg up to 60 cm width  
70 kg from a width of 80 cm upwards
- Smooth running action even when fully loaded
- Silent and effortless closing with integrated BLUMOTION
- Minimal sag due to the sturdy cabinet profile
- Colour-matched inner dividing system
- TIP-ON BLUMOTION available for LEGRABOX (mechanical one-touch opening for drawers and pull-outs)
- SERVO-DRIVE flex available for the electrical opening of handleless integrated fridges and dishwashers



**Legrabox - Free**  
with 10 mm clear glass  
(extra charge)

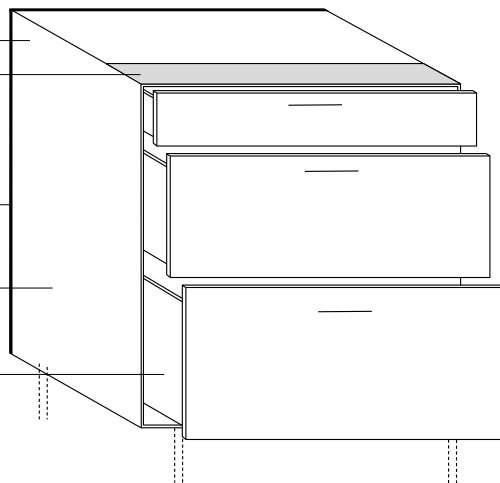


Screw-fastened 5 mm **MDF** back panel  
19 mm solid wood crossmember in front

Standard carcass depth 575 mm,  
550 mm optional at no extra charge

**18** different carcass colours,  
matching colour inside and out

Thin-walled LEGRABOX with under-  
mounted runners and steel back panel



**19 mm carcass**

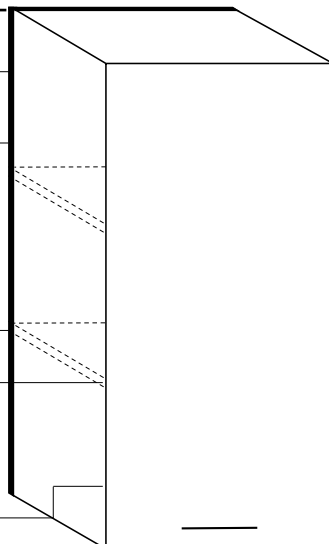
Concealed hanging brackets

Screw-fastened 5 mm **MDF** back panel

19 mm removable shelves with  
securing pin

3 mm shelf supports dark color

Blum all-metal hinges onyx-black  
with integral damping 180° hinge with  
integral damping



ELarge

XTend

EWide

**DARK PERFECTION**



Larder units with full-height pull-out interior /LeMans units:  
as standard with anthracite coloured powder-coated interior  
fittings

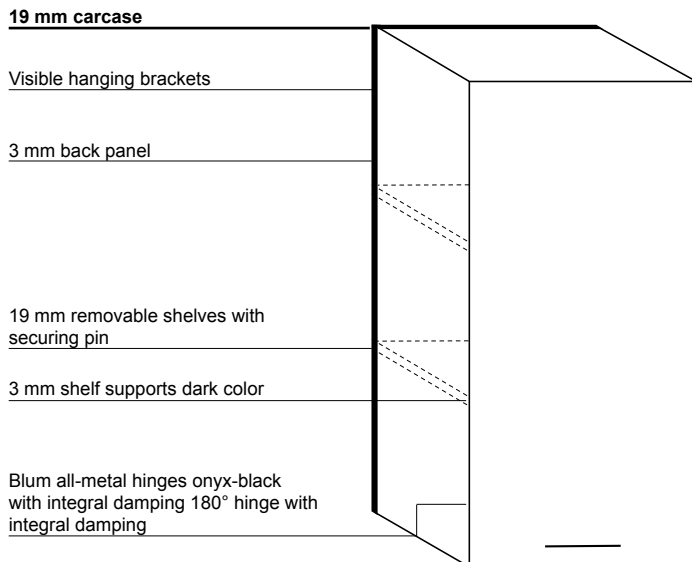
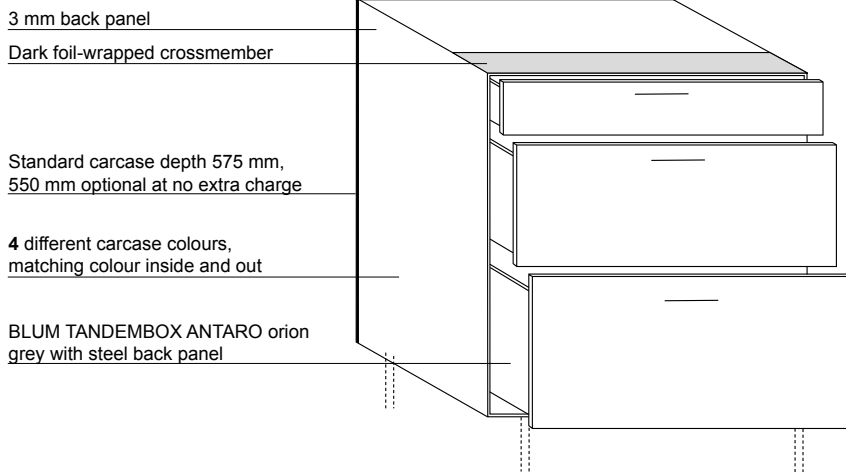




**INTERIOR**

**S 126 | GL780**

- proven drawer system on the Tandembox plus cabinet rail in Orion grey matt.
- Tandembox Antaro is characterised by its clear-cut design (rectangular rail)
- steel back wall
- easy glide running
- high dynamic carrying capacity:  
Up to 60 cm width 30 kg  
from 80 cm width pull-outs can be loaded with 50 kg
- high front stability
- matching inner dividing system
- Tip-on blumotion for Tandembox ANTARO available (mechanical Tip-on system für drawers/pull-outs)



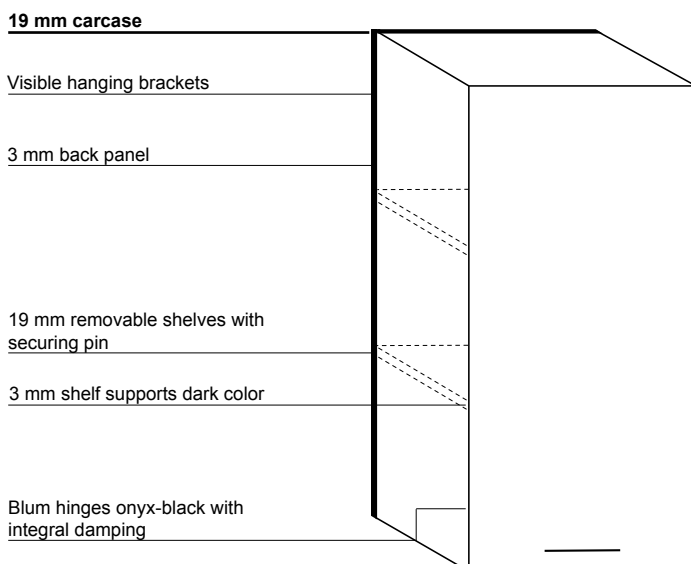
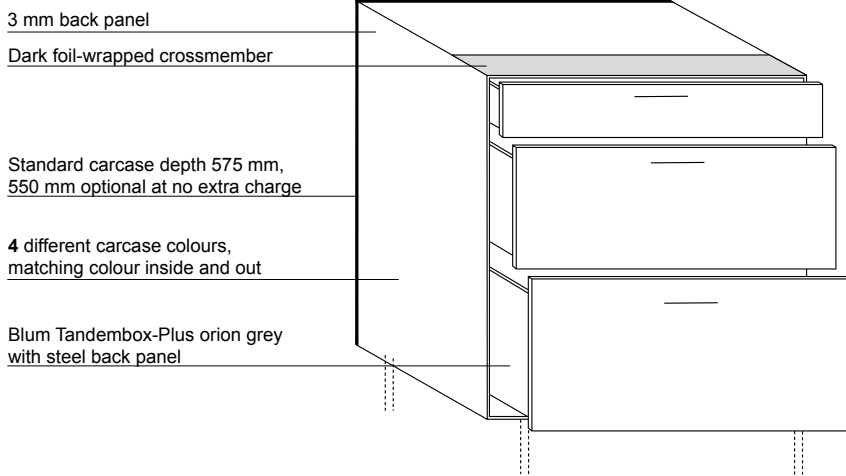
**ELarge**

**XTend**





- proven drawer system on the Tandembox plus cabinet rail in Orion grey.
- round rail for pull-outs
- steel back wall
- easy glide running
- high dynamic carrying capacity:  
Up to 60 cm width 30 kg  
from 80 cm width pull-outs can be loaded with 50 kg
- high front stability
- matching inner dividing system
- Tip-on blumotion for Tandembox-Plus available  
(mechanical Tip-on system for drawers/pull-outs)



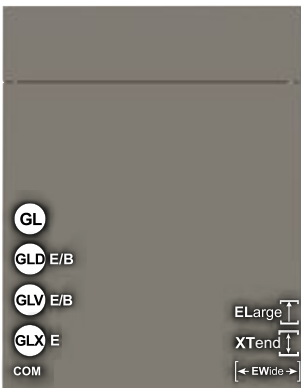
XTend





**Melamine  
door styles**





PREMIUM

**Glass doors**  
G/GA/GM/R Framed glass door,  
L Door with vertical side stiles

| TOUCH           | COM             | Front colour | Carcase | Vis. side | W 19 | W50,<br>75,100 | XW5/<br>XW6 | Plinth | Shelving |
|-----------------|-----------------|--------------|---------|-----------|------|----------------|-------------|--------|----------|
| <b>P108 260</b> | <b>P229 260</b> | arcai-red    | *       | KS        | KS   | KS W75+100     | KS          | KS     | -        |
| <b>P108 006</b> | <b>P229 006</b> | bianco       | KS      | UM        | UM   | UM W75+100     | UM          | UM     | UM       |
| <b>P108 261</b> | <b>P229 261</b> | blackblue    | *       | KS        | KS   | KS W75+100     | KS          | KS     | -        |
| <b>P108 262</b> | <b>P229 262</b> | blackgreen   | *       | KS        | KS   | KS W75+100     | KS          | KS     | -        |
| <b>P108 063</b> | <b>P229 063</b> | carbon       | KS      | -         | KS   | KS             | KS          | KS     | KS       |
| <b>P108 123</b> | <b>P229 123</b> | dolphin      | KS      | -         | KS   | KS             | KS          | KS     | KS       |
| <b>P108 014</b> | <b>P229 014</b> | fango        | *       | KS        | KS   | KS             | KS          | KS     | KS       |
| <b>P108 095</b> | <b>P229 095</b> | grigio       | *       | KS        | KS   | KS W75+100     | KS          | KS     | KS       |
| <b>P108 024</b> | <b>P229 024</b> | cashmere     | KS      | -         | KS   | KS             | KS          | KS     | KS       |
| <b>P108 064</b> | <b>P229 064</b> | pebble-grey  | KS      | -         | KS   | KS             | KS          | KS     | KS       |
| <b>P108 044</b> | <b>P229 044</b> | londra       | KS      | -         | KS   | KS             | KS          | KS     | KS       |
| <b>P108 090</b> | <b>P229 090</b> | magnolia     | KS      | UM        | UM   | UM W75+100     | UM          | UM     | UM       |
| <b>P108 112</b> | <b>P229 112</b> | moss         | *       | KS        | KS   | KS W75+100     | KS          | KS     | -        |
| <b>P108 013</b> | <b>P229 013</b> | muscata      | *       | KS        | KS   | KS W75+100     | KS          | KS     | -        |
| <b>P108 007</b> | <b>P229 007</b> | optiwhite    | KS      | -         | KS   | KS             | KS          | KS     | KS       |
| <b>P108 243</b> | <b>P229 243</b> | orion        | KS      | -         | KS   | KS             | KS          | KS     | KS       |
| <b>P108 126</b> | <b>P229 126</b> | sharky       | KS      | -         | KS   | KS             | KS          | KS     | KS       |
| <b>P108 244</b> | <b>P229 244</b> | shell        | KS      | -         | KS   | KS             | KS          | KS     | KS       |
| <b>P108 128</b> | <b>P229 128</b> | slate        | KS      | -         | KS   | KS             | KS          | KS     | KS       |
| <b>P108 101</b> | <b>P229 101</b> | snow         | KS      | UM        | UM   | UM W75+100     | UM          | UM     | UM       |
| <b>P108 263</b> | <b>P229 263</b> | stormgrey    | *       | KS        | KS   | KS W75+100     | KS          | KS     | -        |




LITE

**Glass doors**  
Only universal glass doors available

| TOUCH           | Front colour | Carcase | Vis. side | W 19 | W50,<br>75,100 | XW5/<br>XW6 | Plinth | Shelving |
|-----------------|--------------|---------|-----------|------|----------------|-------------|--------|----------|
| <b>L108 260</b> | arcai-red    | *       | KS        | KS   | KS W75+100     | KS          | KS     | -        |
| <b>L108 006</b> | bianco       | KS      | UM        | UM   | UM W75+100     | UM          | UM     | UM       |
| <b>L108 261</b> | blackblue    | *       | KS        | KS   | KS W75+100     | KS          | KS     | -        |
| <b>L108 262</b> | blackgreen   | *       | KS        | KS   | KS W75+100     | KS          | KS     | -        |
| <b>L108 063</b> | carbon       | KS      | -         | KS   | KS             | KS          | KS     | KS       |
| <b>L108 123</b> | dolphin      | KS      | -         | KS   | KS             | KS          | KS     | KS       |
| <b>L108 014</b> | fango        | *       | KS        | KS   | KS             | KS          | KS     | KS       |
| <b>L108 095</b> | grigio       | *       | KS        | KS   | KS W75+100     | KS          | KS     | KS       |
| <b>L108 024</b> | cashmere     | *       | KS        | KS   | KS             | KS          | KS     | KS       |
| <b>L108 064</b> | pebble-grey  | *       | KS        | KS   | KS             | KS          | KS     | KS       |
| <b>L108 044</b> | londra       | *       | KS        | KS   | KS             | KS          | KS     | KS       |
| <b>L108 090</b> | magnolia     | *       | UM        | UM   | UM W75+100     | UM          | UM     | UM       |
| <b>L108 112</b> | moss         | *       | KS        | KS   | KS W75+100     | KS          | KS     | -        |
| <b>L108 013</b> | muscata      | *       | KS        | KS   | KS W75+100     | KS          | KS     | -        |
| <b>L108 007</b> | optiwhite    | *       | KS        | KS   | KS             | KS          | KS     | KS       |
| <b>L108 243</b> | orion        | *       | KS        | KS   | KS             | KS          | KS     | KS       |
| <b>L108 126</b> | sharky       | *       | KS        | KS   | KS             | KS          | KS     | KS       |
| <b>L108 244</b> | shell        | *       | KS        | KS   | KS             | KS          | KS     | KS       |
| <b>L108 128</b> | slate        | KS      | -         | KS   | KS             | KS          | KS     | KS       |
| <b>L108 101</b> | snow         | *       | UM        | UM   | UM W75+100     | UM          | UM     | UM       |
| <b>L108 263</b> | stormgrey    | *       | KS        | KS   | KS W75+100     | KS          | KS     | -        |



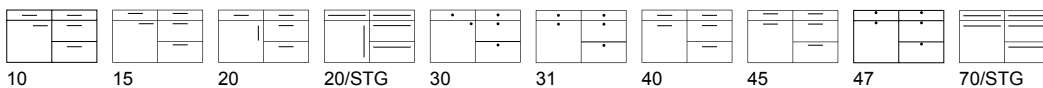


**Glass doors**  
 R Framed glass door,  
 L Door with vertical side stiles

| TOUCH    | Front colour | Carcase | Vis. side | W 19 | W50,<br>75,100 | XW5/<br>XW6 | Plinth | Shelving |
|----------|--------------|---------|-----------|------|----------------|-------------|--------|----------|
| N108 260 | arcai-red    | *       | KS        | KS   | -              | KS          | KS     | -        |
| N108 006 | bianco       | KS      | UM        | UM   | -              | UM          | UM     | UM       |
| N108 261 | blackblue    | *       | KS        | KS   | -              | KS          | KS     | -        |
| N108 262 | blackgreen   | *       | KS        | KS   | -              | KS          | KS     | -        |
| N108 063 | carbon       | KS      | -         | KS   | -              | KS          | KS     | KS       |
| N108 123 | dolphin      | KS      | -         | KS   | -              | KS          | KS     | KS       |
| N108 014 | fango        | *       | KS        | KS   | -              | KS          | KS     | KS       |
| N108 095 | grigio       | *       | KS        | KS   | -              | KS          | KS     | KS       |
| N108 024 | cashmere     | *       | KS        | KS   | -              | KS          | KS     | KS       |
| N108 064 | pebble-grey  | *       | KS        | KS   | -              | KS          | KS     | KS       |
| N108 044 | londra       | *       | KS        | KS   | -              | KS          | KS     | KS       |
| N108 090 | magnolia     | *       | UM        | UM   | -              | UM          | UM     | UM       |
| N108 112 | moss         | *       | KS        | KS   | -              | KS          | KS     | -        |
| N108 013 | muscata      | *       | KS        | KS   | -              | KS          | KS     | -        |
| N108 007 | optiwhite    | *       | KS        | KS   | -              | KS          | KS     | KS       |
| N108 243 | orion        | *       | KS        | KS   | -              | KS          | KS     | KS       |
| N108 126 | sharky       | *       | KS        | KS   | -              | KS          | KS     | KS       |
| N108 244 | shell        | *       | KS        | KS   | -              | KS          | KS     | KS       |
| N108 128 | slate        | KS      | -         | KS   | -              | KS          | KS     | KS       |
| N108 101 | snow         | *       | UM        | UM   | -              | UM          | UM     | UM       |
| N108 263 | stormgrey    | *       | KS        | KS   | -              | KS          | KS     | -        |



Handle drilling options TOUCH





**PREMIUM**

| PORTO H     | COM | Front colour    | Carcase                   | Vis. side | W 19 | W50, 75,100 | XW5/XW6    | Plinth | Shelving |    |
|-------------|-----|-----------------|---------------------------|-----------|------|-------------|------------|--------|----------|----|
| <b>P105</b> | 267 | <b>P250</b> 267 | black burned, <b>H</b>    | *         | WL   | WL          | WL W75+100 | WL     | WL       | -  |
| <b>P105</b> | 023 | <b>P250</b> 023 | denver-oak, <b>H</b>      | *         | WL   | WL          | WL W75+100 | WL     | WL       | -  |
| <b>P105</b> | 045 | <b>P250</b> 045 | oak bardolino, <b>H</b>   | *         | WL   | WL          | WL W75+100 | WL     | WL       | -  |
| <b>P105</b> | 028 | <b>P250</b> 028 | nat. knotty oak, <b>H</b> | KS        | -    | WL          | WL         | WL     | WL       | WL |

| PORTO V     | COM | Front colour    | Carcase                   | Vis. side | W 19 | W50, 75,100 | XW5/XW6    | Plinth | Shelving |    |
|-------------|-----|-----------------|---------------------------|-----------|------|-------------|------------|--------|----------|----|
| <b>P104</b> | 267 | <b>P249</b> 267 | black burned, <b>V</b>    | *         | WL   | WL          | WL W75+100 | WL     | WL       | -  |
| <b>P104</b> | 023 | <b>P249</b> 023 | denver-oak, <b>V</b>      | *         | WL   | WL          | WL W75+100 | WL     | WL       | -  |
| <b>P104</b> | 045 | <b>P249</b> 045 | oak bardolino, <b>V</b>   | *         | WL   | WL          | WL W75+100 | WL     | WL       | -  |
| <b>P104</b> | 028 | <b>P249</b> 028 | nat. knotty oak, <b>V</b> | KS        | -    | WL          | WL         | WL     | WL       | WL |

**Glass doors**

G/GA/GM/R Framed glass door,  
L Door with vertical side stiles



**LITE**

| PORTO H     | Front colour | Carcase                   | Vis. side | W 19 | W50, 75,100 | XW5/XW6    | Plinth | Shelving |    |
|-------------|--------------|---------------------------|-----------|------|-------------|------------|--------|----------|----|
| <b>L105</b> | 267          | black burned, <b>H</b>    | *         | WL   | WL          | WL W75+100 | WL     | WL       | -  |
| <b>L105</b> | 023          | denver-oak, <b>H</b>      | *         | WL   | WL          | WL W75+100 | WL     | WL       | -  |
| <b>L105</b> | 045          | oak bardolino, <b>H</b>   | *         | WL   | WL          | WL W75+100 | WL     | WL       | -  |
| <b>L105</b> | 028          | nat. knotty oak, <b>H</b> | *         | WL   | WL          | WL         | WL     | WL       | WL |

| PORTO V     | Front colour | Carcase                   | Vis. side | W 19 | W50, 75,100 | XW5/XW6    | Plinth | Shelving |    |
|-------------|--------------|---------------------------|-----------|------|-------------|------------|--------|----------|----|
| <b>L104</b> | 267          | black burned, <b>V</b>    | *         | WL   | WL          | WL W75+100 | WL     | WL       | -  |
| <b>L104</b> | 023          | denver-oak, <b>V</b>      | *         | WL   | WL          | WL W75+100 | WL     | WL       | -  |
| <b>L104</b> | 045          | oak bardolino, <b>V</b>   | *         | WL   | WL          | WL W75+100 | WL     | WL       | -  |
| <b>L104</b> | 028          | nat. knotty oak, <b>V</b> | *         | WL   | WL          | WL         | WL     | WL       | WL |

**Glass doors**

Only universal glass doors available



**NEW**


| PORTO H     | Front colour | Carcase                   | Vis. side | W 19 | W50, 75,100 | XW5/XW6 | Plinth | Shelving |    |
|-------------|--------------|---------------------------|-----------|------|-------------|---------|--------|----------|----|
| <b>N105</b> | 267          | black burned, <b>H</b>    | *         | WL   | WL          | -       | WL     | WL       | -  |
| <b>N105</b> | 023          | denver-oak, <b>H</b>      | *         | WL   | WL          | -       | WL     | WL       | -  |
| <b>N105</b> | 045          | oak bardolino, <b>H</b>   | *         | WL   | WL          | -       | WL     | WL       | -  |
| <b>N105</b> | 028          | nat. knotty oak, <b>H</b> | *         | WL   | WL          | -       | WL     | WL       | WL |

| PORTO V     | Front colour | Carcase                   | Vis. side | W 19 | W50, 75,100 | XW5/XW6 | Plinth | Shelving |    |
|-------------|--------------|---------------------------|-----------|------|-------------|---------|--------|----------|----|
| <b>N104</b> | 267          | black burned, <b>V</b>    | *         | WL   | WL          | -       | WL     | WL       | -  |
| <b>N104</b> | 023          | denver-oak, <b>V</b>      | *         | WL   | WL          | -       | WL     | WL       | -  |
| <b>N104</b> | 045          | oak bardolino, <b>V</b>   | *         | WL   | WL          | -       | WL     | WL       | -  |
| <b>N104</b> | 028          | nat. knotty oak, <b>V</b> | *         | WL   | WL          | -       | WL     | WL       | WL |

**Glass doors**

R Framed glass door,  
L Door with vertical side stiles



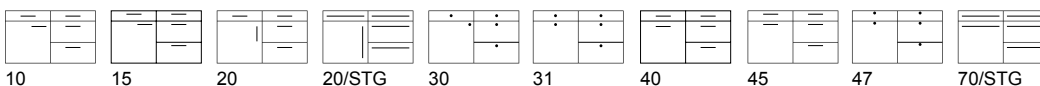
black burned, **H** denver-oak, **H** oak bardolino, **H** nat. knotty oak, **H**



black burned, **V** denver-oak, **V** oak bardolino, **V** nat. knotty oak, **V**

Front: Melamine, 0.8 mm edge all around, wood decor with **horizontally/vertically running** woodline surface or similar structure, reverse side in the same colour

Handle drilling options PORTO H+V woodline





P  
R  
E  
M  
I  
U  
M

### Glass doors

G/GA/GM/R Framed glass door,  
L Door with vertical side stiles

| ALBERO H | COM      | Front colour | Carcase | Vis. side | W 19 | W 75+100 | XW5/<br>XW6 | Plinth | Shelving |
|----------|----------|--------------|---------|-----------|------|----------|-------------|--------|----------|
| P116 252 | P211 252 | black, H     | KS      | ST        | ST   | ST       | ST          | ST     | ST       |
| P116 253 | P211 253 | coffee, H    | *       | ST        | ST   | ST       | ST          | ST     | ST       |
| P116 255 | P211 255 | nature, H    | *       | ST        | ST   | ST       | ST          | ST     | ST       |
| P116 254 | P211 254 | noce, H      | *       | ST        | ST   | ST       | ST          | ST     | ST       |

| ALBERO V | COM      | Front colour | Carcase | Vis. side | W 19 | W 75+100 | XW5/<br>XW6 | Plinth | Shelving |
|----------|----------|--------------|---------|-----------|------|----------|-------------|--------|----------|
| P117 252 | P212 252 | black, V     | KS      | ST        | ST   | ST       | ST          | ST     | ST       |
| P117 253 | P212 253 | coffee, V    | *       | ST        | ST   | ST       | ST          | ST     | ST       |
| P117 255 | P212 255 | nature, V    | *       | ST        | ST   | ST       | ST          | ST     | ST       |
| P117 254 | P212 254 | noce, V      | *       | ST        | ST   | ST       | ST          | ST     | ST       |




L  
I  
T  
E

### Glass doors

Only universal glass doors available

| ALBERO H | Front colour | Carcase | Vis. side | W 19 | W 75+100 | XW5/<br>XW6 | Plinth | Shelving |
|----------|--------------|---------|-----------|------|----------|-------------|--------|----------|
| L116 252 | black, H     | *       | ST        | ST   | ST       | ST          | ST     | ST       |
| L116 253 | coffee, H    | *       | ST        | ST   | ST       | ST          | ST     | ST       |
| L116 255 | nature, H    | *       | ST        | ST   | ST       | ST          | ST     | ST       |
| L116 254 | noce, H      | *       | ST        | ST   | ST       | ST          | ST     | ST       |

| ALBERO V | Front colour | Carcase | Vis. side | W 19 | W 75+100 | XW5/<br>XW6 | Plinth | Shelving |
|----------|--------------|---------|-----------|------|----------|-------------|--------|----------|
| L117 252 | black, V     | *       | ST        | ST   | ST       | ST          | ST     | ST       |
| L117 253 | coffee, V    | *       | ST        | ST   | ST       | ST          | ST     | ST       |
| L117 255 | nature, V    | *       | ST        | ST   | ST       | ST          | ST     | ST       |
| L117 254 | noce, V      | *       | ST        | ST   | ST       | ST          | ST     | ST       |



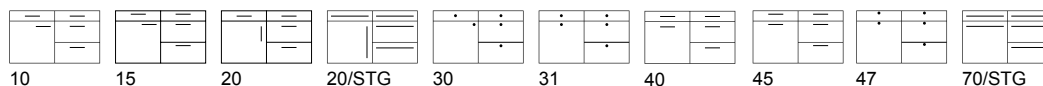
black, H    coffee, H    nature, H    noce, H




black, V    coffee, V    nature, V    noce, V

Front: Thick-film melamine with deep synchronized pore finish and **horizontally/vertically running** grain, with same matching decor edge all around, reverse side in the same colour

### Handle drilling options ALBERO H+V



10    15    20    20/STG    30    31    40    45    47    70/STG



PREMIUM

**Glass doors**  
G/GA/GM/R Framed glass door,  
L Door with vertical side stiles

|        | SINCRONO H | COM      | Front colour         | Carcase | Vis. side | W 19 | W50, 75,100 | XW5/ XW6 | Plinth | Shelving |
|--------|------------|----------|----------------------|---------|-----------|------|-------------|----------|--------|----------|
| GLV 45 | P114 200   | P206 200 | argento, H           | *       | ST        | ST   | ST          | ST       | ST     | ST       |
| GLV 45 | P114 199   | P206 199 | halifax crack oak, H | KS      | -         | ST   | ST          | ST       | ST     | ST       |
| GLV 45 | P114 175   | P206 175 | halifax nature, H    | *       | ST        | ST   | ST          | ST       | ST     | ST       |
| GLV 45 | P114 266   | P206 266 | halifax tin dark, H  | *       | ST        | ST   | ST W75+100  | ST       | ST     | -        |
| GLV 45 | P114 145   | P206 145 | halifax white, H     | *       | ST        | ST   | ST          | ST       | ST     | ST       |
| GLV 45 | P114 115   | P206 115 | knotty oak, H        | *       | ST        | ST   | ST          | ST       | ST     | ST       |
| GLV 45 | P114 046   | P206 046 | sanremo oak, H       | *       | WL        | WL   | WL          | WL       | WL     | WL       |

|        | SINCRONO V | COM      | Front colour         | Carcase | Vis. side | W 19 | W50, 75,100 | XW5/ XW6 | Plinth | Shelving |
|--------|------------|----------|----------------------|---------|-----------|------|-------------|----------|--------|----------|
| GLV 45 | P115 200   | P207 200 | argento, V           | *       | ST        | ST   | ST          | ST       | ST     | ST       |
| GLV 45 | P115 199   | P207 199 | halifax crack oak, V | KS      | -         | ST   | ST          | ST       | ST     | ST       |
| GLV 45 | P115 175   | P207 175 | halifax nature, V    | *       | ST        | ST   | ST          | ST       | ST     | ST       |
| GLV 45 | P115 266   | P207 266 | halifax tin dark, V  | *       | ST        | ST   | ST W75+100  | ST       | ST     | -        |
| GLV 45 | P115 145   | P207 145 | halifax white, V     | *       | ST        | ST   | ST          | ST       | ST     | ST       |
| GLV 45 | P115 115   | P207 115 | knotty oak, V        | *       | ST        | ST   | ST          | ST       | ST     | ST       |
| GLV 45 | P115 046   | P207 046 | sanremo oak, V       | *       | WL        | WL   | WL          | WL       | WL     | WL       |




LITE

**Glass doors**  
Only universal glass doors available

|  | SINCRONO H | Front colour         | Carcase | Vis. side | W 19 | W50, 75,100 | XW5/ XW6 | Plinth | Shelving |
|--|------------|----------------------|---------|-----------|------|-------------|----------|--------|----------|
|  | L114 200   | argento, H           | *       | ST        | ST   | ST          | ST       | ST     | ST       |
|  | L114 199   | halifax crack oak, H | *       | ST        | ST   | ST          | ST       | ST     | ST       |
|  | L114 175   | halifax nature, H    | *       | ST        | ST   | ST          | ST       | ST     | ST       |
|  | L114 266   | halifax tin dark, H  | *       | ST        | ST   | ST W75+100  | ST       | ST     | -        |
|  | L114 145   | halifax white, H     | *       | ST        | ST   | ST          | ST       | ST     | ST       |
|  | L114 115   | knotty oak, H        | *       | ST        | ST   | ST          | ST       | ST     | ST       |
|  | L114 046   | sanremo oak, H       | *       | WL        | WL   | WL          | WL       | WL     | WL       |

|  | SINCRONO V | Front colour         | Carcase | Vis. side | W 19 | W50, 75,100 | XW5/ XW6 | Plinth | Shelving |
|--|------------|----------------------|---------|-----------|------|-------------|----------|--------|----------|
|  | L115 200   | argento, V           | *       | ST        | ST   | ST          | ST       | ST     | ST       |
|  | L115 199   | halifax crack oak, V | *       | ST        | ST   | ST          | ST       | ST     | ST       |
|  | L115 175   | halifax nature, V    | *       | ST        | ST   | ST          | ST       | ST     | ST       |
|  | L115 266   | halifax tin dark, V  | *       | ST        | ST   | ST W75+100  | ST       | ST     | -        |
|  | L115 145   | halifax white, V     | *       | ST        | ST   | ST          | ST       | ST     | ST       |
|  | L115 115   | knotty oak, V        | *       | ST        | ST   | ST          | ST       | ST     | ST       |
|  | L115 046   | sanremo oak, V       | *       | WL        | WL   | WL          | WL       | WL     | WL       |



NEW

Glass doors

R Framed glass door, L Door with vertical side stiles

| SINCRONO H | Front colour         | Carcase | Vis. side | W 19 | W50, 75,100 | XW5/ XW6 | Plinth | Shelving |
|------------|----------------------|---------|-----------|------|-------------|----------|--------|----------|
| N114 200   | argento, H           | *       | ST        | ST   | -           | ST       | ST     | ST       |
| N114 199   | halifax crack oak, H | *       | ST        | ST   | -           | ST       | ST     | ST       |
| N114 175   | halifax nature, H    | *       | ST        | ST   | -           | ST       | ST     | ST       |
| N114 266   | halifax tin dark, H  | *       | ST        | ST   | -           | ST       | ST     | -        |
| N114 145   | halifax white, H     | *       | ST        | ST   | -           | ST       | ST     | ST       |
| N114 115   | knotty oak, H        | *       | ST        | ST   | -           | ST       | ST     | ST       |
| N114 046   | sanremo oak, H       | *       | WL        | WL   | -           | WL       | WL     | WL       |

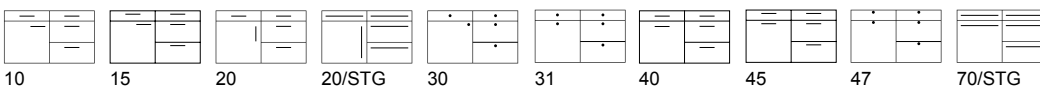
| SINCRONO V | Front colour         | Carcase | Vis. side | W 19 | W50, 75,100 | XW5/ XW6 | Plinth | Shelving |
|------------|----------------------|---------|-----------|------|-------------|----------|--------|----------|
| N115 200   | argento, V           | *       | ST        | ST   | -           | ST       | ST     | ST       |
| N115 199   | halifax crack oak, V | *       | ST        | ST   | -           | ST       | ST     | ST       |
| N115 175   | halifax nature, V    | *       | ST        | ST   | -           | ST       | ST     | ST       |
| N115 266   | halifax tin dark, V  | *       | ST        | ST   | -           | ST       | ST     | -        |
| N115 145   | halifax white, V     | *       | ST        | ST   | -           | ST       | ST     | ST       |
| N115 115   | knotty oak, V        | *       | ST        | ST   | -           | ST       | ST     | ST       |
| N115 046   | sanremo oak, V       | *       | WL        | WL   | -           | WL       | WL     | WL       |

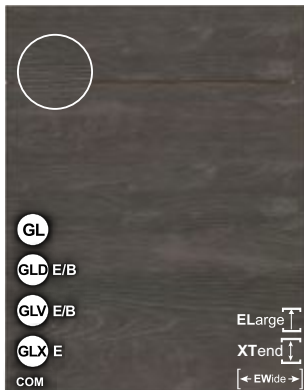


Front: Melamine with synchronized pore finish and **horizontally/vertically running** grain, matching edge, reverse side in the same colour

Handle drilling options

SINCRONO H+V





PREMIUM

**Glass doors**  
G/GA/GM/R Framed glass door,  
L Door with vertical side stiles

| SHERWOOD H |          | COM      | Front colour   | Carcase | Vis. side | W 19 | W 75+100 | XW5/<br>XW6 | Plinth | Shelving |
|------------|----------|----------|----------------|---------|-----------|------|----------|-------------|--------|----------|
| GLV45      | P140 122 | P290 122 | black, H       | KS      | ST        | ST   | ST       | ST          | ST     | ST       |
|            | P140 198 | P290 198 | burned wood, H | *       | ST        | ST   | ST       | ST          | ST     | -        |
| GLV45      | P140 142 | P290 142 | bushy park, H  | *       | ST        | ST   | ST       | ST          | ST     | ST       |
| GLV45      | P140 093 | P290 093 | engadina, H    | *       | ST        | ST   | ST       | ST          | ST     | ST       |
|            | P140 203 | P290 203 | graphite, H    | KS      | ST        | ST   | ST       | ST          | ST     | ST       |
| GLV45      | P140 144 | P290 144 | greenwich, H   | *       | ST        | ST   | ST       | ST          | ST     | ST       |
| GLV45      | P140 195 | P290 195 | nature, H      | *       | ST        | ST   | ST       | ST          | ST     | ST       |

| SHERWOOD V |          | COM      | Front colour   | Carcase | Vis. side | W 19 | W 75+100 | XW5/<br>XW6 | Plinth | Shelving |
|------------|----------|----------|----------------|---------|-----------|------|----------|-------------|--------|----------|
| GLV45      | P141 122 | P291 122 | black, V       | KS      | ST        | ST   | ST       | ST          | ST     | ST       |
|            | P141 198 | P291 198 | burned wood, V | *       | ST        | ST   | ST       | ST          | ST     | -        |
| GLV45      | P141 142 | P291 142 | bushy park, V  | *       | ST        | ST   | ST       | ST          | ST     | ST       |
| GLV45      | P141 093 | P291 093 | engadina, V    | *       | ST        | ST   | ST       | ST          | ST     | ST       |
|            | P141 203 | P291 203 | graphite, V    | KS      | ST        | ST   | ST       | ST          | ST     | ST       |
| GLV45      | P141 144 | P291 144 | greenwich, V   | *       | ST        | ST   | ST       | ST          | ST     | ST       |
| GLV45      | P141 195 | P291 195 | nature, V      | *       | ST        | ST   | ST       | ST          | ST     | ST       |



LITE

**Glass doors**  
Only universal glass doors available

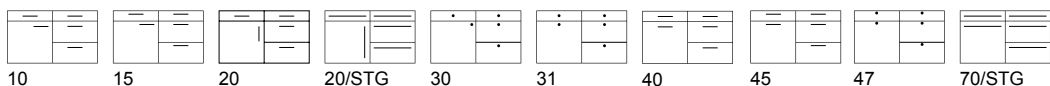
| SHERWOOD H |     | Front colour   | Carcase | Vis. side | W 19 | W 75+100 | XW5/<br>XW6 | Plinth | Shelving |
|------------|-----|----------------|---------|-----------|------|----------|-------------|--------|----------|
| L140       | 122 | black, H       | *       | ST        | ST   | ST       | ST          | ST     | ST       |
| L140       | 198 | burned wood, H | *       | ST        | ST   | ST       | ST          | ST     | -        |
| L140       | 142 | bushy park, H  | *       | ST        | ST   | ST       | ST          | ST     | ST       |
| L140       | 093 | engadina, H    | *       | ST        | ST   | ST       | ST          | ST     | ST       |
| L140       | 203 | graphite, H    | *       | ST        | ST   | ST       | ST          | ST     | ST       |
| L140       | 144 | greenwich, H   | *       | ST        | ST   | ST       | ST          | ST     | ST       |
| L140       | 195 | nature, H      | *       | ST        | ST   | ST       | ST          | ST     | ST       |

| SHERWOOD V |     | Front colour   | Carcase | Vis. side | W 19 | W 75+100 | XW5/<br>XW6 | Plinth | Shelving |
|------------|-----|----------------|---------|-----------|------|----------|-------------|--------|----------|
| L141       | 122 | black, V       | *       | ST        | ST   | ST       | ST          | ST     | ST       |
| L141       | 198 | burned wood, V | *       | ST        | ST   | ST       | ST          | ST     | -        |
| L141       | 142 | bushy park, V  | *       | ST        | ST   | ST       | ST          | ST     | ST       |
| L141       | 093 | engadina, V    | *       | ST        | ST   | ST       | ST          | ST     | ST       |
| L141       | 203 | graphite, V    | *       | ST        | ST   | ST       | ST          | ST     | ST       |
| L141       | 144 | greenwich, V   | *       | ST        | ST   | ST       | ST          | ST     | ST       |
| L141       | 195 | nature, V      | *       | ST        | ST   | ST       | ST          | ST     | ST       |




Front: Thick-film melamine with deep synchronous pore structure and **horizontally/vertically** grain run, 1.0 mm PP edge all around, backside in same colour.

Handle drilling options SHERWOOD H+V








PREMIUM

**Glass doors**

G/GA/GM/R Framed glass door,  
L Door with vertical side stiles



LITE

**Glass doors**

Only universal glass doors available



NEW

**Glass doors**

R Framed glass door,  
L Door with vertical side stiles

| SMART H COM       | Front colour              | Carcase | Vis. side | W 19 | W50, 75,100 | XW5/XW6 | Plinth | Shelving |
|-------------------|---------------------------|---------|-----------|------|-------------|---------|--------|----------|
| P148 226 P279 226 | nocciola, <b>H</b>        | *       | ST        | ST   | ST          | ST      | ST     | ST       |
| P148 153 P279 153 | vic. oak claire, <b>H</b> | *       | WL        | WL   | WL          | WL      | WL     | WL       |
| P148 216 P279 216 | walnut, <b>H</b>          | KS      | -         | ST   | ST          | ST      | ST     | ST       |

| SMART V COM       | Front colour              | Carcase | Vis. side | W 19 | W50, 75,100 | XW5/XW6 | Plinth | Shelving |
|-------------------|---------------------------|---------|-----------|------|-------------|---------|--------|----------|
| P149 226 P280 226 | nocciola, <b>V</b>        | *       | ST        | ST   | ST          | ST      | ST     | ST       |
| P149 153 P280 153 | vic. oak claire, <b>V</b> | *       | WL        | WL   | WL          | WL      | WL     | WL       |
| P149 216 P280 216 | walnut, <b>V</b>          | KS      | -         | ST   | ST          | ST      | ST     | ST       |


| SMART H  | Front colour              | Carcase | Vis. side | W 19 | W50, 75,100 | XW5/XW6 | Plinth | Shelving |
|----------|---------------------------|---------|-----------|------|-------------|---------|--------|----------|
| L148 226 | nocciola, <b>H</b>        | *       | ST        | ST   | ST          | ST      | ST     | ST       |
| L148 153 | vic. oak claire, <b>H</b> | *       | WL        | WL   | WL          | WL      | WL     | WL       |
| L148 216 | walnut, <b>H</b>          | *       | ST        | ST   | ST          | ST      | ST     | ST       |

| SMART V  | Front colour              | Carcase | Vis. side | W 19 | W50, 75,100 | XW5/XW6 | Plinth | Shelving |
|----------|---------------------------|---------|-----------|------|-------------|---------|--------|----------|
| L149 226 | nocciola, <b>V</b>        | *       | ST        | ST   | ST          | ST      | ST     | ST       |
| L149 153 | vic. oak claire, <b>V</b> | *       | WL        | WL   | WL          | WL      | WL     | WL       |
| L149 216 | walnut, <b>V</b>          | *       | ST        | ST   | ST          | ST      | ST     | ST       |

| SMART H  | Front colour              | Carcase | Vis. side | W 19 | W50, 75,100 | XW5/XW6 | Plinth | Shelving |
|----------|---------------------------|---------|-----------|------|-------------|---------|--------|----------|
| N148 226 | nocciola, <b>H</b>        | *       | ST        | ST   | -           | ST      | ST     | ST       |
| N148 153 | vic. oak claire, <b>H</b> | *       | WL        | WL   | -           | WL      | WL     | WL       |
| N148 216 | walnut, <b>H</b>          | *       | ST        | ST   | -           | ST      | ST     | ST       |

| SMART V  | Front colour              | Carcase | Vis. side | W 19 | W50, 75,100 | XW5/XW6 | Plinth | Shelving |
|----------|---------------------------|---------|-----------|------|-------------|---------|--------|----------|
| N149 226 | nocciola, <b>V</b>        | *       | ST        | ST   | -           | ST      | ST     | ST       |
| N149 153 | vic. oak claire, <b>V</b> | *       | WL        | WL   | -           | WL      | WL     | WL       |
| N149 216 | walnut, <b>V</b>          | *       | ST        | ST   | -           | ST      | ST     | ST       |

Front: Melamine decor with different wood grains (**horizontal/vertical**) and PP edge, colour-matching back panel

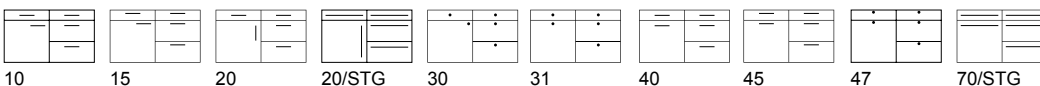


nocciola, **H** vic. oak claire, **H** walnut, **H**



nocciola, **V** vic. oak claire, **V** walnut, **V**

Handle drilling options SMART H+V



10 15 20 20/STG 30 31 40 45 47 70/STG




**P  
R  
E  
M  
I  
U  
M**

|        | CEMENTO  | COM      | Front colour | Carcase | Vis. side | W 19 | W 75+100 | XW5/<br>XW6 | Plinth | Shelving |
|--------|----------|----------|--------------|---------|-----------|------|----------|-------------|--------|----------|
| GLV 45 | P170 205 | P270 205 | amber        | *       | ST        | ST   | ST       | ST          | ST     | ST       |
| GLV 45 | P170 096 | P270 096 | basalt dark  | *       | ST        | ST   | ST       | ST          | ST     | ST       |
| GLV 45 | P170 022 | P270 022 | black        | KS      | ST        | ST   | ST       | ST          | ST     | ST       |
|        | P170 039 | P270 039 | bronze       | *       | ST        | ST   | ST       | ST          | ST     | ST       |
|        | P170 040 | P270 040 | light grey   | *       | ST        | ST   | ST       | ST          | ST     | ST       |
| GLV 45 | P170 097 | P270 097 | light oxide  | *       | ST        | ST   | ST       | ST          | ST     | ST       |
|        | P170 207 | P270 207 | sand         | *       | ST        | ST   | ST       | ST          | ST     | ST       |
| GLV 45 | P170 118 | P270 118 | steel blue   | *       | ST        | ST   | ST       | ST          | ST     | ST       |

### Glass doors

G/GA/GM/R Framed glass door,  
L Door with vertical side stiles



**L  
I  
T  
E**

|  | CEMENTO  | Front colour | Carcase | Vis. side | W 19 | W 75+100 | XW5/<br>XW6 | Plinth | Shelving |
|--|----------|--------------|---------|-----------|------|----------|-------------|--------|----------|
|  | L170 205 | amber        | *       | ST        | ST   | ST       | ST          | ST     | ST       |
|  | L170 096 | basalt dark  | *       | ST        | ST   | ST       | ST          | ST     | ST       |
|  | L170 022 | black        | *       | ST        | ST   | ST       | ST          | ST     | ST       |
|  | L170 039 | bronze       | *       | ST        | ST   | ST       | ST          | ST     | ST       |
|  | L170 040 | light grey   | *       | ST        | ST   | ST       | ST          | ST     | ST       |
|  | L170 097 | light oxide  | *       | ST        | ST   | ST       | ST          | ST     | ST       |
|  | L170 207 | sand         | *       | ST        | ST   | ST       | ST          | ST     | ST       |
|  | L170 118 | steel blue   | *       | ST        | ST   | ST       | ST          | ST     | ST       |

### Glass doors

Only universal glass doors available



**N  
E  
W**

|  | CEMENTO  | Front colour | Carcase | Vis. side | W 19 | W 75+100 | XW5/<br>XW6 | Plinth | Shelving |
|--|----------|--------------|---------|-----------|------|----------|-------------|--------|----------|
|  | N170 205 | amber        | *       | ST        | ST   | -        | ST          | ST     | ST       |
|  | N170 096 | basalt dark  | *       | ST        | ST   | -        | ST          | ST     | ST       |
|  | N170 022 | black        | *       | ST        | ST   | -        | ST          | ST     | ST       |
|  | N170 039 | bronze       | *       | ST        | ST   | -        | ST          | ST     | ST       |
|  | N170 040 | light grey   | *       | ST        | ST   | -        | ST          | ST     | ST       |
|  | N170 097 | light oxide  | *       | ST        | ST   | -        | ST          | ST     | ST       |
|  | N170 207 | sand         | *       | ST        | ST   | -        | ST          | ST     | ST       |
|  | N170 118 | steel blue   | *       | ST        | ST   | -        | ST          | ST     | ST       |

### Glass doors

R Framed glass door,  
L Door with vertical side stiles



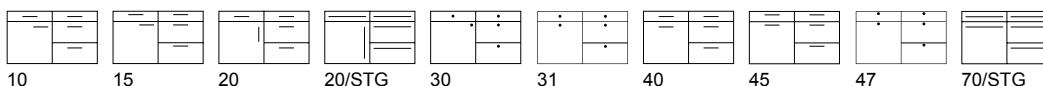
amber      basalt dark      black      bronze



light grey      light oxide      sand      steel blue

Front: Thick-film melamine with concrete texture and feel, 1.0 mm PP edge all around, reverse side in the same colour

### Handle drilling options CEMENTO





**P R E M I U M**

**Glass doors**

G/GA/GM/R Framed glass door,  
L Door with vertical side stiles

| METALL H    | COM        | Front colour                         | Carcase | Vis. side | W 19 | W 75+100 | XW5/<br>XW6 | Plinth | Shelving |
|-------------|------------|--------------------------------------|---------|-----------|------|----------|-------------|--------|----------|
| <b>P233</b> | <b>022</b> | <b>P333 022</b> black, <b>H</b>      | KS      | ST        | ST   | ST       | ST          | ST     | ST       |
| <b>P233</b> | <b>196</b> | <b>P333 196</b> brown, <b>H</b>      | *       | ST        | ST   | ST       | ST          | ST     | ST       |
| <b>P233</b> | <b>060</b> | <b>P333 060</b> dark steel, <b>H</b> | *       | ST        | ST   | ST       | ST          | ST     | ST       |

| METALL V    | COM        | Front colour                         | Carcase | Vis. side | W 19 | W 75+100 | XW5/<br>XW6 | Plinth | Shelving |
|-------------|------------|--------------------------------------|---------|-----------|------|----------|-------------|--------|----------|
| <b>P234</b> | <b>022</b> | <b>P334 022</b> black, <b>V</b>      | KS      | ST        | ST   | ST       | ST          | ST     | ST       |
| <b>P234</b> | <b>196</b> | <b>P334 196</b> brown, <b>V</b>      | *       | ST        | ST   | ST       | ST          | ST     | ST       |
| <b>P234</b> | <b>060</b> | <b>P334 060</b> dark steel, <b>V</b> | *       | ST        | ST   | ST       | ST          | ST     | ST       |




**L I T T E**

**Glass doors**

Only universal glass doors available

| METALL H    | Front colour                    | Carcase | Vis. side | W 19 | W 75+100 | XW5/<br>XW6 | Plinth | Shelving |
|-------------|---------------------------------|---------|-----------|------|----------|-------------|--------|----------|
| <b>L233</b> | <b>022</b> black, <b>H</b>      | *       | ST        | ST   | ST       | ST          | ST     | ST       |
| <b>L233</b> | <b>196</b> brown, <b>H</b>      | *       | ST        | ST   | ST       | ST          | ST     | ST       |
| <b>L233</b> | <b>060</b> dark steel, <b>H</b> | *       | ST        | ST   | ST       | ST          | ST     | ST       |

| METALL V    | Front colour                    | Carcase | Vis. side | W 19 | W 75+100 | XW5/<br>XW6 | Plinth | Shelving |
|-------------|---------------------------------|---------|-----------|------|----------|-------------|--------|----------|
| <b>L234</b> | <b>022</b> black, <b>V</b>      | *       | ST        | ST   | ST       | ST          | ST     | ST       |
| <b>L234</b> | <b>196</b> brown, <b>V</b>      | *       | ST        | ST   | ST       | ST          | ST     | ST       |
| <b>L234</b> | <b>060</b> dark steel, <b>V</b> | *       | ST        | ST   | ST       | ST          | ST     | ST       |



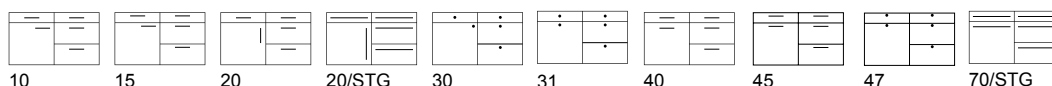
black, **H**      brown, **H**      dark steel, **H**



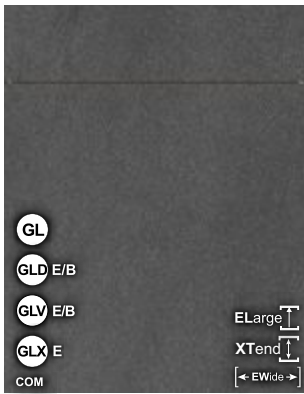
black, **V**      brown, **V**      dark steel, **V**

Front: Thick-film melamine, textured metal effect with **horizontally/vertically running** pattern, 1.0 mm PP edge all around, reverse side identical

Handle drilling options METALL H+V



10      15      20      20/STG      30      31      40      45      47      70/STG



PREMIUM

**Glass doors**

G/GA/GM/R Framed glass door,  
L Door with vertical side stiles

| STONWORK H | COM | Front colour | Carcase | Vis. side | W 19 | W 75+100 | XW5/<br>XW6 | Plinth | Shelving |
|------------|-----|--------------|---------|-----------|------|----------|-------------|--------|----------|
| P169       | 217 | clay, H      | *       | ST        | ST   | ST       | ST          | ST     | ST       |
| P169       | 219 | turmalin, H  | *       | ST        | ST   | ST       | ST          | ST     | ST       |

| STONWORK V | COM | Front colour | Carcase | Vis. side | W 19 | W 75+100 | XW5/<br>XW6 | Plinth | Shelving |
|------------|-----|--------------|---------|-----------|------|----------|-------------|--------|----------|
| P189       | 217 | clay, V      | *       | ST        | ST   | ST       | ST          | ST     | ST       |
| P189       | 219 | turmalin, V  | *       | ST        | ST   | ST       | ST          | ST     | ST       |



LITE

**Glass doors**

Only universal glass doors available

| STONWORK H | Front colour | Carcase     | Vis. side | W 19 | W 75+100 | XW5/<br>XW6 | Plinth | Shelving |
|------------|--------------|-------------|-----------|------|----------|-------------|--------|----------|
| L169       | 217          | clay, H     | *         | ST   | ST       | ST          | ST     | ST       |
| L169       | 219          | turmalin, H | *         | ST   | ST       | ST          | ST     | ST       |

| STONWORK V | Front colour | Carcase     | Vis. side | W 19 | W 75+100 | XW5/<br>XW6 | Plinth | Shelving |
|------------|--------------|-------------|-----------|------|----------|-------------|--------|----------|
| L189       | 217          | clay, V     | *         | ST   | ST       | ST          | ST     | ST       |
| L189       | 219          | turmalin, V | *         | ST   | ST       | ST          | ST     | ST       |



clay, H      turmalin, H

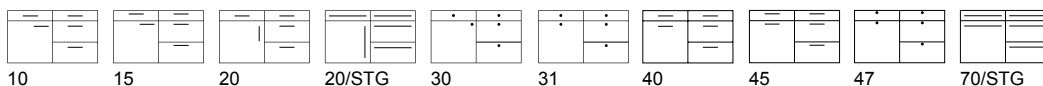


clay, V      turmalin, V

Front: Thick-film melamine with stone structure and feel, 1,0 mm PP-edge all around, reverse side same colour

Handle drilling options

STONWORK H+V






PREMIUM

Glass doors

G/GA/GM/R Framed glass door,  
L Door with vertical side stiles

| SABLE H  | COM      | Front colour | Carcase | Vis. side | W 19 | W 75+100 | XW5/<br>XW6 | Plinth | Shelving |
|----------|----------|--------------|---------|-----------|------|----------|-------------|--------|----------|
| P126 213 | P226 213 | hazel, H     | *       | ST        | ST   | ST       | ST          | ST     | ST       |
| P126 212 | P226 212 | tobac, H     | *       | ST        | ST   | ST       | ST          | ST     | ST       |

| SABLE V  | COM      | Front colour | Carcase | Vis. side | W 19 | W 75+100 | XW5/<br>XW6 | Plinth | Shelving |
|----------|----------|--------------|---------|-----------|------|----------|-------------|--------|----------|
| P127 213 | P227 213 | hazel, V     | *       | ST        | ST   | ST       | ST          | ST     | ST       |
| P127 212 | P227 212 | tobac, V     | *       | ST        | ST   | ST       | ST          | ST     | ST       |




LITE

Glass doors

Only universal glass doors available

| SABLE H  | Front colour | Carcase | Vis. side | W 19 | W 75+100 | XW5/<br>XW6 | Plinth | Shelving |
|----------|--------------|---------|-----------|------|----------|-------------|--------|----------|
| L126 213 | hazel, H     | *       | ST        | ST   | ST       | ST          | ST     | ST       |
| L126 212 | tobac, H     | *       | ST        | ST   | ST       | ST          | ST     | ST       |

| SABLE V  | Front colour | Carcase | Vis. side | W 19 | W 75+100 | XW5/<br>XW6 | Plinth | Shelving |
|----------|--------------|---------|-----------|------|----------|-------------|--------|----------|
| L127 213 | hazel, V     | *       | ST        | ST   | ST       | ST          | ST     | ST       |
| L127 212 | tobac, V     | *       | ST        | ST   | ST       | ST          | ST     | ST       |



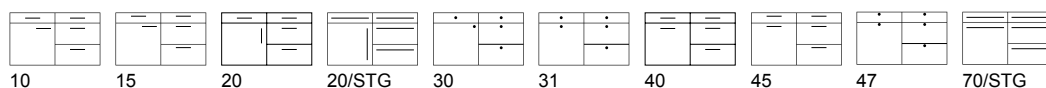
hazel, H      tobac, H



hazel, V      tobac, V

Front: Thick-film melamine with Sable-finish,  
**horizontally/vertically**, with edge all around  
in same finish, reverse side identical

Handle drilling options SABLE H+V




10      15      20      20/STG      30      31      40      45      47      70/STG

# RIGA V



# Melamine



PREMIUM

| RIGA V   | COM      | Front colour | Carcase | Vis. side | W 19 | W75+100 | XW5/<br>XW6 | Plinth | Shelving |
|----------|----------|--------------|---------|-----------|------|---------|-------------|--------|----------|
| P222 313 | P322 313 | hazel, V     | *       | ST        | ST   | ST      | ST          | -      | -        |
| P222 312 | P322 312 | tobac, V     | *       | ST        | ST   | ST      | ST          | -      | -        |
| P222 314 | P322 314 | black, V     | KS      | ST        | ST   | ST      | ST          | -      | -        |
| P222 315 | P322 315 | brown, V     | *       | ST        | ST   | ST      | ST          | -      | -        |

The following combinations are only possible with a program change:


\*Plinth and shelves are only available with the door style METALL/SABLE (without groove)

\*GLD-E/B; GLV-E/B; GLX-E are only available with door style METALL/SABLE (without groove)

Visible sides/panels can be combined with the door style METALL/SABLE, if you would like a design without grooving.

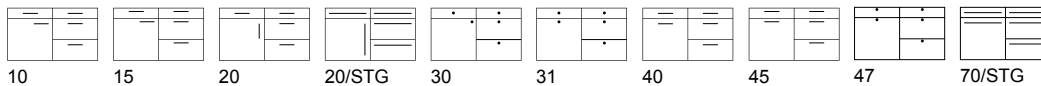
### Glass doors

Only universal glass doors available



Front: Thick-film melamine with **vertically grooving**, colour matching edge all around, reverse side identical

### Handle drilling options RIGA V



# STYLE

# XTR/SMF



PREMIUM

|          |       | Front colour | Carcase | Vis. side | W 19         | W50,<br>75,100 | XW5/<br>XW6  | Plinth | Shelving |
|----------|-------|--------------|---------|-----------|--------------|----------------|--------------|--------|----------|
| P275 402 | STYLE | Extrem black | KS      | XTR       | XTR<br>STXTR | XTR            | XTR<br>STXTR | XTR    | KS       |
| P355 404 | STYLE | Fenix black  | KS      | SMF       | SMF<br>STSMF | SMF            | SMF<br>STSMF | SMF    | KS       |

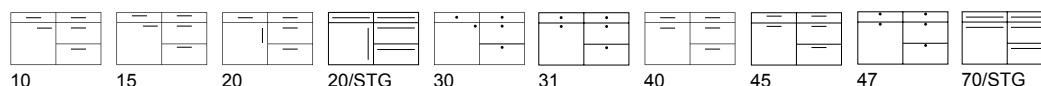
### Glass doors

Only universal glass doors available



Front: Above models with all-round compact-style edge, **W19 panels** available with **same-coloured edge** in XTR/SMF or with fully rounded **compact style-edge (STY)**, see table (STXTR or STSMF)


### Handle drilling options STYLE





**Matt  
door styles**





PREMIUM

| FEELWOOD H COM    | Front colour | Carcase | Vis. side | W 19 | W 75+100 | XW5/<br>XW6 | Plinth | Shelving |
|-------------------|--------------|---------|-----------|------|----------|-------------|--------|----------|
| P118 423 P277 423 | agave, H     | *       | ST        | ST   | ST       | ST          | ST     | ST       |
| P118 422 P277 422 | black, H     | KS      | ST        | ST   | ST       | ST          | ST     | ST       |
| P118 424 P277 424 | carbon, H    | KS      | ST        | ST   | ST       | ST          | ST     | ST       |
| P118 425 P277 425 | londra, H    | KS      | ST        | ST   | ST       | ST          | ST     | ST       |

| FEELWOOD V COM    | Front colour | Carcase | Vis. side | W 19 | W 75+100 | XW5/<br>XW6 | Plinth | Shelving |
|-------------------|--------------|---------|-----------|------|----------|-------------|--------|----------|
| P119 423 P278 423 | agave, V     | *       | ST        | ST   | ST       | ST          | ST     | ST       |
| P119 422 P278 422 | black, V     | KS      | ST        | ST   | ST       | ST          | ST     | ST       |
| P119 424 P278 424 | carbon, V    | KS      | ST        | ST   | ST       | ST          | ST     | ST       |
| P119 425 P278 425 | londra, V    | KS      | ST        | ST   | ST       | ST          | ST     | ST       |

Glass doors

G/GA/GM/R Framed glass door,  
L Door with vertical side stiles




LITE

| FEELWOOD H | Front colour | Carcase | Vis. side | W 19 | W 75+100 | XW5/<br>XW6 | Plinth | Shelving |
|------------|--------------|---------|-----------|------|----------|-------------|--------|----------|
| L118 423   | agave, H     | *       | ST        | ST   | ST       | ST          | ST     | ST       |
| L118 422   | black, H     | *       | ST        | ST   | ST       | ST          | ST     | ST       |
| L118 424   | carbon, H    | KS      | ST        | ST   | ST       | ST          | ST     | ST       |
| L118 425   | londra, H    | *       | ST        | ST   | ST       | ST          | ST     | ST       |

| FEELWOOD V | Front colour | Carcase | Vis. side | W 19 | W 75+100 | XW5/<br>XW6 | Plinth | Shelving |
|------------|--------------|---------|-----------|------|----------|-------------|--------|----------|
| L119 423   | agave, V     | *       | ST        | ST   | ST       | ST          | ST     | ST       |
| L119 422   | black, V     | *       | ST        | ST   | ST       | ST          | ST     | ST       |
| L119 424   | carbon, V    | KS      | ST        | ST   | ST       | ST          | ST     | ST       |
| L119 425   | londra, V    | *       | ST        | ST   | ST       | ST          | ST     | ST       |

Glass doors

Only universal glass doors available



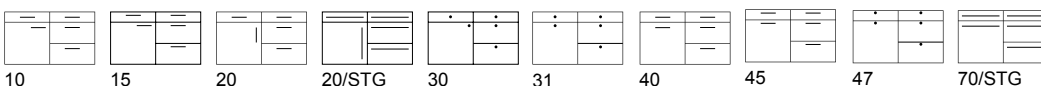
agave, H    black, H    carbon, H    londra, H



agave, V    black, V    carbon, V    londra, V

Front: Feelwood melamine with UV matt-lacquered surface and **anti-fingerprint-overlay**; horizontal/vertical grain pattern, with same matching decor edge all around, same backside but without anti-fingerprint

Handle drilling options FEELWOOD H+V





PREMIUM

Glass doors

Only universal glass doors available

| ONE      | COM      | Front colour | Carcase | Vis. side | W 19 | W 75+100 | XW5/<br>XW6 | Plinth | Shelving |
|----------|----------|--------------|---------|-----------|------|----------|-------------|--------|----------|
| P113 022 | P213 022 | black        | KS      | DL        | DL   | -        | DL          | DL     | KS       |
| P113 095 | P213 095 | grigio       | *       | DL        | DL   | -        | DL          | DL     | KS       |
| P113 024 | P213 024 | cashmere     | KS      | DL        | DL   | -        | DL          | DL     | KS       |
| P113 243 | P213 243 | orion        | KS      | DL        | DL   | -        | DL          | DL     | KS       |



LITE

Glass doors

Only universal glass doors available

| ONE      | Front colour | Carcase | Vis. side | W 19 | W 75+100 | XW5/<br>XW6 | Plinth | Shelving |
|----------|--------------|---------|-----------|------|----------|-------------|--------|----------|
| L113 022 | black        | *       | DL        | DL   | -        | DL          | DL     | KS       |
| L113 095 | grigio       | *       | DL        | DL   | -        | DL          | DL     | KS       |
| L113 024 | cashmere     | *       | DL        | DL   | -        | DL          | DL     | KS       |
| L113 243 | orion        | *       | DL        | DL   | -        | DL          | DL     | KS       |



NEW

Glass doors

Only universal glass doors available

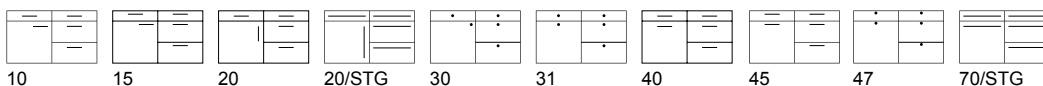
| ONE      | Front colour | Carcase | Vis. side | W 19 | W 75+100 | XW5/<br>XW6 | Plinth | Shelving |
|----------|--------------|---------|-----------|------|----------|-------------|--------|----------|
| N113 022 | black        | *       | DL        | DL   | -        | DL          | DL     | KS       |
| N113 095 | grigio       | *       | DL        | DL   | -        | DL          | DL     | KS       |
| N113 024 | cashmere     | *       | DL        | DL   | -        | DL          | DL     | KS       |
| N113 243 | orion        | *       | DL        | DL   | -        | DL          | DL     | KS       |



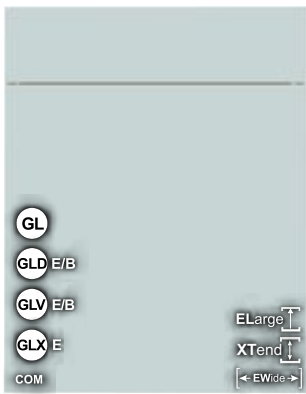
black grigio cashmere orion

Front: Single layer UV matt lacquered **surface on particle board with antifingerprint coating**, 1,0 mm PP-edging all around, reverse side identical

Handle drilling options ONE




10 15 20 20/STG 30 31 40 45 47 70/STG



**Glass doors**  
L Door with vertical side stiles

| OPACO    | COM      | Front colour     | Carcase | Vis. side | W 19 | W50, 75,100 | XW5/ XW6 | Plinth | Shelving |
|----------|----------|------------------|---------|-----------|------|-------------|----------|--------|----------|
| P232 138 | P332 138 | agave            | *       | UVM       | UVM  | -           | UVM      | UVM    | -        |
| P232 250 | P332 250 | aqua             | *       | UVM       | UVM  | -           | UVM      | UVM    | -        |
| P232 006 | P332 006 | bianco           | KS      | UVM       | UVM  | -           | UVM      | UVM    | KS       |
| P232 022 | P332 022 | black            | KS      | UVM       | UVM  | -           | UVM      | UVM    | KS       |
| P232 063 | P332 063 | carbon           | KS      | UVM       | UVM  | -           | UVM      | UVM    | KS       |
| P232 129 | P332 129 | crush gold       | *       | UVM       | UVM  | -           | UVM      | UVM    | -        |
| P232 123 | P332 123 | dolphin          | KS      | UVM       | UVM  | -           | UVM      | UVM    | KS       |
| P232 014 | P332 014 | fango            | -       | UVM       | UVM  | -           | UVM      | UVM    | KS       |
| P232 017 | P332 017 | graphite         | KS      | UVM       | UVM  | -           | UVM      | UVM    | KS       |
| P232 024 | P332 024 | cashmere         | KS      | UVM       | UVM  | -           | UVM      | UVM    | KS       |
| P232 064 | P332 064 | pebble-grey      | KS      | UVM       | UVM  | -           | UVM      | UVM    | KS       |
| P232 251 | P332 251 | laguna           | *       | UVM       | UVM  | -           | UVM      | UVM    | -        |
| P232 044 | P332 044 | londra           | KS      | UVM       | UVM  | -           | UVM      | UVM    | KS       |
| P232 111 | P332 111 | ocean            | *       | UVM       | UVM  | -           | UVM      | UVM    | -        |
| P232 128 | P332 128 | slate            |         | UVM       | UVM  | -           | UVM      | UVM    | KS       |
| P232 101 | P332 101 | snow             | KS      | UVM       | UVM  | -           | UVM      | UVM    | KS       |
| P232 109 | P332 109 | steel gold-brown | *       | UVM       | UVM  | -           | UVM      | UVM    | -        |



**Glass doors**  
Only universal glass doors available

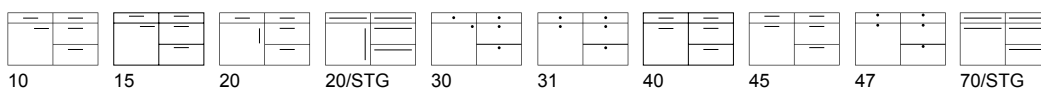
| OPACO    | Front colour     | Carcase | Vis. side | W 19 | W50, 75,100 | XW5/ XW6 | Plinth | Shelving |
|----------|------------------|---------|-----------|------|-------------|----------|--------|----------|
| L232 138 | agave            | *       | UVM       | UVM  | -           | UVM      | UVM    | -        |
| L232 250 | aqua             | *       | UVM       | UVM  | -           | UVM      | UVM    | -        |
| L232 006 | bianco           | KS      | UVM       | UVM  | -           | UVM      | UVM    | KS       |
| L232 022 | black            | *       | UVM       | UVM  | -           | UVM      | UVM    | KS       |
| L232 063 | carbon           | KS      | UVM       | UVM  | -           | UVM      | UVM    | KS       |
| L232 129 | crush gold       | *       | UVM       | UVM  | -           | UVM      | UVM    | -        |
| L232 123 | dolphin          | KS      | UVM       | UVM  | -           | UVM      | UVM    | KS       |
| L232 014 | fango            | *       | UVM       | UVM  | -           | UVM      | UVM    | KS       |
| L232 017 | graphite         | *       | UVM       | UVM  | -           | UVM      | UVM    | KS       |
| L232 024 | cashmere         | *       | UVM       | UVM  | -           | UVM      | UVM    | KS       |
| L232 064 | pebble-grey      | *       | UVM       | UVM  | -           | UVM      | UVM    | KS       |
| L232 251 | laguna           | *       | UVM       | UVM  | -           | UVM      | UVM    | -        |
| L232 044 | londra           | *       | UVM       | UVM  | -           | UVM      | UVM    | KS       |
| L232 111 | ocean            | *       | UVM       | UVM  | -           | UVM      | UVM    | -        |
| L232 128 | slate            | KS      | UVM       | UVM  | -           | UVM      | UVM    | KS       |
| L232 101 | snow             | *       | UVM       | UVM  | -           | UVM      | UVM    | KS       |
| L232 109 | steel gold-brown | *       | UVM       | UVM  | -           | UVM      | UVM    | -        |

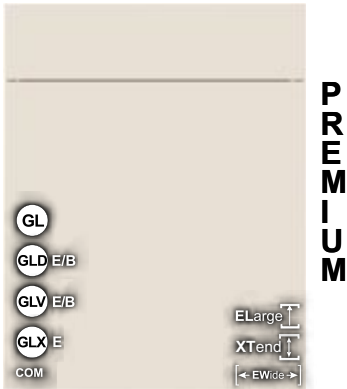


Front: Multi-layer UV matt lacquered surface with **anti-fingerprint overlay**, 1.0 mm zero joint edge all around, reverse side in the same colour

**Note:**  
19 mm panels UV lacquered on the one side, reverse side in the same colour

Handle drilling options OPACO





**P  
R  
E  
M  
I  
U  
M**

**Glass doors**

L Door with vertical side stiles

| FROST    | COM      | Front colour | Carcase | Vis. side | W 19 | W50, 75,100 | XW5/ XW6 | Plinth | Shelving |
|----------|----------|--------------|---------|-----------|------|-------------|----------|--------|----------|
| P111 006 | P221 006 | bianco       | KS      | SM        | SM   | SM          | SM       | SM     | SM       |
| P111 090 | P221 090 | magnolia     | KS      | SM        | SM   | SM          | SM       | SM     | SM       |
| P111 007 | P221 007 | optiwhite    | KS      | SM        | SM   | SM          | SM       | SM     | SM       |
| P111 244 | P221 244 | shell        | KS      | SM        | SM   | SM          | SM       | SM     | SM       |




**L  
I  
T  
E**

**Glass doors**

Only universal glass doors available

| FROST    | Front colour | Carcase | Vis. side | W 19 | W50, 75,100 | XW5/ XW6 | Plinth | Shelving |
|----------|--------------|---------|-----------|------|-------------|----------|--------|----------|
| L111 006 | bianco       | KS      | SM        | SM   | SM          | SM       | SM     | SM       |
| L111 090 | magnolia     | *       | SM        | SM   | SM          | SM       | SM     | SM       |
| L111 007 | optiwhite    | *       | SM        | SM   | SM          | SM       | SM     | SM       |
| L111 244 | shell        | *       | SM        | SM   | SM          | SM       | SM     | SM       |



**N  
E  
W**

**Glass doors**

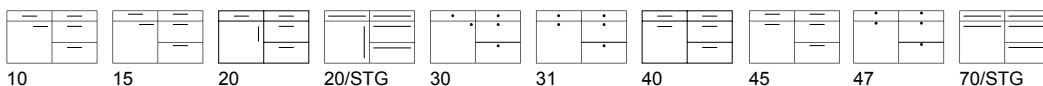
L Door with vertical side stiles

| FROST    | Front colour | Carcase | Vis. side | W 19 | W50, 75,100 | XW5/ XW6 | Plinth | Shelving |
|----------|--------------|---------|-----------|------|-------------|----------|--------|----------|
| N111 006 | bianco       | KS      | SM        | SM   | -           | SM       | SM     | SM       |
| N111 090 | magnolia     | *       | SM        | SM   | -           | SM       | SM     | SM       |
| N111 007 | optiwhite    | *       | SM        | SM   | -           | SM       | SM     | SM       |
| N111 244 | shell        | *       | SM        | SM   | -           | SM       | SM     | SM       |




Front: HPL matt, with zero joint edge all around, reverse side in the same colour

**Handle drilling options FROST**



# EXTREM

# HPL matt



| EXTREM   | COM      | Front colour | Carcase | Vis. side | W 19 | W50, 75,100 | XW5/XW6 | Plinth | Shelving |
|----------|----------|--------------|---------|-----------|------|-------------|---------|--------|----------|
| P385 022 | P485 022 | black        | KS      | XTR       | XTR  | XTR         | XTR     | XTR    | KS       |
| P385 017 | P485 017 | graphite     | KS      | XTR       | XTR  | XTR         | XTR     | XTR    | KS       |
| P385 044 | P485 044 | londra       | KS      | XTR       | XTR  | XTR         | XTR     | XTR    | KS       |
| P385 007 | P485 007 | optiwhite    | KS      | XTR       | XTR  | XTR         | XTR     | XTR    | KS       |
| P385 243 | P485 243 | orion        | KS      | XTR       | XTR  | XTR         | XTR     | XTR    | KS       |
| P385 244 | P485 244 | shell        | KS      | XTR       | XTR  | XTR         | XTR     | XTR    | KS       |
| P385 101 | P485 101 | snow         | KS      | XTR       | XTR  | XTR         | XTR     | XTR    | KS       |

## Glass doors

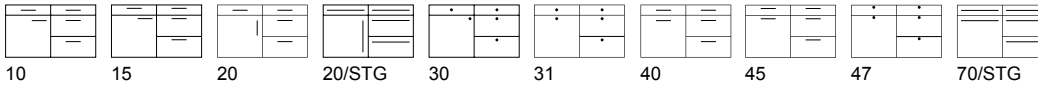
L Door with vertical side stiles



Front: HPL front with extremely matt surface and **anti-fingerprint overlay** with enormous depth of colour, 1.0 mm zero joint edge all around, reverse side in the same colour


## Handle drilling options

## EXTREM



# URBAN


# HPL soft cement



| URBAN    | COM      | Front colour | Carcase | Vis. side | W 19 | W50, 75,100 | XW5/XW6 | Plinth | Shelving |
|----------|----------|--------------|---------|-----------|------|-------------|---------|--------|----------|
| P265 062 | P365 062 | cement white | *       | SZ        | SZ   | SZ          | SZ      | SZ     | -        |

## Glass doors

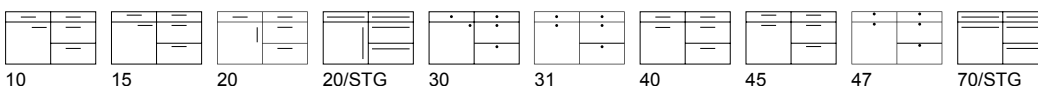
L Door with vertical side stiles

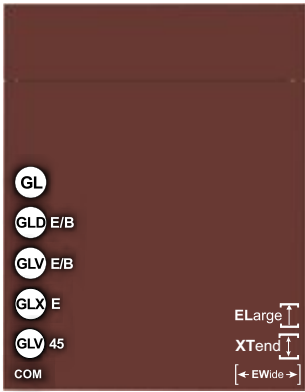


Front: HPL matt with cement texture and PP edge all around, reverse side identical

## Handle drilling options

## URBAN







Glass doors

L Door with vertical side stiles

| FENIX    | COM      | Front colour  | Carcase | Vis. side | W 19   | W 50   | XW5/<br>XW6 | Plinth | Shelving |
|----------|----------|---------------|---------|-----------|--------|--------|-------------|--------|----------|
| P310 006 | P510 006 | bianco        | KS      | SM/SMF    | SM/SMF | SM/SMF | SMF         | SM/SMF | SM       |
| P310 022 | P510 022 | black         | KS      | SMF       | SMF    | SMF    | SMF         | SMF    | -        |
| P310 134 | P510 134 | bromo         | *       | SMF       | SMF    | SMF    | SMF         | SMF    | -        |
| P310 135 | P510 135 | cacao         | *       | SMF       | SMF    | SMF    | SMF         | SMF    | -        |
| P310 091 | P510 091 | lightgrey     | *       | SMF       | SMF    | SMF    | SMF         | SMF    | -        |
| P310 034 | P510 034 | kos white     | KS      | SM/SMF    | SM/SMF | SM/SMF | SMF         | SM/SMF | SM       |
| P310 044 | P510 044 | londra        | KS      | SMF       | SMF    | SMF    | SMF         | SMF    | -        |
| P310 110 | P510 110 | midnight blue | *       | SMF       | SMF    | SMF    | SMF         | SMF    | -        |
| P310 007 | P510 007 | optiwhite     | KS      | SM/SMF    | SM/SMF | SM/SMF | SMF         | SM/SMF | SM       |
| P310 136 | P510 136 | rosso         | *       | SMF       | SMF    | SMF    | SMF         | SMF    | -        |
| P310 137 | P510 137 | verde         | *       | SMF       | SMF    | SMF    | SMF         | SMF    | -        |



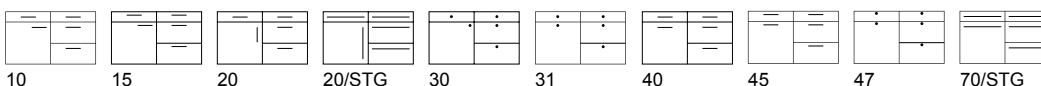
Front: HPL matt with outstanding characteristics, with zero joint edge all around, reverse side in the same colour



SPECIAL FEATURES OF FENIX

Lightfast, wipe-proof, resistant to acidic cleaning agents, Nanotech coating, extremely matt surface, soft touch, anti-fingerprint, antibacterial, antistatic, resistant to scratches and abrasions, scratches can be removed using a dirt eraser or hot iron at 80°C.

Handle drilling options FENIX





# ART-GLAS MATT

# Matt acrylic




PREMIUM

| ART-GLAS MATT | Front colour | Carcase        | Vis. side | W 19 | W50, 75,100 | XW5/XW6 | Plinth | Shelving       |
|---------------|--------------|----------------|-----------|------|-------------|---------|--------|----------------|
| P383 179      | aureo        | KS pebble-grey | ACM       | ACM* | -           | ACM     | ACM    | KS pebble-grey |
| P383 006      | bianco       | KS bianco      | ACM       | ACM* | -           | ACM     | ACM    | KS bianco      |
| P383 022      | black        | KS black       | ACM       | ACM* | -           | ACM     | ACM    | KS black       |
| P383 017      | graphite     | KS graphite    | ACM       | ACM* | -           | ACM     | ACM    | KS graphite    |
| P383 181      | luminoso     | *              | ACM       | ACM* | -           | ACM     | ACM    | -              |
| P383 180      | opale        | *              | ACM       | ACM* | -           | ACM     | ACM    | -              |
| P383 101      | snow         | KS snow        | ACM       | ACM* | -           | ACM     | ACM    | KS snow        |
| P383 188      | terricio     | *              | ACM       | ACM* | -           | ACM     | ACM    | -              |
| P383 187      | titanio      | *              | ACM       | ACM* | -           | ACM     | ACM    | -              |

**SPECIAL FEATURES OF ART-GLAS MATT:**  
 - super-matt surface  
 - 50% lighter  
 - 10x more breakproof than real glass  
 - high scratch-resistance  
 - easy to clean on account of nano properties  
 - TÜV-approved  
 - drillable

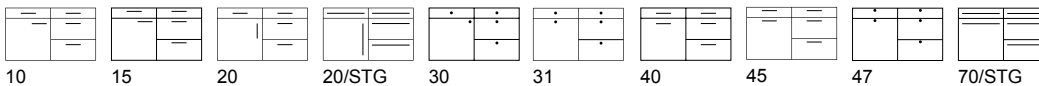
\*Side panels only available with acrylic on one side, reverse side in same colour!

**Glass doors**  
 Only universal glass doors available



Front: ART-GLAS MATT front in high-quality acrylic with chamfered matt edge, reverse side in same colour.

Handle drilling options ART-GLAS MATT



# EFFECTO

# Metallic matt lacquered




PREMIUM

| EFFECTO  | COM      | Front colour | Carcase | Vis. side | W 19 | W50+100 | XW5/XW6 | Plinth | Shelving |
|----------|----------|--------------|---------|-----------|------|---------|---------|--------|----------|
| P506 182 | P606 182 | bronze dark  | *       | LM        | LM   | LM      | LM      | LM     | -        |
| P506 186 | P606 186 | bronze light | *       | LM        | LM   | LM      | LM      | LM     | -        |
| P506 183 | P606 183 | silver       | *       | LM        | LM   | LM      | LM      | LM     | -        |
| P506 184 | P606 184 | titanium     | *       | LM        | LM   | LM      | LM      | LM     | -        |

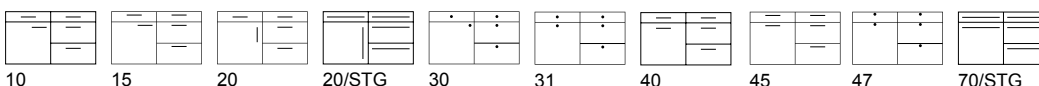
**EVERY FRONT A UNIQUE ONE-OFF**


The Eye-catcher is a door style with a surface design with a special-effect lacquer finish which is largely produced by hand. Differences in the sanding pattern or shading, possibly having the effect that the colour shade appears to vary across the front, are no coincidence, but are desired and intended. Solely this method of working and application lends your furniture its unique character and charisma.



Front: Matt lacquered front with metallic-effect surface and 2 mm radius on all four sides, reverse side colour-matched

Handle drilling options EFFECTO





P  
R  
E  
M  
I  
U  
M

### Glass doors

L Door with vertical side stiles

| LUNA R2     | COM | Front colour    | Carcase | Vis. side | W 19 | W 50  | XW5/<br>XW6 | Plinth | Shelving |       |    |
|-------------|-----|-----------------|---------|-----------|------|-------|-------------|--------|----------|-------|----|
| <b>P219</b> | 101 | <b>P319</b>     | 101     | snow      | KS   | UM/ML | UM/ML       | ML     | ML       | UM/ML | UM |
| LUNA R2 RAL |     | Front colour    | Carcase | Vis. side | W 19 | W 50  | XW5/<br>XW6 | Plinth | Shelving |       |    |
| <b>P293</b> | 000 | RAL/Sikkens/NCS | *       | ML        | ML   | ML    | ML          | ML     | ML       | -     |    |

Luna RAL-COM is not available!




L  
I  
T  
E

### Glass doors

Only universal glass doors available

| LUNA R2     |     | Front colour | Carcase | Vis. side | W 19  | W 50 | XW5/<br>XW6 | Plinth | Shelving |
|-------------|-----|--------------|---------|-----------|-------|------|-------------|--------|----------|
| <b>L219</b> | 101 | snow         | *       | UM/ML     | UM/ML | ML   | ML          | UM/ML  | UM       |



snow



RAL/Sikkens/  
NCS colours

All RAL/Sikkens/NCS colours available.

Individual parts only available on request  
and at extra charge!  
No metallic colours available!

Please place repeat orders for RAL fronts within 6 months  
in order to avoid a difference in colour.

Front: Matt lacquered,  
2 mm radius to all four sides, reverse side in the same colour

XTend XTend doors with metal strip  
at the bottom of the door

### Handle drilling options LUNA R2 + RAL



10



15



20



20/STG



30



31



40



45



47



70/STG




PREMIUM

**Glass doors**

G/GA/GM/R Framed door,  
L Door with vertical side stiles

| LUNA MICRON | COM      | Front colour        | Carcase | Vis. side | WWR 19 | W 50 | XW5/<br>XW6 | Plinth | Shelving |
|-------------|----------|---------------------|---------|-----------|--------|------|-------------|--------|----------|
| P311 006    | P471 006 | bianco              | KS      | MLMi      | MLMi   | MLMi | MLMi        | MLMi   | KS       |
| P311 022    | P471 022 | black               | KS      | MLMi      | MLMi   | MLMi | MLMi        | MLMi   | KS       |
| P311 063    | P471 063 | carbon              | KS      | MLMi      | MLMi   | MLMi | MLMi        | MLMi   | KS       |
| P311 017    | P471 017 | graphite            | KS      | MLMi      | MLMi   | MLMi | MLMi        | MLMi   | KS       |
| P311 024    | P471 024 | cashmere            | KS      | MLMi      | MLMi   | MLMi | MLMi        | MLMi   | KS       |
| P311 064    | P471 064 | pebble-grey         | KS      | MLMi      | MLMi   | MLMi | MLMi        | MLMi   | KS       |
| P311 044    | P471 044 | londra              | KS      | MLMi      | MLMi   | MLMi | MLMi        | MLMi   | KS       |
| P311 208    | P471 208 | marone              | *       | MLMi      | MLMi   | MLMi | MLMi        | MLMi   | -        |
| P311 110    | P471 110 | midnight blue       | *       | MLMi      | MLMi   | MLMi | MLMi        | MLMi   | -        |
| P311 112    | P471 112 | moos                | *       | MLMi      | MLMi   | MLMi | MLMi        | MLMi   | -        |
| P311 032    | P471 032 | olive               | *       | MLMi      | MLMi   | MLMi | MLMi        | MLMi   | -        |
| P311 243    | P471 243 | orion               | KS      | MLMi      | MLMi   | MLMi | MLMi        | MLMi   | KS       |
| P311 209    | P471 209 | seta                | *       | MLMi      | MLMi   | MLMi | MLMi        | MLMi   | -        |
| P311 244    | P471 244 | shell               | KS      | MLMi      | MLMi   | MLMi | MLMi        | MLMi   | KS       |
| P311 101    | P471 101 | snow                | KS      | MLMi      | MLMi   | MLMi | MLMi        | MLMi   | KS       |
| P311 113    | P471 113 | fir green           | *       | MLMi      | MLMi   | MLMi | MLMi        | MLMi   | -        |
| P311 210    | P471 210 | urbano              | *       | MLMi      | MLMi   | MLMi | MLMi        | MLMi   | -        |
| <b>RAL</b>  |          |                     |         |           |        |      |             |        |          |
| P503 000    |          | RAL-, Sikkens-, NCS | *       | MLMi      | MLMi   | MLMi | MLMi        | MLMi   | -        |

Luna Micron RAL-COM is not available!



Front: Micron-textured lacquer on MDF with 2 mm radius, reverse side in the same colour

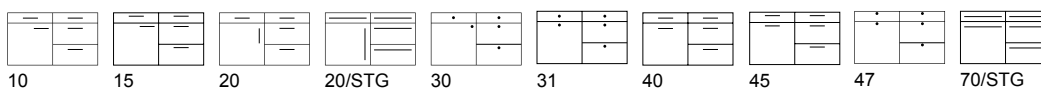


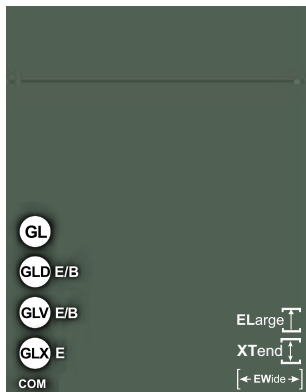
All RAL/Sikkens/NCS colours available.  
Individual parts only available on request and at extra charge!  
No metallic colours available!

Please place repeat orders for RAL fronts within 6 months in order to avoid a difference in colour.

Handle drilling options

LUNA MICRON





P  
R  
E  
M  
I  
U  
M

### Glass doors

G/GA/GM/R Framed glass door, L Door with vertical side stiles

| LUNA SOFT | COM      | Front colour  | Carcase | Vis. side | W/WR 19 | W 50 | XW5/<br>XW6 | Plinth | Shelving |
|-----------|----------|---------------|---------|-----------|---------|------|-------------|--------|----------|
| P340 006  | P540 006 | bianco        | KS      | MLSO      | MLSO    | MLSO | MLSO        | MLSO   | KS       |
| P340 022  | P540 022 | black         | KS      | MLSO      | MLSO    | MLSO | MLSO        | MLSO   | KS       |
| P340 063  | P540 063 | carbon        | KS      | MLSO      | MLSO    | MLSO | MLSO        | MLSO   | KS       |
| P340 017  | P540 017 | graphite      | KS      | MLSO      | MLSO    | MLSO | MLSO        | MLSO   | KS       |
| P340 024  | P540 024 | cashmere      | KS      | MLSO      | MLSO    | MLSO | MLSO        | MLSO   | KS       |
| P340 064  | P540 064 | pebble-grey   | KS      | MLSO      | MLSO    | MLSO | MLSO        | MLSO   | KS       |
| P340 044  | P540 044 | londra        | KS      | MLSO      | MLSO    | MLSO | MLSO        | MLSO   | KS       |
| P340 208  | P540 208 | marone        | *       | MLSO      | MLSO    | MLSO | MLSO        | MLSO   | -        |
| P340 110  | P540 110 | midnight blue | *       | MLSO      | MLSO    | MLSO | MLSO        | MLSO   | -        |
| P340 112  | P540 112 | moos          | *       | MLSO      | MLSO    | MLSO | MLSO        | MLSO   | -        |
| P340 032  | P540 032 | olive         | *       | MLSO      | MLSO    | MLSO | MLSO        | MLSO   | -        |
| P340 243  | P540 243 | orion         | KS      | MLSO      | MLSO    | MLSO | MLSO        | MLSO   | KS       |
| P340 209  | P540 209 | seta          | *       | MLSO      | MLSO    | MLSO | MLSO        | MLSO   | -        |
| P340 244  | P540 244 | shell         | KS      | MLSO      | MLSO    | MLSO | MLSO        | MLSO   | KS       |
| P340 101  | P540 101 | snow          | KS      | MLSO      | MLSO    | MLSO | MLSO        | MLSO   | KS       |
| P340 113  | P540 113 | fir green     | *       | MLSO      | MLSO    | MLSO | MLSO        | MLSO   | -        |
| P340 210  | P540 210 | urbano        | *       | MLSO      | MLSO    | MLSO | MLSO        | MLSO   | -        |

### Features of anti-fingerprint matt lacquer:

- ultra-matt appearance
- pleasant velvety soft feel
- anti-reflective
- absolutely fingerprint-proof

### Note:

- Lacquer is impact-resistant to a limited extent only!



bianco black carbon graphite cashmere pebble-grey londra marone midnight blue

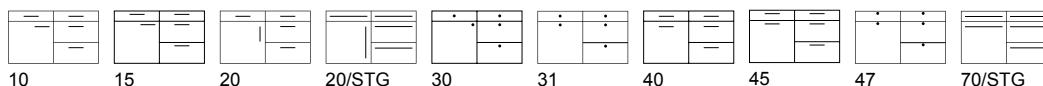


moss olive orion seta shell snow fir green urbano

Front: matt lacquer with **anti-fingerprint** protection on MDF with 2 mm radius, reverse side in the same colour

### Handle drilling options

### LUNA SOFT



10 15 20 20/STG 30 31 40 45 47 70/STG



PREMIUM

### Glass doors

R Framed glass door  
Framed door up to max.1690 mm  
from one piece

| INSPIRATION SOFT | Front colour  | Carcase | Vis. side | W/WR 19 | W 50 | KL/LL | Plinth | Shelving |
|------------------|---------------|---------|-----------|---------|------|-------|--------|----------|
| P423 006         | bianco        | KS      | MLSO      | MLSO    | MLSO | -     | MLSO   | KS       |
| P423 022         | black         | KS      | MLSO      | MLSO    | MLSO | -     | MLSO   | KS       |
| P423 063         | carbon        | KS      | MLSO      | MLSO    | MLSO | -     | MLSO   | KS       |
| P423 017         | graphite      | KS      | MLSO      | MLSO    | MLSO | -     | MLSO   | KS       |
| P423 024         | cashmere      | KS      | MLSO      | MLSO    | MLSO | -     | MLSO   | KS       |
| P423 064         | pebble-grey   | KS      | MLSO      | MLSO    | MLSO | -     | MLSO   | KS       |
| P423 044         | londra        | KS      | MLSO      | MLSO    | MLSO | -     | MLSO   | KS       |
| P423 208         | marone        | *       | MLSO      | MLSO    | MLSO | -     | MLSO   | -        |
| P423 110         | midnight blue | *       | MLSO      | MLSO    | MLSO | -     | MLSO   | -        |
| P423 112         | moss          | *       | MLSO      | MLSO    | MLSO | -     | MLSO   | -        |
| P423 032         | olive         | *       | MLSO      | MLSO    | MLSO | -     | MLSO   | -        |
| P423 243         | orion         | KS      | MLSO      | MLSO    | MLSO | -     | MLSO   | KS       |
| P423 209         | seta          | *       | MLSO      | MLSO    | MLSO | -     | MLSO   | -        |
| P423 244         | shell         | KS      | MLSO      | MLSO    | MLSO | -     | MLSO   | KS       |
| P423 101         | snow          | KS      | MLSO      | MLSO    | MLSO | -     | MLSO   | KS       |
| P423 113         | fir green     | *       | MLSO      | MLSO    | MLSO | -     | MLSO   | -        |
| P423 210         | urbano        | *       | MLSO      | MLSO    | MLSO | -     | MLSO   | -        |

### Features of anti-fingerprint matt lacquer:


- ultra-matt appearance
- pleasant velvety soft feel
- anti-reflective
- absolutely fingerprint-proof

### Note:

- **Lacquer is impact-resistant to a limited extent only!**
- Front shaped side panels are only available in smooth version, please order matching colours from the Luna programme



bianco    black    carbon    graphite    cashmere    pebble-grey    londra    marone    midnight blue

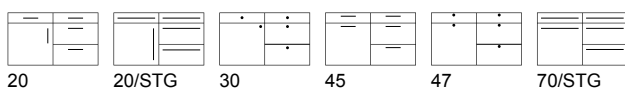


moss    olive    orion    seta    shell    snow    fir green    urbano

Front: matt lacquer with **anti-fingerprint** protection as single frame with 45° chamfer on MDF with 2 mm radius, reverse in same colour

### Handle drilling options

### INSPIRATION SOFT





**Glass doors**  
 R Framed glass door  
 Framed door up to max. 1690 mm  
 from one piece

| ELEGANCE SOFT | Front colour  | Carcase | Vis. side | W/WR 19 | W 50 | KL/LL | Plinth | Shelving |
|---------------|---------------|---------|-----------|---------|------|-------|--------|----------|
| P424 006      | bianco        | KS      | MLSO      | MLSO    | MLSO | -     | MLSO   | KS       |
| P424 022      | black         | KS      | MLSO      | MLSO    | MLSO | -     | MLSO   | KS       |
| P424 063      | carbon        | KS      | MLSO      | MLSO    | MLSO | -     | MLSO   | KS       |
| P424 017      | graphite      | KS      | MLSO      | MLSO    | MLSO | -     | MLSO   | KS       |
| P424 024      | cashmere      | KS      | MLSO      | MLSO    | MLSO | -     | MLSO   | KS       |
| P424 064      | pebble-grey   | KS      | MLSO      | MLSO    | MLSO | -     | MLSO   | KS       |
| P424 044      | londra        | KS      | MLSO      | MLSO    | MLSO | -     | MLSO   | KS       |
| P424 208      | marone        | *       | MLSO      | MLSO    | MLSO | -     | MLSO   | -        |
| P424 110      | midnight blue | *       | MLSO      | MLSO    | MLSO | -     | MLSO   | -        |
| P424 112      | moss          | *       | MLSO      | MLSO    | MLSO | -     | MLSO   | -        |
| P424 032      | olive         | *       | MLSO      | MLSO    | MLSO | -     | MLSO   | -        |
| P424 243      | orion         | KS      | MLSO      | MLSO    | MLSO | -     | MLSO   | KS       |
| P424 209      | seta          | *       | MLSO      | MLSO    | MLSO | -     | MLSO   | -        |
| P424 244      | shell         | KS      | MLSO      | MLSO    | MLSO | -     | MLSO   | KS       |
| P424 101      | snow          | KS      | MLSO      | MLSO    | MLSO | -     | MLSO   | KS       |
| P424 113      | fir green     | *       | MLSO      | MLSO    | MLSO | -     | MLSO   | -        |
| P424 210      | urbano        | *       | MLSO      | MLSO    | MLSO | -     | MLSO   | -        |

**Features of anti-fingerprint matt lacquer:**

- ultra-matt appearance
- pleasant velvety soft feel
- anti-reflective
- absolutely fingerprint-proof

**Note:**

- **Lacquer is impact-resistant to a limited extent only!**
- Front shaped side panels are only available in smooth version, please order matching colours from the Luna programme



bianco    black    carbon    graphite    cashmere    pebble-grey    londra    marone    midnight blue

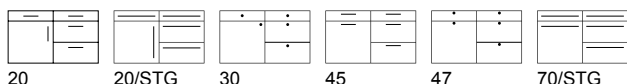


moss    olive    orion    seta    shell    snow    fir green    urbano

Front: matt lacquer with **anti-fingerprint** protection as double frame on MDF with 2 mm radius, reverse in same colour

**Handle drilling options**

**ELEGANCE SOFT**



20    20/STG    30    45    47    70/STG



P  
R  
E  
M  
I  
U  
M



**UNO**  
One vertical groove  
in the middle



**R15**  
Vertical groove spacing  
150 mm  
**Note:**  
The following front widths  
have special groove  
spacings:  
40+80 cm = 132 mm  
50+100 cm = 165 mm



**R20**  
Vertical groove spacing  
200 mm  
**Note:**  
The following front widths  
have special groove  
spacings:  
30 cm = 148 mm  
45+90 cm = 223 mm  
50 cm = 248 mm

**Glass doors**

R Framed glass door,  
L Door with vertical side stiles


**Features of anti-fingerprint matt lacquer:**

- ultra-matt appearance
- pleasant velvety soft feel
- anti-reflective
- absolutely fingerprint-proof

**Note:**

- **Lacquer is impact-resistant to a limited extent only!**
- Front shaped side panels are only available in smooth version, please order matching colours from the Luna programme

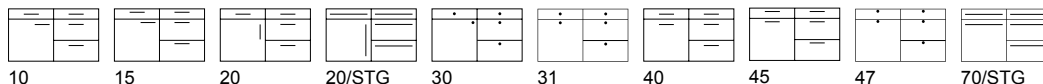
| ZERO     | UNO      | R15      | R20      | Front colour  | Carcase | Vis. side | W/WR 19 | W 50 | KL/LL | Plinth | Shelving |
|----------|----------|----------|----------|---------------|---------|-----------|---------|------|-------|--------|----------|
| P312 006 | P313 006 | P314 006 | P315 006 | bianco        | KS      | MLSO      | MLSO    | MLSO | -     | MLSO   | KS       |
| P312 022 | P313 022 | P314 022 | P315 022 | black         | KS      | MLSO      | MLSO    | MLSO | -     | MLSO   | KS       |
| P312 063 | P313 063 | P314 063 | P315 063 | carbon        | KS      | MLSO      | MLSO    | MLSO | -     | MLSO   | KS       |
| P312 017 | P313 017 | P314 017 | P315 017 | graphite      | KS      | MLSO      | MLSO    | MLSO | -     | MLSO   | KS       |
| P312 024 | P313 024 | P314 024 | P315 024 | cashmere      | KS      | MLSO      | MLSO    | MLSO | -     | MLSO   | KS       |
| P312 064 | P313 064 | P314 064 | P315 064 | pebble-grey   | KS      | MLSO      | MLSO    | MLSO | -     | MLSO   | KS       |
| P312 044 | P313 044 | P314 044 | P315 044 | londra        | KS      | MLSO      | MLSO    | MLSO | -     | MLSO   | KS       |
| P312 208 | P313 208 | P314 208 | P315 208 | marone        | *       | MLSO      | MLSO    | MLSO | -     | MLSO   | -        |
| P312 110 | P313 110 | P314 110 | P315 110 | midnight blue | *       | MLSO      | MLSO    | MLSO | -     | MLSO   | -        |
| P312 112 | P313 112 | P314 112 | P315 112 | moos          | *       | MLSO      | MLSO    | MLSO | -     | MLSO   | -        |
| P312 032 | P313 032 | P314 032 | P315 032 | olive         | *       | MLSO      | MLSO    | MLSO | -     | MLSO   | -        |
| P312 243 | P313 243 | P314 243 | P315 243 | orion         | KS      | MLSO      | MLSO    | MLSO | -     | MLSO   | KS       |
| P312 209 | P313 209 | P314 209 | P315 209 | seta          | *       | MLSO      | MLSO    | MLSO | -     | MLSO   | -        |
| P312 244 | P313 244 | P314 244 | P315 244 | shell         | KS      | MLSO      | MLSO    | MLSO | -     | MLSO   | KS       |
| P312 101 | P313 101 | P314 101 | P315 101 | snow          | KS      | MLSO      | MLSO    | MLSO | -     | MLSO   | KS       |
| P312 113 | P313 113 | P314 113 | P315 113 | fir green     | *       | MLSO      | MLSO    | MLSO | -     | MLSO   | -        |
| P312 210 | P313 210 | P314 210 | P315 210 | urbano        | *       | MLSO      | MLSO    | MLSO | -     | MLSO   | -        |



Front: Matt lacquer anti-fingerprint,  
outside with beading, Uno/R15/R20  
models with fine grooving,  
reverse side in same colour.

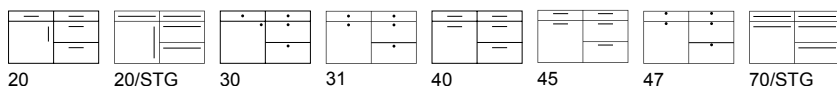
Handle drilling options

MILA SOFT ZERO



Handle drilling options

MILA SOFT UNO/R15/R20







**High-gloss  
door styles**



PREMIUM

**Glass doors**

L Door with vertical side stiles

|        | LUCE            | COM             | Front colour | Carcase | Vis. side | W 19    | W50,<br>75,100 | XW5/<br>XW6 | Plinth | Shelving |
|--------|-----------------|-----------------|--------------|---------|-----------|---------|----------------|-------------|--------|----------|
| GLV 45 | <b>P218 006</b> | <b>P353 006</b> | bianco       | KS      | UVHG/SG   | UVHG/SG | SG             | UVHG        | SG     | SG       |
|        | <b>P218 095</b> | <b>P353 095</b> | grigio       | -       | UVHG      | UVHG    | -              | UVHG        | UVHG   | -        |
|        | <b>P218 024</b> | <b>P353 024</b> | cashmere     | KS      | UVHG/EG   | UVHG/EG | EG             | UVHG        | EG     | EG       |
| GLV 45 | <b>P218 007</b> | <b>P353 007</b> | optiwhite    | KS      | UVHG/SG   | UVHG/SG | SG             | UVHG        | SG     | SG       |
| GLV 45 | <b>P218 101</b> | <b>P353 101</b> | snow         | KS      | UVHG/SG   | UVHG/SG | SG             | UVHG        | SG     | SG       |



LITE

**Glass doors**

Only universal glass doors available

|  | LUCE            | Front colour | Carcase | Vis. side | W 19    | W50,<br>75,100 | XW5/<br>XW6 | Plinth | Shelving |
|--|-----------------|--------------|---------|-----------|---------|----------------|-------------|--------|----------|
|  | <b>L218 006</b> | bianco       | KS      | UVHG/SG   | UVHG/SG | SG             | UVHG        | SG     | SG       |
|  | <b>L218 095</b> | grigio       | *       | UVHG      | UVHG    | -              | UVHG        | UVHG   | -        |
|  | <b>L218 024</b> | cashmere     | *       | UVHG/EG   | UVHG/EG | EG             | UVHG        | EG     | EG       |
|  | <b>L218 007</b> | optiwhite    | *       | UVHG/SG   | UVHG/SG | SG             | UVHG        | SG     | SG       |
|  | <b>L218 101</b> | snow         | *       | UVHG/SG   | UVHG/SG | SG             | UVHG        | SG     | SG       |



NEW

| LUCE     | Front colour | Carcase | Vis. side | W 19    | W50,<br>75,100 | XW5/<br>XW6 | Plinth | Shelving |
|----------|--------------|---------|-----------|---------|----------------|-------------|--------|----------|
| N218 006 | bianco       | KS      | UVHG/SG   | UVHG/SG | -              | UVHG        | SG     | SG       |
| N218 095 | grigio       | *       | UVHG      | UVHG    | -              | UVHG        | UVHG   | -        |
| N218 024 | cashmere     | *       | UVHG/EG   | UVHG/EG | -              | UVHG        | EG     | EG       |
| N218 007 | optiwhite    | *       | UVHG/SG   | UVHG/SG | -              | UVHG        | SG     | SG       |
| N218 101 | snow         | *       | UVHG/SG   | UVHG/SG | -              | UVHG        | SG     | SG       |

**Glass doors**

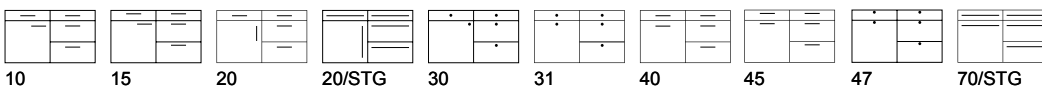
L Door with vertical side stiles



Front: UV lacquered high gloss, laser edge all around, reverse side in the same colour

Handle drilling options

LUCE






PREMIUM

**Glass doors**  
Door with vertical side stiles

| ESPRIT   | COM      | Front colour | Carcase | Vis. side | W 19 | W50, 75,100 | XW5/ XW6 | Plinth | Shelving |
|----------|----------|--------------|---------|-----------|------|-------------|----------|--------|----------|
| P112 006 | P225 006 | bianco       | KS      | SG        | SG   | SG          | SG       | SG     | SG       |
| P112 007 | P225 007 | optiwhite    | KS      | SG        | SG   | SG          | SG       | SG     | SG       |
| P112 101 | P225 101 | snow         | KS      | SG        | SG   | SG          | SG       | SG     | SG       |



LITE

**Glass doors**  
Only universal glass doors available

| ESPRIT   | Front colour | Carcase | Vis. side | W 19 | W50, 75,100 | XW5/ XW6 | Plinth | Shelving |
|----------|--------------|---------|-----------|------|-------------|----------|--------|----------|
| L112 006 | bianco       | KS      | SG        | SG   | SG          | SG       | SG     | SG       |
| L112 007 | optiwhite    | *       | SG        | SG   | SG          | SG       | SG     | SG       |
| L112 101 | snow         | *       | SG        | SG   | SG          | SG       | SG     | SG       |



NEW

**Glass doors**  
L Door with vertical side stiles

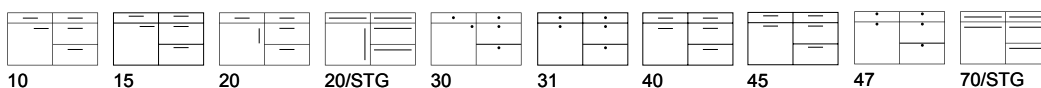
| ESPRIT   | Front colour | Carcase | Vis. side | W 19 | W50, 75,100 | XW5/ XW6 | Plinth | Shelving |
|----------|--------------|---------|-----------|------|-------------|----------|--------|----------|
| N112 006 | bianco       | KS      | SG        | SG   | -           | SG       | SG     | SG       |
| N112 007 | optiwhite    | *       | SG        | SG   | -           | SG       | SG     | SG       |
| N112 101 | snow         | *       | SG        | SG   | -           | SG       | SG     | SG       |




Front: HPL high gloss, zero joint edge all around, reverse side in the same colour

Handle drilling options

ESPRIT





PREMIUM

**Glass doors**  
L Door with vertical side stiles

| PASSION | COM | Front colour | Carcase | Vis. side | W 19  | W 50  | XW5/<br>XW6 | Plinth | Shelving |    |
|---------|-----|--------------|---------|-----------|-------|-------|-------------|--------|----------|----|
| P247    | 101 | P357 101     | snow    | KS        | SG/LG | SG/LG | SG/LG       | LG     | SG/LG    | SG |

| PASSION R2 RAL | Front colour    | Carcase | Vis. side | W 19 | W 50 | XW5/<br>XW6 | Plinth | Shelving |
|----------------|-----------------|---------|-----------|------|------|-------------|--------|----------|
| P557 000       | RAL/Sikkens/NCS | *       | LG        | LG   | LG   | LG          | LG     | -        |

Passion RAL-COM is not available!




LITE

**Glass doors**  
Only universal glass doors available

| PASSION | Front colour | Carcase | Vis. side | W 19  | W 50  | XW5/<br>XW6 | Plinth | Shelving |    |
|---------|--------------|---------|-----------|-------|-------|-------------|--------|----------|----|
| L247    | 101          | snow    | *         | SG/LG | SG/LG | SG/LG       | LG     | SG/LG    | SG |

**XTend** XTend doors with metal strip at the bottom of the door



**All RAL/Sikkens/NCS colours available.**  
Individual parts only available on request and at extra charge!  
No metallic colours available!

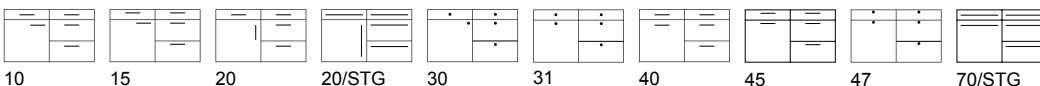
Front: High-gloss lacquered, with 2 mm radius to all four sides, reverse side in the same colour

**Please place repeat orders for RAL fronts within 6 months in order to avoid a difference in colour.**

snow RAL/Sikkens/NCS colours **GL** XTend

Handle drilling options

PASSION + RAL



10 15 20 20/STG 30 31 40 45 47 70/STG



**PREMIUM**

| ART-GLAS GLOSS  | Front colour | Carcase | Vis. side | W 19 | W50, 75,100 | XW5/ XW6 | Plinth | Shelving |
|-----------------|--------------|---------|-----------|------|-------------|----------|--------|----------|
| <b>P316 006</b> | bianco       | KS      | ACG       | ACG* | -           | ACG      | ACG    | -        |
| <b>P316 022</b> | black        | KS      | ACG       | ACG* | -           | ACG      | ACG    | -        |
| <b>P316 105</b> | fumo         | *       | ACG       | ACG* | -           | ACG      | ACG    | -        |
| <b>P316 024</b> | cashmere     | KS      | ACG       | ACG* | -           | ACG      | ACG    | -        |
| <b>P316 101</b> | snow         | KS      | ACG       | ACG* | -           | ACG      | ACG    | -        |


\*Side panels only available with acrylic on one side, reverse side in same colour!

**FEATURES OF ART-GLAS GLOSS:**

- high-gloss depth effect as with real glass
- 50% lighter
- 10x more breakproof than real glass
- high scratch-resistance
- easy to clean on account of nano properties
- TÜV-approved
- drillable

**Glass doors**

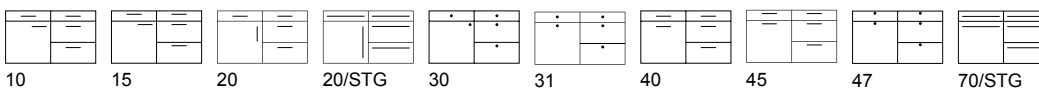
Only universal glass doors available



Front: ART-GLAS GLOSS front in high-quality acrylic with chamfered glossy edge, reverse side in the same colour.

**Handle drilling options**

**ART-GLAS GLOSS**







**Foil-wrapped  
door styles**



**PREMIUM**

**ZERO**  
without grooves


**Glass doors**  
R Framed glass door,  
L Door with vertical side stiles



**UNO**  
One vertical groove  
in the middle



**R20**  
Vertical groove spacing  
200 mm  
**Note:**  
The following front widths  
have special groove  
spacings:  
30 cm = 148 mm  
45+90 cm = 223 mm  
50 cm = 248 mm




**R15**  
Vertical groove spacing  
150 mm  
**Note:**  
The following front widths  
have special groove  
spacings:  
40+80 cm = 132 mm  
50+100 cm = 165 mm



**R10**  
Vertical groove spacing  
100 mm  
**Note:**  
The following front widths  
have special groove  
spacings:  
45 cm = 89 mm

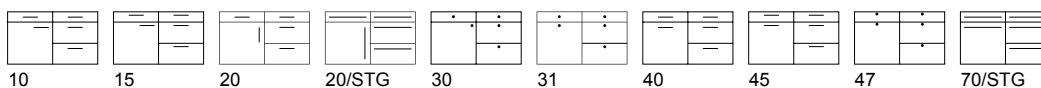
| ZERO     | UNO      | R20      | R15      | R10      | Front colour | Carcase | Vis. side | W 19 | W50,<br>75,100 | XW5 | Plinth | Shelving |
|----------|----------|----------|----------|----------|--------------|---------|-----------|------|----------------|-----|--------|----------|
| P235 006 | P236 006 | P239 006 | P238 006 | P237 006 | bianco       | KS      | -         | KS*  | KS W75+100     | -   | KS     | KS       |
| P235 024 | P236 024 | P239 024 | P238 024 | P237 024 | cashmere     | KS      | -         | KS*  | KS             | -   | KS     | KS       |

**KS\*** in this model foil-wrapped side panels 19 mm thick are also available with grooves!  
**Panels 50/75/100 mm are not foil-wrapped, instead they are made out of melamine.**

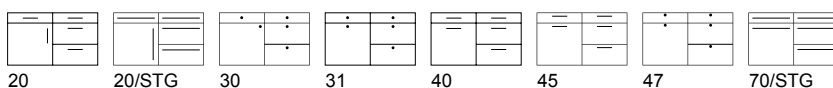


Front: Foil-wrapped model,  **matt**  surface, with vertically spaced grooves,  
reverse side in the same colour

Handle drilling options **GROOVE MATT ZERO**



Handle drilling options **GROOVE MATT UNO + R20 + R15 + R10**





PREMIUM

| MEDA MATT | Front colour | Carcase | Vis. side | W 19 | Pilasters | OZ 14/15<br>OZ 36/37<br>KL/LL | Plinth | Shelving |
|-----------|--------------|---------|-----------|------|-----------|-------------------------------|--------|----------|
| P240 006  | bianco       | KS      | -         | KS   | K         | KS                            | KS     | KS       |
| P240 024  | cashmere     | KS      | -         | KS   | K         | KS                            | KS     | KS       |


**Note:**

Pilaster: K = Foil-wrapped pilaster matt (Meda)

Cornice and light pelmet will be matt lacquered in the same colour

**Glass doors**

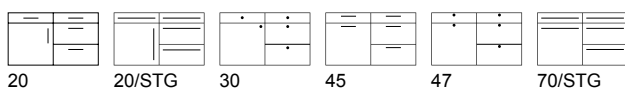
- R Framed glass door,
- L Door with vertical side stiles



Front: Foil-wrapped Shaker-style door, **matt** surface, with 7 cm frame and chamfer, reverse side in the same colour

Handle drilling options

MEDA MATT





PREMIUM

| MODERNO MATT | Front colour | Carcase | Vis. side | W 19 | W 50,<br>75,100 | KL/LL | Plinth | Shelving |
|--------------|--------------|---------|-----------|------|-----------------|-------|--------|----------|
| P241 006     | bianco       | KS      | -         | KS   | KS W75+100      | -     | KS     | KS       |
| P241 024     | cashmere     | KS      | -         | KS   | KS              | -     | KS     | KS       |

Panels 50/75/100 mm are not foil-wrapped, instead they are made out of melamine.

**Glass doors**

- R Framed glass door,
- L Door with vertical side stiles

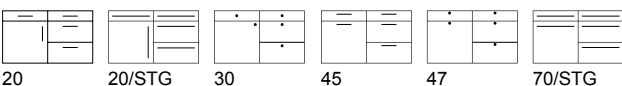


bianco cashmere

Front: Foil-wrapped model, **matt** surface, with 7 cm frame and modern flat centre panel, reverse side in the same colour

Handle drilling options

MODERNO MATT







**Wood  
Edition:**

**Wood  
Range  
+  
Wood  
Specials**

# Wood Range + Wood Specials overview


---

## Wood Range Information

10 door styles available in various structures/surfaces. "Knotty raw", "Knotty brushed", "Striped brushed" and "Silky smart". These styles are listed on the following pages, starting at page 59.




GIRO H/V



MERINO H/V



SPLIT-PLANK  
OAK V



SPLIT-OAK H/V



LAMELLA



CADRE



TELAIO



STRETTO



TOSCANA



OBLIQUO H/V


---

## Wood Specials Information


8 door styles available in one structure/surface only. These styles are listed on the following pages, starting at page 69.



REAL-OAK H/V



ROUGH ZERO+R15



VERTICO V




NOTCHO



BLACK STRIPE



BLACK-LINE




ORBITA



RIPIENO



# Wood Range + Specials




## Knotty raw

Strong veneer, knotty with figure, blasted

**F1** = *Knotty raw*

| Model name | Front colour | Carcase | Vis. side | Panels | XW5/<br>XW6 | Plinth | Shelving |
|------------|--------------|---------|-----------|--------|-------------|--------|----------|
| P462 102   | nature       | *       | F1        | F1/*   | F1          | F1     |          |




## Knotty brushed

Knotty veneer with figure, brushed

**F2** = *Knotty brushed*

| Model name | Front colour | Carcase | Vis. side | Panels | XW5/<br>XW6 | Plinth | Shelving |
|------------|--------------|---------|-----------|--------|-------------|--------|----------|
| P462 102   | nature       | *       | F2        | F2/*   | F2          | F2     | F2       |




## Striped brushed

Plain Veneer without figure, brushed

**F3** = *Striped brushed*

| Model name | Front colour | Carcase | Vis. side | Panels | XW5/<br>XW6 | Plinth | Shelving |
|------------|--------------|---------|-----------|--------|-------------|--------|----------|
| P462 102   | nature       | *       | F3        | F3/*   | F3          | F3     | F3       |



## Silky smart

Silky gloss finish

**F4** = *Silky smart*

| Model name | Front colour | Carcase | Vis. side | Panels | XW5/<br>XW6 | Plinth | Shelving |
|------------|--------------|---------|-----------|--------|-------------|--------|----------|
| P650 032   | olive        | *       | F4        | F4/*   | -           | F4     | F4       |

# Wood Range

| Doortypes         | Woodstructures |    |    |    | Woodcolours |  |  | Lacquer colours |  |  |
|-------------------|----------------|----|----|----|-------------|--|--|-----------------|--|--|
|                   | F1             | F2 | F3 | F4 |             |  |  |                 |  |  |
| GIRO H/V          |                |    |    |    |             |  |  |                 |  |  |
| MERINO H/V        |                |    |    |    |             |  |  |                 |  |  |
| SPLIT-PLANK OAK V |                |    |    |    |             |  |  |                 |  |  |
| SPLIT-OAK H/V     |                |    |    |    |             |  |  |                 |  |  |
| LAMELLA           |                |    |    |    |             |  |  |                 |  |  |
| CADRE             |                |    |    |    |             |  |  |                 |  |  |
| TELAIO            |                |    |    |    |             |  |  |                 |  |  |
| STRETTO           |                |    |    |    |             |  |  |                 |  |  |

# Wood Range

| Doortypes          | Woodstructures |    |    |    | Woodcolours      | Lacquer colours  |
|--------------------|----------------|----|----|----|------------------|--|
|                    | F1             | F2 | F3 | F4 |                  |  |
| <b>TOSCANA</b>     |                |    |    |    |                  | bianco<br>black<br>olive<br>shell<br>RAL, SIKKENS, NCS |
| <b>OBLIQUO H/V</b> |                |    |    |    | nature<br>walnut | bianco<br>black<br>olive<br>shell<br>RAL, SIKKENS, NCS |

# Wood Specials

| Doortypes             | Woodstructures |    |    |    | Woodcolours  | Lacquer colours  |
|-----------------------|----------------|----|----|----|--|--|
|                       | F1             | F2 | F3 | F4 |  |  |
| <b>REAL-OAK H/V</b>   |                |    |    |    | chalk<br>chestnut<br>real-nature   |  |
| <b>ROUGH ZERO+R15</b> |                |    |    |    | black<br>graphite<br>pastel loam<br>pastel shadow<br>pastel smoke<br>plage |  |
| <b>VERTICO V</b>      |                |    |    |    | chalk<br>chestnut<br>driftwood<br>nature<br>walnut                         | bianco<br>black<br>olive<br>shell<br>RAL, SIKKENS, NCS |
| <b>NOTCHO</b>         |                |    |    |    | nature<br>walnut   | black<br>RAL, SIKKENS, NCS                             |

Melamine

Matt



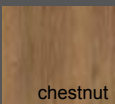

















High-gloss


Foil-wrapped

Wood Edition: Wood Range + Wood Specials

Handles & Knobs, worktop styles, colour overview, discontinued items


# Wood Specials

| Doortypes   | Woodstructures   |    |   |    | Woodcolours  |   |  | Lacquer colours |
|---|--|----|---|----|--|---|--|-----------------|
|   | F1   | F2 | F3  | F4 |  |   |  |                 |
|  <p>BLACK STRIPE V</p> |  |    |  |    |  chestnut  nature  walnut        |   |  |                 |
|  <p>BLACK-LINE</p>     |  |    |  |    |  nature   |   |  |                 |
|  <p>ORBITA</p>         |   |    |   |    |  beachwood  driftwood  nature    |  <p>RAL,<br/>SIKKENS,<br/>NCS</p>  |  |                 |
|  <p>RIPIENO</p>       |  |    |   |    |  beachwood  driftwood  nature |  <p>RAL,<br/>SIKKENS,<br/>NCS</p> |  |                 |



PREMIUM

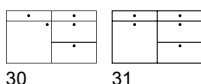
**Glass doors**  
Only universal glass doors available



All RAL/Sikkens/NCS colours available.

Individual parts only available on request and at extra charge! No metallic colours available!

Handle drilling options GIRO H/V F2, F3



30

31

**F2 Knotty brushed**

**Style:** Brushed knotty oak/walnut veneer on black mdf-board, with figure and rounded 60 mm handle moulding, reverse side identical.

If there is no handle ordered, the handle is going to be in the same colour and grain run H/V like the door style. Please make a selection from the below listed overview for a handle colour and grain run H/V, if wanted differentially.

| GIRO H   | Front colour | Carcase | Vis. side | Panels | XW5/<br>XW6 | Plinth | Shelving |
|----------|--------------|---------|-----------|--------|-------------|--------|----------|
| P520 102 | nature, H    | *       | F2        | F2/*   | -           | F2     | F2       |
| P520 216 | walnut, H    | *       | F2        | F2/*   | -           | F2     | F2       |
| P520 006 | bianco, H    | KS      | F2        | F2/*   | -           | F2     | F2       |
| P520 022 | black, H     | KS      | F2        | F2/*   | -           | F2     | F2       |
| P520 032 | olive, H     | *       | F2        | F2/*   | -           | F2     | F2       |
| P520 244 | shell, H     | KS      | F2        | F2/*   | -           | F2     | F2       |

**RAL**

| GIRO V   | Front colour | Carcase | Vis. side | Panels | XW5/<br>XW6 | Plinth | Shelving |
|----------|--------------|---------|-----------|--------|-------------|--------|----------|
| P521 102 | nature, V    | *       | F2        | F2/*   | -           | F2     | F2       |
| P521 216 | walnut, V    | *       | F2        | F2/*   | -           | F2     | F2       |

|          |           |    |    |      |   |    |    |
|----------|-----------|----|----|------|---|----|----|
| P521 006 | bianco, V | KS | F2 | F2/* | - | F2 | F2 |
| P521 022 | black, V  | KS | F2 | F2/* | - | F2 | F2 |
| P521 032 | olive, V  | *  | F2 | F2/* | - | F2 | F2 |
| P521 244 | shell, V  | KS | F2 | F2/* | - | F2 | F2 |

**RAL**

|          |                        |   |    |      |   |    |    |
|----------|------------------------|---|----|------|---|----|----|
| P530 000 | RAL-, Sikkens-, NCS, V | * | F2 | F2/* | - | F2 | F2 |
|----------|------------------------|---|----|------|---|----|----|

F2/\* side walls are available in grooved (OLWR) or smooth (OLW) version in a thickness of 19, 50, 75 and 100 mm.

**F3 Striped brushed**

**Style:** Plainly brushed oak/walnut veneer on black mdf-board, rounded 60 mm handle moulding, reverse side identical.

If there is no handle ordered, the handle is going to be in the same colour and grain run H/V like the door style. Please make a selection from the below listed overview for a handle colour and grain run H/V, if wanted differentially.

| GIRO H   | Front colour | Carcase | Vis. side | Panels | XW5/<br>XW6 | Plinth | Shelving |
|----------|--------------|---------|-----------|--------|-------------|--------|----------|
| P546 102 | nature, H    | *       | F3        | F3/*   | -           | F3     | F3       |
| P546 216 | walnut, H    | *       | F3        | F3/*   | -           | F3     | F3       |

|          |           |    |    |      |   |    |    |
|----------|-----------|----|----|------|---|----|----|
| P546 006 | bianco, H | KS | F3 | F3/* | - | F3 | F3 |
| P546 022 | black, H  | KS | F3 | F3/* | - | F3 | F3 |
| P546 032 | olive, H  | *  | F3 | F3/* | - | F3 | F3 |
| P546 244 | shell, H  | KS | F3 | F3/* | - | F3 | F3 |

**RAL**

|          |                        |   |    |      |   |    |    |
|----------|------------------------|---|----|------|---|----|----|
| P550 000 | RAL-, Sikkens-, NCS, H | * | F3 | F3/* | - | F3 | F3 |
|----------|------------------------|---|----|------|---|----|----|

| GIRO V   | Front colour | Carcase | Vis. side | Panels | XW5/<br>XW6 | Plinth | Shelving |
|----------|--------------|---------|-----------|--------|-------------|--------|----------|
| P548 102 | nature, V    | *       | F3        | F3/*   | -           | F3     | F3       |
| P548 216 | walnut, V    | *       | F3        | F3/*   | -           | F3     | F3       |

|          |           |    |    |      |   |    |    |
|----------|-----------|----|----|------|---|----|----|
| P548 006 | bianco, V | KS | F3 | F3/* | - | F3 | F3 |
| P548 022 | black, V  | KS | F3 | F3/* | - | F3 | F3 |
| P548 032 | olive, V  | *  | F3 | F3/* | - | F3 | F3 |
| P548 244 | shell, V  | KS | F3 | F3/* | - | F3 | F3 |

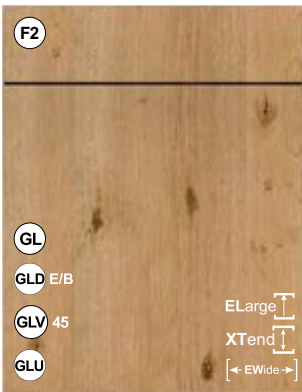
**RAL**

|          |                        |   |    |      |   |    |    |
|----------|------------------------|---|----|------|---|----|----|
| P551 000 | RAL-, Sikkens-, NCS, V | * | F3 | F3/* | - | F3 | F3 |
|----------|------------------------|---|----|------|---|----|----|

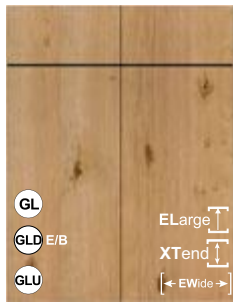
F3/\* side walls are available in grooved (OLWR) or smooth (OLW) version in a thickness of 19, 50, 75 and 100 mm.

**Handle option selectable:**

|          |     |          |     |   |
|----------|-----|----------|-----|---|
| nature H | 650 | nature V | 651 | <b>There are various handle positions for tall units available based on the 130mm grid.</b> |
| walnut H | 652 | walnut V | 653 |   |
| bianco H | 654 | bianco V | 655 |   |
| black H  | 656 | black V  | 657 |   |
| olive H  | 658 | olive V  | 659 |   |
| shell H  | 660 | shell V  | 661 |   |
| RAL H    | 662 | RAL V    | 663 |   |



**P  
R  
E  
M  
I  
U  
M**



**UNO**  
One vertical groove  
in the middle



**R20**  
Vertical groove spacing  
200 mm  
**Note:**  
The following front  
widths  
have special groove  
spacings:  
30 cm = 148 mm  
45+90 cm = 223 mm  
50 cm = 248 mm



**R15**  
Vertical groove spacing  
150 mm  
**Note:**  
The following front  
widths  
have special groove  
spacings:  
40+80 cm = 132 mm  
50+100 cm = 165 mm



**R10**  
Vertical groove spacing  
100 mm  
**Note:**  
The following front widths  
have special groove  
spacings:  
45 cm = 89 mm

**ZERO H/V**  
without grooves  
Flat veneered front

**Glass doors**  
G/GA/GM/R Framed glass door only available for the ZERO range,  
L Door with vertical side stiles



beachwood    chalk    chestnut    driftwood    nature    walnut only F2 + F3

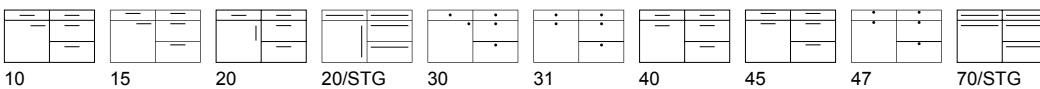


All RAL/Sikkens/NCS colours  
available.

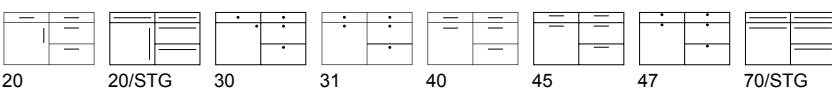
Individual parts only available  
on request and at extra charge!  
No metallic colours available!

F1\*, F2\*, F3\* side walls are available in grooved (OLWR) or smooth (OLW) version in a thickness of 19, 50, 75 and 100 mm.

Handle drilling options    MERINO H/V F1, F2, F3 **ZERO**



Handle drilling options    MERINO H/V F1, F2, F3 **UNO + R20 + R15 + R10**





**F1 (previously LEGNO)**

**Knotty raw**

Style: Blasted knotty oak with strong veneer, on raw chipboard, 21 mm thick front, OLW19 = 21 mm thick

| ZERO H     | ZERO V   | UNO      | R20      | R15      | R10      | Front colour        | Carcase | Vis. side | Panels | XW5/<br>XW6 | Plinth | Shelving |
|------------|----------|----------|----------|----------|----------|---------------------|---------|-----------|--------|-------------|--------|----------|
| P461 019   | P462 019 | P465 019 | P466 019 | P468 019 | P469 019 | beachwood           | *       | F1        | F1/*   | F1          | F1     | F2       |
| P461 104   | P462 104 | P465 104 | P466 104 | P468 104 | P469 104 | chalk               | *       | F1        | F1/*   | F1          | F1     | F2       |
| P461 121   | P462 121 | P465 121 | P466 121 | P468 121 | P469 121 | chestnut            | *       | F1        | F1/*   | F1          | F1     | F2       |
| P461 031   | P462 031 | P465 031 | P466 031 | P468 031 | P469 031 | driftwood           | *       | F1        | F1/*   | F1          | F1     | F2       |
| P461 102   | P462 102 | P465 102 | P466 102 | P468 102 | P469 102 | nature              | *       | F1        | F1/*   | F1          | F1     | F2       |
| P461 006   | P462 006 | P465 006 | P466 006 | P468 006 | P469 006 | bianco              | KS      | F1        | F1/*   | F1          | F1     | F2       |
| P461 022   | P462 022 | P465 022 | P466 022 | P468 022 | P469 022 | black               | KS      | F1        | F1/*   | F1          | F1     | F2       |
| P461 032   | P462 032 | P465 032 | P466 032 | P468 032 | P469 032 | olive               | *       | F1        | F1/*   | F1          | F1     | F2       |
| P461 244   | P462 244 | P465 244 | P466 244 | P468 244 | P469 244 | shell               | KS      | F1        | F1/*   | F1          | F1     | F2       |
| <b>RAL</b> |          |          |          |          |          |                     |         |           |        |             |        |          |
| RAL ZERO   | RAL ZERO | UNO      | R20      | R15      | R10      |                     |         |           |        |             |        |          |
| P571 000   | P572 000 | P575 000 | P576 000 | P578 000 | P579 000 | RAL-, Sikkens-, NCS | *       | F1        | F1/*   | F1          | F1     | F2       |

Shelves are only available in F2 brushed

**F2 (previously MERINO)**

**Knotty brushed**

Style: Deeply knotty oak/walnut

| ZERO H     | ZERO V   | UNO      | R20      | R15      | R10      | Front colour        | Carcase | Vis. side | Panels | XW5/<br>XW6 | Plinth | Shelving |
|------------|----------|----------|----------|----------|----------|---------------------|---------|-----------|--------|-------------|--------|----------|
| P401 019   | P402 019 | P405 019 | P406 019 | P408 019 | P409 019 | beachwood           | *       | F2        | F2/*   | F2          | F2     | F2       |
| P401 104   | P402 104 | P405 104 | P406 104 | P408 104 | P409 104 | chalk               | *       | F2        | F2/*   | F2          | F2     | F2       |
| P401 121   | P402 121 | P405 121 | P406 121 | P408 121 | P409 121 | chestnut            | *       | F2        | F2/*   | F2          | F2     | F2       |
| P401 031   | P402 031 | P405 031 | P406 031 | P408 031 | P409 031 | driftwood           | *       | F2        | F2/*   | F2          | F2     | F2       |
| P401 102   | P402 102 | P405 102 | P406 102 | P408 102 | P409 102 | nature              | *       | F2        | F2/*   | F2          | F2     | F2       |
| P401 216   | P402 216 | P405 216 | P406 216 | P408 216 | P409 216 | walnut              | *       | F2        | F2/*   | F2          | F2     | F2       |
| P401 006   | P402 006 | P405 006 | P406 006 | P408 006 | P409 006 | bianco              | KS      | F2        | F2/*   | F2          | F2     | F2       |
| P401 022   | P402 022 | P405 022 | P406 022 | P408 022 | P409 022 | black               | KS      | F2        | F2/*   | F2          | F2     | F2       |
| P401 032   | P402 032 | P405 032 | P406 032 | P408 032 | P409 032 | olive               | *       | F2        | F2/*   | F2          | F2     | F2       |
| P401 244   | P402 244 | P405 244 | P406 244 | P408 244 | P409 244 | shell               | KS      | F2        | F2/*   | F2          | F2     | F2       |
| <b>RAL</b> |          |          |          |          |          |                     |         |           |        |             |        |          |
| RAL ZERO   | RAL ZERO | UNO      | R20      | R15      | R10      |                     |         |           |        |             |        |          |
| P581 000   | P582 000 | P585 000 | P586 000 | P588 000 | P589 000 | RAL-, Sikkens-, NCS | *       | F2        | F2/*   | F2          | F2     | F2       |

**F3**

**Striped brushed**

Style: Brushed plain oak/walnut, without knots, without figure

| ZERO H     | ZERO V   | UNO      | R20      | R15      | R10      | Front colour        | Carcase | Vis. side | Panels | XW5/<br>XW6 | Plinth | Shelving |
|------------|----------|----------|----------|----------|----------|---------------------|---------|-----------|--------|-------------|--------|----------|
| P421 019   | P422 019 | P425 019 | P426 019 | P428 019 | P429 019 | beachwood           | *       | F3        | F3/*   | F3          | F3     | F3       |
| P421 104   | P422 104 | P425 104 | P426 104 | P428 104 | P429 104 | chalk               | *       | F3        | F3/*   | F3          | F3     | F3       |
| P421 121   | P422 121 | P425 121 | P426 121 | P428 121 | P429 121 | chestnut            | *       | F3        | F3/*   | F3          | F3     | F3       |
| P421 031   | P422 031 | P425 031 | P426 031 | P428 031 | P429 031 | driftwood           | *       | F3        | F3/*   | F3          | F3     | F3       |
| P421 102   | P422 102 | P425 102 | P426 102 | P428 102 | P429 102 | nature              | *       | F3        | F3/*   | F3          | F3     | F3       |
| P421 216   | P422 216 | P425 216 | P426 216 | P428 216 | P429 216 | walnut              | *       | F3        | F3/*   | F3          | F3     | F3       |
| P421 006   | P422 006 | P425 006 | P426 006 | P428 006 | P429 006 | bianco              | KS      | F3        | F3/*   | F3          | F3     | F3       |
| P421 022   | P422 022 | P425 022 | P426 022 | P428 022 | P429 022 | black               | KS      | F3        | F3/*   | F3          | F3     | F3       |
| P421 032   | P422 032 | P425 032 | P426 032 | P428 032 | P429 032 | olive               | *       | F3        | F3/*   | F3          | F3     | F3       |
| P421 244   | P422 244 | P425 244 | P426 244 | P428 244 | P429 244 | shell               | KS      | F3        | F3/*   | F3          | F3     | F3       |
| <b>RAL</b> |          |          |          |          |          |                     |         |           |        |             |        |          |
| RAL ZERO   | RAL ZERO | UNO      | R20      | R15      | R10      |                     |         |           |        |             |        |          |
| P491 000   | P492 000 | P495 000 | P496 000 | P498 000 | P499 000 | RAL-, Sikkens-, NCS | *       | F3        | F3/*   | F3          | F3     | F3       |



# SPLIT PLANK-OAK V

## F1, F2

### Wood Range



PREMIUM

**Glass doors**  
L Door with vertical side stiles



chestnut, V    nature, V

### F1 (previously PLANK-OAK)

### Knotty raw

Style: veneered old oak, vertically planked (butting against veneer) and **sandblasted**

| SPLIT PLANK-OAK V | Front colour       | Carcase | Vis. side | Panels | XW5/<br>XW6 | Plinth | Shelving |
|-------------------|--------------------|---------|-----------|--------|-------------|--------|----------|
| <b>P517 121</b>   | chestnut, <b>V</b> | *       | F1        | F1/*   | F1          | F1     | F2       |
| <b>P517 102</b>   | nature, <b>V</b>   | *       | F1        | F1/*   | F1          | F1     | F2       |

Visible side not planked; shelves are only available in F2 **brushed**

### F2

### Knotty brushed

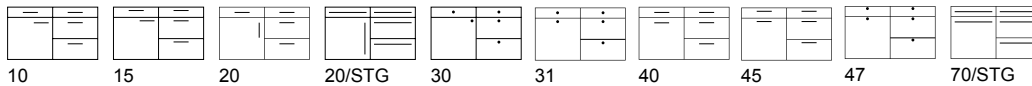
Style: veneered old oak, vertically planked (butting against veneer) and **brushed**

| SPLIT PLANK-OAK V | Front colour       | Carcase | Vis. side | Panels | XW5/<br>XW6 | Plinth | Shelving |
|-------------------|--------------------|---------|-----------|--------|-------------|--------|----------|
| <b>P527 121</b>   | chestnut, <b>V</b> | *       | F2        | F2/*   | F2          | F2     | F2       |
| <b>P527 102</b>   | nature, <b>V</b>   | *       | F2        | F2/*   | F2          | F2     | F2       |

Visible side not planked

**F1/\*, F2/\*** side walls are available in planked (OWLR) or smooth (OLW) version in a thickness of 19, 50, 75 and 100 mm.

Handle drilling options SPLIT PLANK-OAK V F1, F2



# SPLIT-OAK H/V

## F1, F2

### Wood Range



PREMIUM

**Glass doors**  
G/GA/GM/R Framed glass door,  
H Framed door, glass at top only



chestnut, H/V    nature, H/V

### F1

### Knotty raw

Style: knotty oak veneer, **blasted**

| SPLIT OAK H     | Front colour       | Carcase | Vis. side | Panels | XW5/<br>XW6 | Plinth | Shelving |
|-----------------|--------------------|---------|-----------|--------|-------------|--------|----------|
| <b>P523 121</b> | chestnut, <b>H</b> | *       | F1        | F1/*   | F1          | F1     | F2       |
| <b>P523 102</b> | nature, <b>H</b>   | *       | F1        | F1/*   | F1          | F1     | F2       |

| SPLIT OAK V     | Front colour       | Carcase | Vis. side | Panels | XW5/<br>XW6 | Plinth | Shelving |
|-----------------|--------------------|---------|-----------|--------|-------------|--------|----------|
| <b>P524 121</b> | chestnut, <b>V</b> | *       | F1        | F1/*   | F1          | F1     | F2       |
| <b>P524 102</b> | nature, <b>V</b>   | *       | F1        | F1/*   | F1          | F1     | F2       |

Shelves are only available in F2 **brushed**

### F2 (previously SPLIT-OAK)

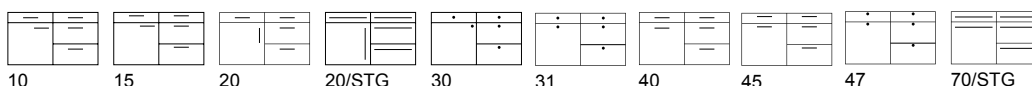
### Knotty brushed

Style: knotty oak veneer, **brushed**

| SPLIT OAK H     | Front colour       | Carcase | Vis. side | Panels | XW5/<br>XW6 | Plinth | Shelving |
|-----------------|--------------------|---------|-----------|--------|-------------|--------|----------|
| <b>P543 121</b> | chestnut, <b>H</b> | *       | F2        | F2/*   | F2          | F2     | F2       |
| <b>P543 102</b> | nature, <b>H</b>   | *       | F2        | F2/*   | F2          | F2     | F2       |

| SPLIT OAK V     | Front colour       | Carcase | Vis. side | Panels | XW5/<br>XW6 | Plinth | Shelving |
|-----------------|--------------------|---------|-----------|--------|-------------|--------|----------|
| <b>P544 121</b> | chestnut, <b>V</b> | *       | F2        | F2/*   | F2          | F2     | F2       |
| <b>P544 102</b> | nature, <b>V</b>   | *       | F2        | F2/*   | F2          | F2     | F2       |


Handle drilling options SPLIT OAK H/V F1, F2





P  
R  
E  
M  
I  
U  
M

**Glass doors**  
Only universal glass doors available



black chalk chestnut



All RAL/Sikkens/NCS colours available.

Individual parts only available on request and at extra charge!  
No metallic colours available!

**F2 (previously LAMELLA) Knotty brushed**

Style: oak veneer front, brushed with figure and knots on MDF base board with horizontal lamella direction. The groove between the slats ist 13 mm wide. The front is 21.7 mm thick.

| LAMELLA    | Front colour        | Carcase | Vis. side | Panels | XW5/<br>XW6 | Plinth | Shelving |
|------------|---------------------|---------|-----------|--------|-------------|--------|----------|
| P652 022   | black               | KS      | F2        | F2     | F2          | F2     | F2       |
| P652 104   | chalk               | *       | F2        | F2     | F2          | F2     | F2       |
| P652 121   | chestnut            | *       | F2        | F2     | F2          | F2     | F2       |
| <b>RAL</b> |                     |         |           |        |             |        |          |
| P653 000   | RAL-, Sikkens-, NCS | *       | F2        | F2     | F2          | F2     | F2       |

Side panels are only available without slats!

**F3 Striped brushed**

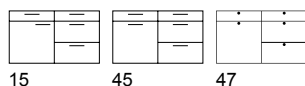
Style: plain oak veneer front, brushed without figures and knots on MDF base board with horizontal lamella direction. The groove between the slats ist 13 mm wide. The front is 21.7 mm thick.

| LAMELLA    | Front colour        | Carcase | Vis. side | Panels | XW5/<br>XW6 | Plinth | Shelving |
|------------|---------------------|---------|-----------|--------|-------------|--------|----------|
| P612 022   | black               | KS      | F3        | F3     | F3          | F3     | F3       |
| P612 104   | chalk               | *       | F3        | F3     | F3          | F3     | F3       |
| P612 121   | chestnut            | *       | F3        | F3     | F3          | F3     | F3       |
| <b>RAL</b> |                     |         |           |        |             |        |          |
| P613 000   | RAL-, Sikkens-, NCS | *       | F3        | F3     | F3          | F3     | F3       |

Side panels are only available without slats!

Due to the horizontal grooving GL780 and S126 cannot be combined  
(tall units with vertical GL-strip cannot be combined with handleless base units)

Handle drilling options LAMELLA F2, F3




15 45 47



PREMIUM

**Glass doors**

RQ framed glass door with horizontal rail



black chestnut nature



All RAL/Sikkens/NCS colours available.

Individual parts only available on request and at extra charge! No metallic colours available!

**F1 (previously CADRE)**

Knotty raw

Style: 23 mm thick, at top and bottom 9 cm wide solid sandblasted rail, with integral fingerrip recess, sited inbetween on left and right 5.5 cm wide flattened rail, centre panel in wild brushed veneer.

| CADRE    | Front colour | Carcase | Vis. side | Panels | XW5/<br>XW6 | Plinth | Shelving |
|----------|--------------|---------|-----------|--------|-------------|--------|----------|
| P636 022 | black        | KS      | F1        | F1/*   | -           | F1     | F2       |
| P636 121 | chestnut     | *       | F1        | F1/*   | -           | F1     | F2       |
| P636 102 | nature       | *       | F1        | F1/*   | -           | F1     | F2       |

**RAL**

|          |                     |   |    |      |   |    |    |
|----------|---------------------|---|----|------|---|----|----|
| P637 000 | RAL-, Sikkens-, NCS | * | F1 | F1/* | - | F1 | F2 |
|----------|---------------------|---|----|------|---|----|----|

Shelves are only available in F2 **brushed**

**F2**

Knotty brushed

Style: 23 mm thick, at top and bottom 9 cm wide solid brushed rail, with integral fingerrip recess, sited inbetween on left and right 5.5 cm wide flattened rail, centre panel in wild brushed veneer.

| CADRE    | Front colour | Carcase | Vis. side | Panels | XW5/<br>XW6 | Plinth | Shelving |
|----------|--------------|---------|-----------|--------|-------------|--------|----------|
| P656 022 | black        | KS      | F2        | F2/*   | -           | F2     | F2       |
| P656 121 | chestnut     | *       | F2        | F2/*   | -           | F2     | F2       |
| P656 102 | nature       | *       | F2        | F2/*   | -           | F2     | F2       |

**RAL**

|          |                     |   |    |      |   |    |    |
|----------|---------------------|---|----|------|---|----|----|
| P666 000 | RAL-, Sikkens-, NCS | * | F2 | F2/* | - | F2 | F2 |
|----------|---------------------|---|----|------|---|----|----|

**F3**

Striped brushed

Style: 23 mm thick, at top and bottom 9 cm wide solid plain brushed rail, with integral fingerrip recess, sited inbetween on left and right 5.5 cm wide flattened rail, centre panel in plain brushed veneer.

| CADRE    | Front colour | Carcase | Vis. side | Panels | XW5/<br>XW6 | Plinth | Shelving |
|----------|--------------|---------|-----------|--------|-------------|--------|----------|
| P616 022 | black        | KS      | F3        | F3/*   | -           | F3     | F3       |
| P616 121 | chestnut     | *       | F3        | F3/*   | -           | F3     | F3       |
| P616 102 | nature       | *       | F3        | F3/*   | -           | F3     | F3       |

**RAL**

|          |                     |   |    |      |   |    |    |
|----------|---------------------|---|----|------|---|----|----|
| P617 000 | RAL-, Sikkens-, NCS | * | F3 | F3/* | - | F3 | F3 |
|----------|---------------------|---|----|------|---|----|----|

F1/\*, F2/\*, F3/\* side walls are available in grooved (OLWR) or smooth (OLW) version in a thickness of 19, 50, 75 and 100 mm.


**Note:**

- drawer panels (plain) are only available with TIP-ON, as an alternative we recommend pull-out panels with interior drawers.
- Pull-out panels 256 mm high are not available.
- A door width of 296 mm should not be exceeded, otherwise available in plain finish only.
- Ideally, fridges should be planned at a height of 78 cm in order to ensure easy opening of the door.



PREMIUM

**Glass doors**  
R Framed glass door,  
H Framed door, glass at top only



All RAL/Sikkens/NCS colours available.

Individual parts only available on request and at extra charge! No metallic colours available!

**F1 (previously TELAIO) Knotty raw**

Style: Solid sandblasted front in knotty oak, veneered centre panel, 9 cm wide frame.

| TELAIO   | Front colour        | Carcase | Vis. side | Panels | XW5/<br>XW6 | Plinth | Shelving |
|----------|---------------------|---------|-----------|--------|-------------|--------|----------|
| P634 019 | beachwood           | *       | F1        | F1/*   | F1          | F1     | F2       |
| P634 104 | chalk               | *       | F1        | F1/*   | F1          | F1     | F2       |
| P634 121 | chestnut            | *       | F1        | F1/*   | F1          | F1     | F2       |
| P634 031 | driftwood           | *       | F1        | F1/*   | F1          | F1     | F2       |
| P634 102 | nature              | *       | F1        | F1/*   | F1          | F1     | F2       |
| P634 006 | bianco              | KS      | F1        | F1/*   | F1          | F1     | F2       |
| P634 022 | black               | KS      | F1        | F1/*   | F1          | F1     | F2       |
| P634 032 | olive               | *       | F1        | F1/*   | F1          | F1     | F2       |
| P634 244 | shell               | KS      | F1        | F1/*   | F1          | F1     | F2       |
| RAL      |                     |         |           |        |             |        |          |
| P635 000 | RAL-, Sikkens-, NCS | *       | F1        | F1/*   | F1          | F1     | F2       |

Shelves are only available in F2 brushed

**F2 Knotty brushed**

Style: Solid brushed front in knotty oak, veneered centre panel, 9 cm wide frame.

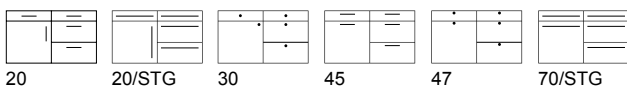
| TELAIO   | Front colour        | Carcase | Vis. side | Panels | XW5/<br>XW6 | Plinth | Shelving |
|----------|---------------------|---------|-----------|--------|-------------|--------|----------|
| P654 019 | beachwood           | *       | F2        | F2/*   | F2          | F2     | F2       |
| P654 104 | chalk               | *       | F2        | F2/*   | F2          | F2     | F2       |
| P654 121 | chestnut            | *       | F2        | F2/*   | F2          | F2     | F2       |
| P654 031 | driftwood           | *       | F2        | F2/*   | F2          | F2     | F2       |
| P654 102 | nature              | *       | F2        | F2/*   | F2          | F2     | F2       |
| P654 006 | bianco              | KS      | F2        | F2/*   | F2          | F2     | F2       |
| P654 022 | black               | KS      | F2        | F2/*   | F2          | F2     | F2       |
| P654 032 | olive               | *       | F2        | F2/*   | F2          | F2     | F2       |
| P654 244 | shell               | KS      | F2        | F2/*   | F2          | F2     | F2       |
| RAL      |                     |         |           |        |             |        |          |
| P655 000 | RAL-, Sikkens-, NCS | *       | F2        | F2/*   | F2          | F2     | F2       |

**F3 Striped brushed**

Style: Solid plain brushed front in knotty oak, veneered centre panel, 9 cm wide frame.

| TELAIO   | Front colour        | Carcase | Vis. side | Panels | XW5/<br>XW6 | Plinth | Shelving |
|----------|---------------------|---------|-----------|--------|-------------|--------|----------|
| P614 019 | beachwood           | *       | F3        | F3/*   | F3          | F3     | F3       |
| P614 104 | chalk               | *       | F3        | F3/*   | F3          | F3     | F3       |
| P614 121 | chestnut            | *       | F3        | F3/*   | F3          | F3     | F3       |
| P614 031 | driftwood           | *       | F3        | F3/*   | F3          | F3     | F3       |
| P614 102 | nature              | *       | F3        | F3/*   | F3          | F3     | F3       |
| P614 006 | bianco              | KS      | F3        | F3/*   | F3          | F3     | F3       |
| P614 022 | black               | KS      | F3        | F3/*   | F3          | F3     | F3       |
| P614 032 | olive               | *       | F3        | F3/*   | F3          | F3     | F3       |
| P614 244 | shell               | KS      | F3        | F3/*   | F3          | F3     | F3       |
| RAL      |                     |         |           |        |             |        |          |
| P615 000 | RAL-, Sikkens-, NCS | *       | F3        | F3/*   | F3          | F3     | F3       |

Handle drilling options TELAIO F1, F2, F3




F1/\*, F2/\*, F3/\* side walls are available in grooved (OLWR) or smooth (OLW) version in a thickness of 19, 50, 75 and 100 mm.



**PREMIUM**

**Glass doors**

Only universal glass doors available



black chestnut nature



All RAL/Sikkens/NCS colours available.

Individual parts only available on request and at extra charge! No metallic colours available!

**F1 (previously STRETTO)**

**Knotty raw**

Style: 21 mm thick, at top and bottom 8 cm wide solid sandblasted rail, sited inbetween on left and right 1.2 cm wide rail, filling wild veneer, blasted.

| STRETTO         | Front colour        | Carcase | Vis. side | Panels | XW5/<br>XW6 | Plinth | Shelving |
|-----------------|---------------------|---------|-----------|--------|-------------|--------|----------|
| <b>P638</b> 022 | black               | KS      | F1        | F1/*   | -           | F1     | F2       |
| <b>P638</b> 121 | chestnut            | *       | F1        | F1/*   | -           | F1     | F2       |
| <b>P638</b> 102 | nature              | *       | F1        | F1/*   | -           | F1     | F2       |
| <b>RAL</b>      |                     |         |           |        |             |        |          |
| <b>P639</b> 000 | RAL-, Sikkens-, NCS | *       | F1        | F1/*   | -           | F1     | F2       |

Shelves are only available in F2 **brushed**

**F2**

**Knotty brushed**

Style: 21 mm thick, at top and bottom 8 cm wide solid brushed rail, sited inbetween on left and right 1.2 cm wide rail, filling wild veneer, brushed.

| STRETTO         | Front colour        | Carcase | Vis. side | Panels | XW5/<br>XW6 | Plinth | Shelving |
|-----------------|---------------------|---------|-----------|--------|-------------|--------|----------|
| <b>P658</b> 022 | black               | KS      | F2        | F2/*   | -           | F2     | F2       |
| <b>P658</b> 121 | chestnut            | *       | F2        | F2/*   | -           | F2     | F2       |
| <b>P658</b> 102 | nature              | *       | F2        | F2/*   | -           | F2     | F2       |
| <b>RAL</b>      |                     |         |           |        |             |        |          |
| <b>P659</b> 000 | RAL-, Sikkens-, NCS | *       | F2        | F2/*   | -           | F2     | F2       |

**F3**

**Striped brushed**

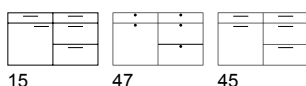
Style: 21 mm thick, at top and bottom 8 cm wide solid plain brushed rail, sited inbetween on left and right 1.2 cm wide rail, filling plain veneer, brushed.


| STRETTO         | Front colour        | Carcase | Vis. side | Panels | XW5/<br>XW6 | Plinth | Shelving |
|-----------------|---------------------|---------|-----------|--------|-------------|--------|----------|
| <b>P618</b> 022 | black               | KS      | F3        | F3/*   | -           | F3     | F3       |
| <b>P618</b> 121 | chestnut            | *       | F3        | F3/*   | -           | F3     | F3       |
| <b>P618</b> 102 | nature              | *       | F3        | F3/*   | -           | F3     | F3       |
| <b>RAL</b>      |                     |         |           |        |             |        |          |
| <b>P619</b> 000 | RAL-, Sikkens-, NCS | *       | F3        | F3/*   | -           | F3     | F3       |

F1/\*, F2/\*, F3/\* side walls are available in grooved (OLWR) or smooth (OLW) version in a thickness of 19, 50, 75 and 100 mm.

Handle drilling options

STRETTO F1, F2, F3






PREMIUM

**Glass doors**

H Framed door, glass at top only,  
R Framed glass door,  
K Crossbar door



bianco black olive



shell



All RAL/Sikkens/NCS colours available.

Individual parts only available on request and at extra charge! No metallic colours available!

Please place repeat orders for RAL fronts within 6 months in order to avoid a difference in colour.

**F2 Knotty brushed**

Style: Pore matt oak with figure in coffered version, 7 cm solid frame, flat-cut veneer pore matt filling.

| TOSCANA    | Front colour        | Carcase | Vis. side | Panels | XW5/<br>XW6 | Pilasters | OZ 40/41<br>KL/LL | Plinth | Shelving |
|------------|---------------------|---------|-----------|--------|-------------|-----------|-------------------|--------|----------|
| P650 006   | bianco              | KS      | F2        | F2/*   | -           | M         | F4                | F2     | F2       |
| P650 022   | black               | KS      | F2        | F2/*   | -           | M         | F4                | F2     | F2       |
| P650 032   | olive               | *       | F2        | F2/*   | -           | M         | F4                | F2     | F2       |
| P650 244   | shell               | KS      | F2        | F2/*   | -           | M         | F4                | F2     | F2       |
| <b>RAL</b> |                     |         |           |        |             |           |                   |        |          |
| P651 000   | RAL-, Sikkens-, NCS | *       | F2        | F2/*   | -           | M         | F4                | F2     | F2       |

**F3 Striped brushed**

Style: Pore matt plain oak in coffered version, 7 cm solid frame, flat-cut veneer plain pore matt filling.

| TOSCANA    | Front colour        | Carcase | Vis. side | Panels | XW5/<br>XW6 | Pilasters | OZ 40/41<br>KL/LL | Plinth | Shelving |
|------------|---------------------|---------|-----------|--------|-------------|-----------|-------------------|--------|----------|
| P620 006   | bianco              | KS      | F3        | F3/*   | -           | M         | F4                | F3     | F3       |
| P620 022   | black               | KS      | F3        | F3/*   | -           | M         | F4                | F3     | F3       |
| P620 032   | olive               | *       | F3        | F3/*   | -           | M         | F4                | F3     | F3       |
| P620 244   | shell               | KS      | F3        | F3/*   | -           | M         | F4                | F3     | F3       |
| <b>RAL</b> |                     |         |           |        |             |           |                   |        |          |
| P621 000   | RAL-, Sikkens-, NCS | *       | F3        | F3/*   | -           | M         | F4                | F3     | F3       |

**F4 (previously TOSCANA, normal not PM) Silky smart**

Style: Shaker-style oak front with semi-matt finish, 7 cm solid wood frame, flat veneered, lacquered centre panel.

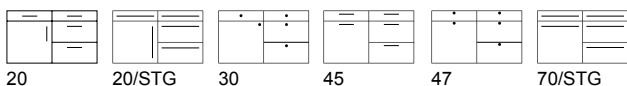
| TOSCANA    | Front colour        | Carcase | Vis. side | Panels | XW5/<br>XW6 | Pilasters | OZ 40/41<br>KL/LL | Plinth | Shelving |
|------------|---------------------|---------|-----------|--------|-------------|-----------|-------------------|--------|----------|
| P450 006   | bianco              | KS      | F4        | F4/*   | -           | M         | F4                | F4     | F4       |
| P450 022   | black               | KS      | F4        | F4/*   | -           | M         | F4                | F4     | F4       |
| P450 032   | olive               | *       | F4        | F4/*   | -           | M         | F4                | F4     | F4       |
| P450 244   | shell               | KS      | F4        | F4/*   | -           | M         | F4                | F4     | F4       |
| <b>RAL</b> |                     |         |           |        |             |           |                   |        |          |
| P451 000   | RAL-, Sikkens-, NCS | *       | F4        | F4/*   | -           | M         | F4                | F4     | F4       |

Country-style elements available!

F2/\*, F3/\*, F4/\* side walls are available in grooved (OLWR) or smooth (OLW) version in a thickness of 19 mm.

Handle drilling options

TOSCANA F2, F3, F4



20

20/STG

30

45

47

70/STG



PREMIUM

**Glass doors**  
Only universal glass doors available



All RAL/Sikkens/NCS colours available.

Individual parts only available on request and at extra charge!  
No metallic colours available!

**F2 Knotty brushed**

Style: Brushed oak/walnut veneer, 21 mm thick with figure and 45° slim frame on top of door, reverse side identical.

| OBLIQUO H | Front colour | Carcase | Vis. side | Panels | XW5/<br>XW6 | Plinth | Shelving |
|-----------|--------------|---------|-----------|--------|-------------|--------|----------|
| P553 102  | nature, H    | *       | F2        | F2/*   | F2          | F2     | F2       |
| P553 216  | walnut, H    | *       | F2        | F2/*   | F2          | F2     | F2       |
| P553 006  | bianco, H    | KS      | F2        | F2/*   | F2          | F2     | F2       |
| P553 022  | black, H     | KS      | F2        | F2/*   | F2          | F2     | F2       |
| P553 032  | olive, H     | *       | F2        | F2/*   | F2          | F2     | F2       |
| P553 244  | shell, H     | KS      | F2        | F2/*   | F2          | F2     | F2       |

RAL

|          |                        |   |    |      |    |    |    |
|----------|------------------------|---|----|------|----|----|----|
| P556 000 | RAL-, Sikkens-, NCS, H | * | F2 | F2/* | F2 | F2 | F2 |
|----------|------------------------|---|----|------|----|----|----|

| OBLIQUO V | Front colour | Carcase | Vis. side | Panels | XW5/<br>XW6 | Plinth | Shelving |
|-----------|--------------|---------|-----------|--------|-------------|--------|----------|
| P554 102  | nature, V    | *       | F2        | F2/*   | F2          | F2     | F2       |
| P554 216  | walnut, V    | *       | F2        | F2/*   | F2          | F2     | F2       |

|          |           |    |    |      |    |    |    |
|----------|-----------|----|----|------|----|----|----|
| P554 006 | bianco, V | KS | F2 | F2/* | F2 | F2 | F2 |
| P554 022 | black, V  | KS | F2 | F2/* | F2 | F2 | F2 |
| P554 032 | olive, V  | *  | F2 | F2/* | F2 | F2 | F2 |
| P554 244 | shell, V  | KS | F2 | F2/* | F2 | F2 | F2 |

RAL

|          |                        |   |    |      |    |    |    |
|----------|------------------------|---|----|------|----|----|----|
| P558 000 | RAL-, Sikkens-, NCS, V | * | F2 | F2/* | F2 | F2 | F2 |
|----------|------------------------|---|----|------|----|----|----|

F2/\* side walls are available in grooved (OLWR) or smooth (OLW) version in a thickness of 19, 50, 75 and 100 mm.

**F3 Striped brushed**

Style: Plainly brushed oak/walnut veneer, 21 mm thick with 45° slim frame on top of door, reverse side identical.

| OBLIQUO H | Front colour | Carcase | Vis. side | Panels | XW5/<br>XW6 | Plinth | Shelving |
|-----------|--------------|---------|-----------|--------|-------------|--------|----------|
| P563 102  | nature, H    | *       | F3        | F3/*   | F3          | F3     | F3       |
| P563 216  | walnut, H    | *       | F3        | F3/*   | F3          | F3     | F3       |
| P563 006  | bianco, H    | KS      | F3        | F3/*   | F3          | F3     | F3       |
| P563 022  | black, H     | KS      | F3        | F3/*   | F3          | F3     | F3       |
| P563 032  | olive, H     | *       | F3        | F3/*   | F3          | F3     | F3       |
| P563 244  | shell, H     | KS      | F3        | F3/*   | F3          | F3     | F3       |

RAL

|          |                        |   |    |      |    |    |    |
|----------|------------------------|---|----|------|----|----|----|
| P566 000 | RAL-, Sikkens-, NCS, H | * | F3 | F3/* | F3 | F3 | F3 |
|----------|------------------------|---|----|------|----|----|----|

| OBLIQUO V | Front colour | Carcase | Vis. side | Panels | XW5/<br>XW6 | Plinth | Shelving |
|-----------|--------------|---------|-----------|--------|-------------|--------|----------|
| P564 102  | nature, V    | *       | F3        | F3/*   | F3          | F3     | F3       |
| P564 216  | walnut, V    | *       | F3        | F3/*   | F3          | F3     | F3       |

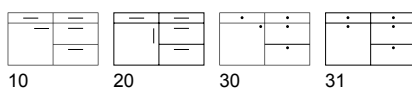
|          |           |    |    |      |    |    |    |
|----------|-----------|----|----|------|----|----|----|
| P564 006 | bianco, V | KS | F3 | F3/* | F3 | F3 | F3 |
| P564 022 | black, V  | KS | F3 | F3/* | F3 | F3 | F3 |
| P564 032 | olive, V  | *  | F3 | F3/* | F3 | F3 | F3 |
| P564 244 | shell, V  | KS | F3 | F3/* | F3 | F3 | F3 |

RAL

|          |                        |   |    |      |    |    |    |
|----------|------------------------|---|----|------|----|----|----|
| P573 000 | RAL-, Sikkens-, NCS, V | * | F3 | F3/* | F3 | F3 | F3 |
|----------|------------------------|---|----|------|----|----|----|

F3/\* side walls are available in grooved (OLWR) or smooth (OLW) version in a thickness of 19, 50, 75 and 100 mm.

Handle drilling options OBLIQUO H/V F2, F3







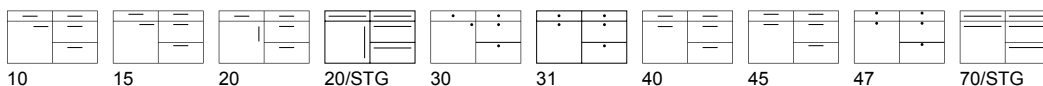
PREMIUM

Glass doors  
G/GA/GM/R Framed glass door



chalk H/V chestnut, H/V real-nature, H/V

Handle drilling options REAL-OAK H/V F2



F2 (previously REAL-OAK) Knotty brushed

Style: Industrial veneer, brushed and lacquered, on raw chipboard substrate, with horizontal/vertical graining, same-coloured edge all around.


| REAL-OAK H | Front colour   | Carcase | Vis. side | W19 | XW5/<br>XW6 | Plinth | Shelving |
|------------|----------------|---------|-----------|-----|-------------|--------|----------|
| P359 104   | chalk, H       | *       | F2        | F2  | F2          | F2     | F2       |
| P359 121   | chestnut, H    | *       | F2        | F2  | F2          | F2     | F2       |
| P359 177   | real-nature, H | *       | F2        | F2  | F2          | F2     | F2       |

| REAL-OAK V | Front colour   | Carcase | Vis. side | W19 | XW5/<br>XW6 | Plinth | Shelving |
|------------|----------------|---------|-----------|-----|-------------|--------|----------|
| P394 104   | chalk, V       | *       | F2        | F2  | F2          | F2     | F2       |
| P394 121   | chestnut, V    | *       | F2        | F2  | F2          | F2     | F2       |
| P394 177   | real-nature, V | *       | F2        | F2  | F2          | F2     | F2       |

W19: Side panels in industrial veneer are only available in a thickness of 19 mm and without grooves.

We would like to point out that in terms of the structure, colour and number of knots the appearance of the industrial veneer can vary and does not constitute grounds for complaint.



PREMIUM

Glass doors  
L Door with vertical side stiles



black graphite pastel loam pastel shadow pastel smoke plage

F1 (previously ROUGH) Knotty raw

Style: Thick oak veneer sandblasted, without grooves (ZERO) or with grooves and 150 mm spacings (R15), vertical graining, reverse side in the same colour

| ZERO     | R15      | Front colour  | Carcase | Vis. side | Panels | XW5 | Plinth | Shelving |
|----------|----------|---------------|---------|-----------|--------|-----|--------|----------|
| P568 022 | P569 022 | black         | KS      | F1        | F1/*   | F1  | F1     | -        |
| P568 017 | P569 017 | graphite      | KS      | F1        | F1/*   | F1  | F1     | -        |
| P568 155 | P569 155 | pastel loam   | *       | F1        | F1/*   | F1  | F1     | -        |
| P568 156 | P569 156 | pastel shadow | *       | F1        | F1/*   | F1  | F1     | -        |
| P568 157 | P569 157 | pastel smoke  | *       | F1        | F1/*   | F1  | F1     | -        |
| P568 158 | P569 158 | plage         | *       | F1        | F1/*   | F1  | F1     | -        |

F1/\* side walls are available in grooved (OLWR) or smooth (OLW) version in a thickness of 19, 50, 75 and 100 mm.

Note for R15:

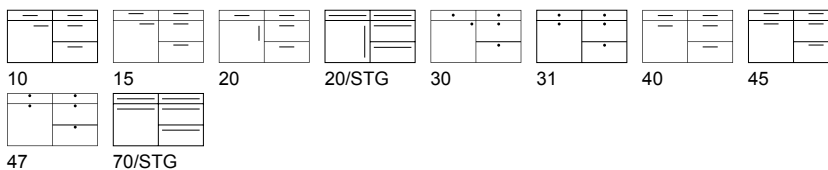
The following fronts have different groove spacings

40 + 80 cm = 132 mm

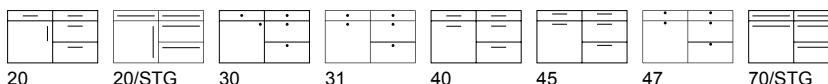
50 cm = 124 mm

100 cm = 142 mm

Handle drilling options ROUGH ZERO F1



Handle drilling options ROUGH R15 F1





PREMIUM

**Glass doors**  
Only universal glass doors available

**F2 Knotty brushed**

**Style:** Veneer oak/walnut front with knots and figure, brushed, on MDF base plate, with vertical lamella direction. 5 mm groove width between the lamellas. 21 mm thick front. Rear side same colour without lamellas.


| VERTICO V | Front colour | Carcase | Vis. side | Panels | XW5/<br>XW6 | Plinth | Shelving |
|-----------|--------------|---------|-----------|--------|-------------|--------|----------|
| P610 104  | chalk        | *       | F2/*1     | F2/*2  | -           | F2     | F2       |
| P610 121  | chestnut     | *       | F2/*1     | F2/*2  | -           | F2     | F2       |
| P610 031  | driftwood    | *       | F2/*1     | F2/*2  | -           | F2     | F2       |
| P610 102  | nature       | *       | F2/*1     | F2/*2  | -           | F2     | F2       |
| P610 216  | walnut       | *       | F2/*1     | F2/*2  | -           | F2     | F2       |

|          |        |    |       |       |   |    |    |
|----------|--------|----|-------|-------|---|----|----|
| P610 006 | bianco | KS | F2/*1 | F2/*2 | - | F2 | F2 |
| P610 022 | black  | KS | F2/*1 | F2/*2 | - | F2 | F2 |
| P610 032 | olive  | *  | F2/*1 | F2/*2 | - | F2 | F2 |
| P610 244 | shell  | KS | F2/*1 | F2/*2 | - | F2 | F2 |

**RAL**

|          |                     |   |       |       |   |    |    |
|----------|---------------------|---|-------|-------|---|----|----|
| P611 000 | RAL-, Sikkens-, NCS | * | F2/*1 | F2/*2 | - | F2 | F2 |
|----------|---------------------|---|-------|-------|---|----|----|

**Note:**  
Visible sides F2/\*1 only available in smooth version.  
Side walls F2/\*2 available in 19 mm smooth (OLW) or 21 mm deep grooved on one side (OLWR)!  
Side walls 50-100 mm only available in smooth version (OLW).



chalk chestnut driftwood nature walnut

All RAL/Sikkens/NCS colours available.



bianco black olive shell


Individual parts only available on request and at extra charge!  
No metallic colours available!

Only available in handleless or with TIP-ON; drillings for handles are not possible due to the grooving.

NOTCHO

F3

Wood Specials



PREMIUM

**Glass doors**  
Only universal glass doors available

**F3 (previously NOTCHO) Striped brushed**

**Style:** Vertically plain veneer grooved front (oak: black and nature, walnut) on raw chipboard/MDF substrate with 2 veneer thicknesses. Front thickness 20 mm, reverse side in the same colour but without grooves.

| NOTCHO   | Front colour | Carcase | Vis. side | Panels | XW5/<br>XW6 | Plinth | Shelving |
|----------|--------------|---------|-----------|--------|-------------|--------|----------|
| P624 022 | black        | KS      | F3/*1     | F3/*2  | -           | F3     | F3       |
| P624 102 | nature       | *       | F3/*1     | F3/*2  | -           | F3     | F3       |
| P624 216 | walnut       | *       | F3/*1     | F3/*2  | -           | F3     | F3       |

**RAL**

|          |                     |   |       |       |   |    |    |
|----------|---------------------|---|-------|-------|---|----|----|
| P625 000 | RAL-, Sikkens-, NCS | * | F3/*1 | F3/*2 | - | F3 | F3 |
|----------|---------------------|---|-------|-------|---|----|----|

All RAL/Sikkens/NCS colours available.

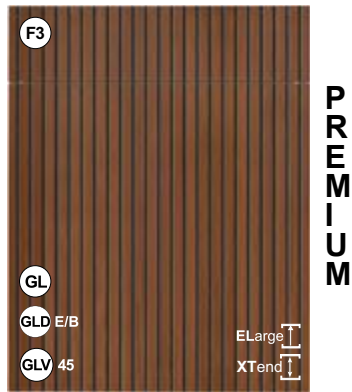


black nature walnut

Individual parts only available on request and at extra charge!  
No metallic colours available!

**Note:**  
Visible side F3/\*1 only available without grooves  
Panels F3/\*2 19 mm only available with grooves on one side (OLWR) or without grooves on both sides (OLW)  
Panels 50-100 mm only available without grooves (OLW)

Only available in handleless or with TIP-ON; drillings for handles are not possible due to the grooving.



### Glass doors

Only universal glass doors available



chestnut

nature

walnut

Only available in handleless or with TIP-ON; drillings for handles are not possible due to the grooving.

## F3 Striped brushed

**Style:** Plain oak/walnut veneer front on black MDF; vertical grooves. Veneer rear side without grooves. The groove between the lamellas is 5 mm wide.


| BLACK STRIPE V  | Front colour | Carcase | Vis. side | Panels | XW5/<br>XW6 | Plinth | Shelving |
|-----------------|--------------|---------|-----------|--------|-------------|--------|----------|
| <b>P622</b> 121 | chestnut     | *       | F3/*1     | F3/*2  | -           | F3     | F3       |
| <b>P622</b> 102 | nature       | *       | F3/*1     | F3/*2  | -           | F3     | F3       |
| <b>P622</b> 216 | walnut       | *       | F3/*1     | F3/*2  | -           | F3     | F3       |

Please note:

**F3/\*1** side panels are always supplied with grooved surfaces, the front edge is unicoloured in wood tone, the rear side of the side panel is black.

**F3/\*2** 19mm side panels are supplied with grooves on one side (OLWR) or smooth (OLW). Front edge is unicoloured in wood tone. Side panels in other thicknesses (50, 75, 100 mm) are available only in smooth version (OLW, without grooves).

The black MDF is always visible on the handle profile for **GLV 45**.



### Glass doors

G/GA/GM/R Framed glass door



nature

## F3 (previously BLACK-LINE) Striped brushed

**Style:** Plain oak veneer on black MDF, horizontal grooving, reverse side oak veneer without grooving

| BLACK-LINE      | Front colour | Carcase | Vis. side | Panels | XW5/<br>XW6 | Plinth | Shelving |
|-----------------|--------------|---------|-----------|--------|-------------|--------|----------|
| <b>P623</b> 102 | nature       | black   | F3/*1     | F3/*2  | -           | F3     | F3       |

Note:

**F3/\*1** The face of visible sides is always supplied with grooving, the front edge is without grooving. The reverse side of the visible side is black.

**F3/\*2** Side panels 19 and 50 mm: available with grooving on one side and on the edge, side panels 75 and 100 mm are not available!


**Note:**

- With GLV45 and GLU the black MDF is always visible on the handle side
- On account of the horizontal grooving **GL780 and S126 cannot be combined** (tall units with vertical GL-strip cannot be combined with handleless base units!)
- Doors outside of the modular grid are not predrilled at the factory

Handle drilling options

BLACK-LINE F3 (only for handle 466/467/470)





PREMIUM

**F1 (previously ORBITA) Knotty raw**

Style: Solid, rustic finished and sandblasted door in knotty oak, 11 cm frame, veneered centre panel, reverse side in the same colour.

| ORBITA   | Front colour        | Carcase | Vis. side | Panels | XW5/<br>XW6 | Plinth | Shelving |
|----------|---------------------|---------|-----------|--------|-------------|--------|----------|
| P442 019 | beachwood           | *       | F1        | F1/*   | -           | F1     | F2       |
| P442 031 | driftwood           | *       | F1        | F1/*   | -           | F1     | F2       |
| P442 102 | nature              | *       | F1        | F1/*   | -           | F1     | F2       |
| RAL      |                     |         |           |        |             |        |          |
| P443 000 | RAL-, Sikkens-, NCS | *       | F1        | F1/*   | -           | F1     | F2       |

Shelves are only available in F2 brushed

**Glass doors**

R Framed glass door,  
H Framed door, glass at top only



beachwood driftwood nature



All RAL/Sikkens/NCS colours available.

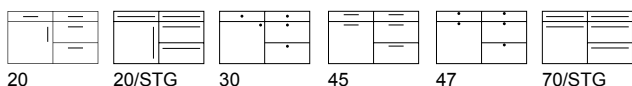
Individual parts only available on request and at extra charge!  
No metallic colours available!

F1/\* side walls are available in grooved (OLWR) or smooth (OLW) version in a thickness of 19, 50, 75 and 100 mm.

**Note:**  
Doors less than 296 mm wide will be supplied without frame.

Please place repeat orders for RAL fronts within 6 months in order to avoid a difference in colour.

Handle drilling options ORBITA F1



PREMIUM

**F1 (previously RIPIENO) Knotty raw**


Style: Solid, rustic finished and sandblasted door in knotty oak, 11 cm frame, solid wood centre panel, reverse side in the same colour.

| RIPIENO  | Front colour        | Carcase | Vis. side | Panels | XW5/<br>XW6 | Plinth | Shelving |
|----------|---------------------|---------|-----------|--------|-------------|--------|----------|
| P541 019 | beachwood           | *       | F1        | F1/*   | -           | F1     | F2       |
| P541 031 | driftwood           | *       | F1        | F1/*   | -           | F1     | F2       |
| P541 102 | nature              | *       | F1        | F1/*   | -           | F1     | F2       |
| RAL      |                     |         |           |        |             |        |          |
| P542 000 | RAL-, Sikkens-, NCS | *       | F1        | F1/*   | -           | F1     | F2       |

Shelves are only available in F2 brushed

**Glass doors**

R Framed glass door,  
H Framed door, glass at top only



beachwood driftwood nature



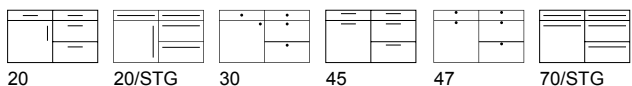
All RAL/Sikkens/NCS colours available.

Individual parts only available on request and at extra charge!  
No metallic colours available!

F1/\* side walls are available in grooved (OLWR) or smooth (OLW) version in a thickness of 19, 50, 75 and 100 mm.

**Note:**  
Doors less than 296 mm wide will be supplied without frame. Pull-out panels less than 352 mm high will be supplied with flat centre panel.

Handle drilling options RIPIENO F1


























Handles & Knobs  
worktop styles  
colour overview  
discontinued items

# Handles | Knobs





| Handles  | No. | Details   | Handles  | No. | Details  |
|--|-----|---|--|-----|--|
|    | 200 | chrome/matt, 160 mm<br><b>GRIBO:</b> 10 - 15 - 20 - 40 - 45   |    | 393 | Matt black, 160 mm<br><b>GRIBO:</b> 10 - 15 - 20 - 40 - 45   |
|    | 222 | Slender stainless steel handle, 192 mm<br><b>MP</b> ●<br><b>GRIBO:</b> 10 - 15 - 20 - 40 - 45   |    | 394 | rose-gold, 160 mm<br><b>GRIBO:</b> 10 - 15 - 20 - 40 - 45  |
|    | 285 | Stainless steel coloured, 160 mm<br><b>MP</b> ●<br><b>GRIBO:</b> 10 - 15 - 20 - 40 - 45   |    | 396 | Stone grey, 160 mm total length 260 mm<br><b>GRIBO:</b> 40 - 45  |
|    | 289 | Anticato, 224 mm colour deviations are possible (restricted use on panels of 300 mm and less)<br><b>MP</b> ● for all price groups<br><b>GRIBO:</b> 10 - 15 - 20 - 40 - 45 |    | 397 | Stone grey, 320 mm total length 419 mm only in combination with handle 396 used from a width of 600 mm<br><b>MP</b><br><b>GRIBO:</b> 40 - 45 |
|   | 298 | Stainless steel finish, 192 mm total length 230 mm<br><b>MP</b><br><b>GRIBO:</b> 10 - 15 - 20 - 40 - 45   |   | 421 | Stainless steel look, 160 mm<br>●<br><b>GRIBO:</b> 10 - 15 - 20 - 40 - 45  |
|  | 299 | Stainless steel look, 128 mm<br>●<br><b>GRIBO:</b> 10 - 15 - 20 - 40 - 45   |  | 422 | Stainless steel look, 320 mm only in combination with handle 421 used from 600 mm width<br><b>MP</b> ●<br><b>GRIBO:</b> 40 - 45              |
|  | 384 | black, 160 mm total length 206 mm<br><b>GRIBO:</b> 10 - 15 - 20 - 40 - 45   |  | 423 | brushed brass, 160 mm total length 170 mm<br>●<br><b>GRIBO:</b> 10 - 15 - 20 - 40 - 45   |
|  | 385 | black knurled, 160 mm total length 188 mm<br>●<br><b>GRIBO:</b> 10 - 15 - 20 - 40 - 45  |  | 424 | black, 160 mm total length 200 mm<br><b>MP</b><br><b>GRIBO:</b> 10 - 15 - 20 - 40 - 45   |
|  | 386 | black, 160 mm total length 181 mm<br><b>GRIBO:</b> 10 - 15 - 20 - 40 - 45   |  | 426 | Matt gold lacquered, 160 mm, total length 230 mm<br><b>GRIBO:</b> 10 - 15 - 20 - 40 - 45   |
|  | 392 | Stainless steel, 160 mm<br><b>GRIBO:</b> 10 - 15 - 20 - 40 - 45   |  | 427 | Powder-coated black, 160 mm, total length 180 mm<br><b>GRIBO:</b> 10 - 15 - 20 - 40 - 45   |

# Handles | Knobs

| Handles   | No. | Details   | Handles  | No. | Details   |
|---|-----|---|--|-----|---|
|    | 428 | titan lacquered, 192 mm, total length 200 mm  |    | 446 | black, 160 mm, total length 209 mm  |
| (N)   |     | GRIBO: 10 - 15 - 20 - 40 - 45   | (N)  |     | GRIBO: 10 - 15 - 20 - 40 - 45   |
|    | 435 | Matt black, 160 mm total length 170 mm  |    | 447 | black, 320 mm, total length 370 mm, only in combination with handle 446, used from a width of 600 mm  |
|   |     | GRIBO: 10 - 15 - 20 - 40 - 45   | (N)  |     | MP<br>GRIBO: 40 - 45  |
|     | 436 | Matt black lacquered, 192 mm total length 199 mm  |    | 448 | bronze, 160 mm, total length 168 mm   |
|   |     | MP<br>GRIBO: 10 - 15 - 20 - 40 - 45   | (N)  |     | GRIBO: 10 - 15 - 20 - 40 - 45   |
|    | 437 | Matt black powder-coated, 128 mm total length 164 mm  |    | 449 | bronze, 320 mm, total length 328 mm, only in combination with handle 448, used from a width of 600 mm |
|   |     | GRIBO: 10 - 15 - 20 - 40 - 45   | (N)  |     | MP<br>GRIBO: 40 - 45  |
|   | 438 | dark metal with weld seams, 160 mm total length 175 mm  |   | 452 | Antiqued black, 160 mm  |
|   |     | MP ●<br>GRIBO: 10 - 15 - 20 - 40 - 45   |  |     | MP<br>GRIBO: 10 - 15 - 20 - 40 - 45   |
|  | 439 | dark metal with weld seams, 320 mm, total length 335 mm only in combination with handle 438 used from a width of 600 mm |  | 453 | Stainless steel look, 192 mm  |
|   |     | MP ●<br>GRIBO: 40 - 45  |  |     | MP ●<br>GRIBO: 10 - 15 - 20 - 40 - 45   |
|  | 442 | gold coloured, 160 mm, total length 209 mm  |  | 461 | Matt black, 192 mm total length 200 mm  |
| (N)   |     | GRIBO: 10 - 15 - 20 - 40 - 45   |  |     | GRIBO: 10 - 15 - 20 - 40 - 45   |
|   | 443 | gold coloured, 320 mm, total length 370 mm, only in combination with handle 442, used from a width of 600 mm            |  | 506 | short bar handle STGE<br>Stainless steel, 184 mm fixed total length 226 mm                            |
| (N)   |     | MP<br>GRIBO: 40 - 45  |  |     | MP ●<br>GRIBO: 10 - 15 - 20 - 40 - 45   |
|  | 444 | green, 160 mm, total length 209 mm  |  | 507 | short bar handle STGEB<br>powder-coated black, 184 mm fixed total length 226 mm                       |
| (N)   |     | GRIBO: 10 - 15 - 20 - 40 - 45   |  |     | MP ●<br>GRIBO: 10 - 15 - 20 - 40 - 45   |
|   | 445 | green, 320 mm, total length 370 mm, only in combination with handle 444, used from a width of 600 mm                    |  |     |   |
| (N)   |     | MP<br>GRIBO: 40 - 45  |  |     |   |



# Handles | Knobs

| Knobs   | No. | Details  | Handle combinations  | No.  | Details  |
|---|-----|--|--|------|--|
|  | 314 | knob, black lacquered, 16 mm<br>Vertical drilling is not possible!<br>●<br><br><b>GRIBO: 40 - 45</b> |  | 466  | Strip handle in brushed black<br><br><b>GRIBO: 10 - 15 - 20 - 40 - 45</b>  |
|  | 315 | knob, black super matt lacquered,<br>60 mm diameter<br>●<br><br><b>GRIBO: 30 - 31</b>                |  | 467* | 160 mm drilling distance<br>total length 225 mm / *375 mm,<br>handle cut-out 130 mm centred<br>the profile is a <b>fixed size</b><br>for all widths<br><br><b>MP ●</b><br><br><b>GRIBO: 40 - 45</b> <small>as from 450 mm cabinet width</small>  |
|  | 318 | knob black<br><br><b>GRIBO: 30 - 31</b>  |  | 470  | <b>Handle combination comprising:</b><br>466 total length 225 mm (for widths 300 + 400 mm)<br>467 total length 375 mm (for widths 450 up to 500 mm)<br>468 total length 525 mm (for widths 600 + 800 mm)<br>469 total length 825 mm (for widths 900 - 1200 mm)<br>used in <b>combination</b><br><br><b>MP ●</b><br><br><b>GRIBO: 40 - 45</b> |

| Knobs  | No. | Details   | Bar handles  | No.    | Details   |
|--|-----|---|--|--------|---|
|   | 372 | Knob anticato<br>colour deviations are possible<br><b>MP ●</b><br><br><b>GRIBO: 30 - 47</b> |    | STGE   | stainless steel<br><br><b>MP ●</b><br><br><b>GRIBO: 20/STG - 70/STG</b>     |
|  | 373 | Knob stainless steel<br>●<br><br><b>GRIBO: 30 - 47</b>                                      |  | STGEB  | Powder-coated black<br><br><b>MP ●</b><br><br><b>GRIBO: 20/STG - 70/STG</b> |
|  |     |   |  | STGBIG | Black<br><br><b>MP ●</b><br><br><b>GRIBO: 20/STG - 70/STG</b>               |

On Shaker-style or profiled doors only vertical (not horizontal) drilling is possible.

**MP** = Handles can be supplied at an extra charge in all price categories.

- = **Planning advice:** in corner solutions it is important to consider the 700 x 700 mm corner in order to guarantee flawless function.

**BAR HANDLES ARE AVAILABLE ACROSS ALL PRICE GROUPS AT EXTRA CHARGE ONLY.**

## GRIBO - Handle drilling options





|   |   |   |   |  |   |   |
|---|---|---|---|--|---|---|
|  |  |  |  |  |  |  |
| GRIBO 1<br>without drilling   | GRIBO 10<br>horizontal  | GRIBO 15<br>horizontal, raised  | GRIBO 20<br>vertical  | GRIBO 20/STG<br>vertical bar handle  | GRIBO 30<br>knob drilling   | GRIBO 31<br>knob drilling centred   |
|  |  |  |  |  |   |   |
| GRIBO 40<br>centred<br>Only available for flat fronts.                              | GRIBO 45<br>centered, raised  | GRIBO 47<br>knob drilling centred, raised   | GRIBO 70/STG<br>hor. bar handle   |  |   |   |

# Handleless systems

NEW LINE

LITE LINE

PREMIUM LINE



**01** GL-E/B Handleless, stainless steel, black or bianco (flat door)

NL LL PL

**04** GLX-E Handleless (door with 90° routing + stainless steel strip)

PL

**02** GLD-E/B Handleless, stainless steel, black or bianco lacquered (flat door)

NL LL PL

**05** GLV-45 Handleless (door with 45° chamfer)

PL

**03** GLV-E/B Handleless (door with 45° chamfer + metal strip), stainless steel or black

PL

**06** GLU Handleless (wooden door with U-moulding)

PL

# Strip handles - groove-inserted

PREMIUM LINE



**01** COM strip square 997  
stainless steel



**02** COM strip square 994  
black



**03** COM strip down 995  
black



**04** COM strip rounded 996  
stainless steel

COM-strips are going to be part of a package price. See addition for price list 2023.

Melamine

Matt

High-gloss

Foil-wrapped

Wood Edition: Wood Range + Wood Specials

Handles & Knobs, worktop styles, colour overview, discontinued items


# Worktop styles



551 CASHMERE



801 TURMALIN



1000 ALPINWEISS



1001 ANTHRAZIT SOLID COLOR



1003 ARLINTON EICHE



1009 BETON ART PERLGRAU




1010 BETON DUNKEL



1011 BÉTON CLAIR



1012 BETON NATUR



1013 BLOCK BOARD NOCHE



1015 BORDOLINO EICHE GRAU




1017 CERAMIC ANTHRAZIT



1018 CERAMICO ROST



1019 ANTHRACITE CHROMIX



1025 DARK NIGHT




1031 CHÉNE SABLE SANREMO



1033 FLASH BLACK



1034 GLADSTONE OAK GREIGE



1036 GLITTERSTONE LIGHT




1037 GRAPHITGRAU, ORION



1039 HALIFAX EICHE WEISS



1047 KUPFER



1049 LICHTGRAU



1053 METALLO GRAUBRAUN



1054 METALLSCHWARZ



1060 NATURAL LANCELOT OAK



1062 NEGRO BRASIL



1068 PALE LANCELOT OAK



1069 PAPYRUS NUBIA BRAUN



1072 RAJA BLACK




1077 SANDGRAU



1095 TIVOLI



1100 VICENZA EICHE HELL



1104 WEISS STEINSTRUKTUR



1107 DOLPHIN

# Worktop styles



1108 SLATE



1109 HALIFAX EICHE NATUR



1110 CRUSH GOLD



1111 HALIFAX CRACK OAK




1150 CARBON



1160 PEBBLE GREY



1180 KITO BLAUSTAHL



1181 SHELL



1182 WARMIA NUSSBAUM, WALNUT;




1183 LONDRA




5001 FENIX BIANCO



5002 FENIX BIANCO ALASKA



5003 FENIX GRIGIO LONDA



5004 FENIX NERO



5005 FENIX BIANCO KOS



6000 EXTREM CARBON




6001 EXTREM EDELWEISS



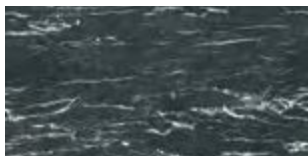
6002 EXTREM ICY WHITE



6003 EXTREM KASHMIRGRAU



6008 EXTREM MAGNOLIENWEISS



6009 EXTREM MARMOR SCHWARZ



6010 EXTREM MARMOR WEISS



6013 EXTREM SHARKY GREY



6014 EXTREM SNOW/KREIDE



6633 CONCRETE SAND

Melamine

Matt

High-gloss

Foil-wrapped

Wood Edition: Wood Range + Wood Specials

Handles & Knobs, worktop styles, colour overview, discontinued items

## Worktop styles

| Code No. | Decor                 | ID      | 40 mm 40/60/100 mm 16 + 40 mm |    |    | Matching front colour | Matching carcass colour | Max. length in mm | Matching upstand |
|----------|-----------------------|---------|-------------------------------|----|----|-----------------------|-------------------------|-------------------|------------------|
|          |                       |         | RK                            | SK | PP |                       |                         |                   |                  |
| 551      | CASHMERE              | 702     | +                             | +  | +  | cashmere              | cashmere                | 4000              | -                |
| 801      | TURMALIN              | FC91    | -                             | +  | +  | turmalin              |                         | 3600              | -                |
| 1000     | ALPINWEISS            | 1025    | +                             | +  | +  | bianco                | bianco                  | 5000              | +                |
| 1001     | ANTHRAZIT SOLID COLOR | 1290    | -                             | +  | +  |                       |                         | 4000              | +                |
| 1003     | ARLINTON EICHE        | H3303   | -                             | +  | +  | natural knotty oak    | natural knotty oak      | 4000              | +                |
| 1009     | BETON ART PERLGRAU    | 44375   | -                             | +  | +  | light oxide           |                         | 4000              | +                |
| 1010     | BETON DUNKEL          | 275     | +                             | +  | +  |                       |                         | 5000              | +                |
| 1011     | BÉTON CLAIR           | 274     | +                             | +  | +  |                       |                         | 5000              | +                |
| 1012     | BETON NATUR           | 34149   | -                             | +  | +  |                       |                         | 4000              | +                |
| 1013     | BLOCK BOARD NOCHE     | 4206    | +                             | +  | +  |                       |                         | 5000              | +                |
| 1015     | BORDOLINO EICHE GRAU  | 1146    | +                             | +  | +  | oak bardolino         |                         | 5000              | +                |
| 1017     | CERAMIC ANTHRAZIT     | 311     | +                             | +  | +  |                       |                         | 5000              | +                |
| 1018     | CERAMICO ROST         | 6008    | +                             | +  | +  |                       |                         | 5000              | +                |
| 1019     | ANTHRACITE CHROMIX    | 641     | +                             | +  | +  |                       |                         | 5000              | +                |
| 1025     | DARK NIGHT            | 901     | -                             | +  | +  | black                 | black                   | 4000              | +                |
| 1031     | CHÉNE SABLE SANREMO   | 34139   | -                             | +  | +  | sanremo oak           |                         | 4000              | +                |
| 1033     | FLASH BLACK           | 7654    | +                             | +  | +  |                       |                         | 5000              | +                |
| 1034     | GLADSTONE OAK GREIGE  | 3326    | +                             | +  | +  |                       |                         | 5000              | +                |
| 1036     | GLITTERSTONE LIGHT    | 7655    | +                             | +  | +  |                       |                         | 5000              | +                |
| 1037     | GRAPHITGRAU           | 1257    | -                             | +  | +  | orion                 | orion                   | 5000              | +                |
| 1039     | HALIFAX EICHE WEISS   | H1176   | -                             |    | +  | halifax white         |                         | 4000              | +                |
| 1047     | KUPFER                | 3236    | +                             | +  | +  |                       |                         | 5000              | +                |
| 1049     | LICHTGRAU             | 1188    | +                             | +  | +  | grigio                |                         | 5000              | +                |
| 1053     | METALLO GRAUBRAUN     | 633     | +                             | +  | +  |                       |                         | 5000              | +                |
| 1054     | METALLSCHWARZ         | 1233    | +                             | +  | +  | graphite              | graphite                | 5000              | +                |
| 1060     | NATURAL LANCELOT OAK  | 4263    | +                             | +  | +  |                       |                         | 5000              | +                |
| 1062     | NEGRO BRASIL          | 6216    | -                             | +  | +  |                       |                         | 5000              | +                |
| 1068     | PALE LANCELOT OAK     | 4262    | +                             | +  | +  |                       |                         | 5000              | +                |
| 1069     | PAPYRUS NUBIA BRAUN   | 22008   | +                             | +  | +  |                       |                         | 5000              | +                |
| 1072     | RAJA BLACK            | 3505    | +                             | +  | +  |                       |                         | 5000              | +                |
| 1077     | SANDGRAU              | 1184    | +                             | +  | +  |                       |                         | 5000              | +                |
| 1095     | TIVOLI                | 6244    | +                             | +  | +  |                       |                         | 5000              | +                |
| 1100     | VICENZA EICHE HELL    | H3157   | -                             | +  | +  | vicenza oak claire    |                         | 4000              | +                |
| 1104     | WEISS STEINSTRUKTUR   | 0179    | -                             | +  | +  | optiwhite             | optiwhite               | 5000              | +                |
| 1107     | DOLPHIN               | U12044  | -                             | +  | +  | dolphin               | dolphin                 | 5000              | +                |
| 1108     | SLATE                 | U12986  | -                             | +  | +  | slate                 | slate                   | 5000              | +                |
| 1109     | HALIFAX EICHE NATUR   | H1180   | -                             | +  | +  | halifax nature        |                         | 5000              | +                |
| 1110     | CRUSH GOLD            | F442    | -                             | +  | +  | crush gold            |                         | 5000              | +                |
| 1111     | HALIFAX CRACK OAK     | H3183   | -                             | +  | +  | halifax crack oak     | halifax crack oak       | 5000              | +                |
| 1150     | CARBON                | U201    | -                             | +  | +  | carbon                | carbon                  | 5000              | +                |
| 1160     | PEBBLE GREY           | U968    | -                             | +  | +  | pebble-grey           | pebble-grey             | 5000              | +                |
| 1180     | KITO BLAUSTAHL        | FG76111 | -                             | +  | +  | steel blue            |                         | 5000              | +                |
| 1181     | SHELL                 | 705     | -                             | +  | +  | shell                 | shell                   | 5000              | +                |
| 1182     | WARMIA NUSSBAUM       | 1307    | -                             | +  | +  | walnut                | walnut                  | 5000              | +                |
| 1183     | LONDRA                | 12074   | +                             | +  | +  | londra                | londra                  | 5000              | +                |
| 6633     | CONCRETE SAND         | 42364   | +                             | +  | +  | cem. sand             |                         | 4000              | -                |

### FENIX-Decors

|      |                     |      |   |   |    |           |           |      |   |
|------|---------------------|------|---|---|----|-----------|-----------|------|---|
| 5001 | FENIX BIANCO        | 29   | - | + | FE | bianco    | bianco    | 4000 | + |
| 5002 | FENIX BIANCO ALASKA | 30   | - | + | FE | optiwhite | optiwhite | 4000 | + |
| 5003 | FENIX GRIGIO LONDA  | 718  | - | + | FE | londra    | londra    | 4000 | + |
| 5004 | FENIX NERO          | 720  | - | + | FE | black     | black     | 4000 | + |
| 5005 | FENIX BIANCO KOS    | 0032 | - | + | FE | kos white | bianco    | 4000 | + |

# Worktop styles

| Code No.             | Decor                 | ID       | 40 mm RK | 40/60/100 mm SK | 16 + 40 mm PP | Matching front colour | Matching carcass colour | Max. length in mm | Matching upstand |
|----------------------|-----------------------|----------|----------|-----------------|---------------|-----------------------|-------------------------|-------------------|------------------|
| <b>EXTREM-Decors</b> |                       |          |          |                 |               |                       |                         |                   |                  |
| 6000                 | EXTREM CARBON         | U1233 XM | -        | +               | XM            | graphite              | graphite                | 4000              | +                |
| 6001                 | EXTREM EDELWEISS      | SR209 XM | -        | +               | XM            |                       |                         | 4000              | +                |
| 6002                 | EXTREM ICY WHITE      | U1027 XM | -        | +               | XM            | optiwhite             | optiwhite               | 4000              | +                |
| 6003                 | EXTREM KASHMIRGRAU    | U1168 XM | -        | +               | XM            | cashmere              | cashmere                | 4000              | +                |
| 6008                 | EXTREM MAGNOLIENWEISS | U1379 XM | -        | +               | XM            | magnolia              | magnolia                | 4000              | +                |
| 6009                 | EXTREM MARMOR SCHWARZ | S63028   | -        | +               | XM            |                       |                         | 4000              | +                |
| 6010                 | EXTREM MARMOR WEISS   | S63009   | -        | +               | XM            |                       |                         | 4000              | +                |
| 6013                 | EXTREM SHARKY GREY    | U091 XM  | -        | +               | XM            | sharky                | sharky                  | 4000              | +                |
| 6014                 | EXTREM SNOW/KREIDE    | U102 XM  | -        | +               | XM            | snow                  | snow                    | 4000              | +                |

FE Fenix HPL (special pricing, see price-list), PP PP-edge, RK rounded edge, SK HPL edge, WAP upstand, XM Extrem HPL (special pricing, see price-list)

## XM worktops

- Decorative high-pressure laminate with durable, electron-beam hardened surface and polished reverse side.
- Super-matt texture for the front and worktop with all the quality features and standard values for high-pressure laminate (HPL).
- Comfortably warm, velvety soft feel, inviting touch.
- Impervious to finger and grease marks, for visual appeal in everyday use.
- Optimum ease of cleaning for effortless removal of everyday soiling, above all stubborn grease stains.

## Important:

In order to enjoy your XTreme kitchen surfaces for as long as possible, we advise you to observe the following instructions:

- Fine, extra matt surfaces are delicate. The texture itself cannot prevent scratches
- Especially with darker decors mechanical stress can leave behind visible, unsightly marks

Signs of wear, caused for example by unglazed porcelain or cutting on the worktop, do not constitute grounds for complaint.

# Colour overview melamine

## PREMIUM LINE

| KS melamine | Carcass | Vis. side | W 19 | WR 19 | W 50 | W 75+100 | Pilasters | XW5/<br>XW6 | Plinth | Shelving |
|-------------|---------|-----------|------|-------|------|----------|-----------|-------------|--------|----------|
| arcai-red   | -       | •         | •    | -     | -    | •        | -         | •           | •      | -        |
| bianco      | KS      | -         | •    | •     | -    | •        | K         | -           | •      | •        |
| black       | KS      | -         | •    | -     | -    | -        | -         | -           | •      | •        |
| blackblue   | -       | •         | •    | -     | -    | •        | -         | •           | •      | -        |
| blackgreen  | -       | •         | •    | -     | -    | •        | -         | •           | •      | -        |
| carbon      | KS      | -         | •    | -     | •    | •        | -         | •           | •      | •        |
| dolphin     | KS      | -         | •    | -     | •    | •        | -         | •           | •      | •        |
| fango       | -       | •         | •    | -     | •    | •        | -         | •           | •      | •        |
| graphite    | KS      | -         | •    | -     | -    | -        | -         | -           | •      | •        |
| grigio      | -       | •         | •    | -     | -    | •        | -         | •           | •      | •        |
| cashmere    | KS      | -         | •    | •     | •    | •        | K         | •           | •      | •        |
| pebble-grey | KS      | -         | •    | -     | •    | •        | -         | •           | •      | •        |
| londra      | KS      | -         | •    | -     | •    | •        | -         | •           | •      | •        |
| magnolia    | KS      | -         | •    | -     | -    | -        | -         | -           | •      | •        |
| moss        | -       | •         | •    | -     | -    | •        | -         | •           | •      | -        |
| muscata     | -       | •         | •    | -     | -    | •        | -         | •           | •      | •        |
| optiwhite   | KS      | -         | •    | -     | •    | •        | -         | •           | •      | •        |
| orion       | KS      | -         | •    | -     | •    | •        | -         | •           | •      | •        |
| sharky      | KS      | -         | •    | -     | •    | •        | -         | •           | •      | •        |
| shell       | KS      | -         | •    | -     | •    | •        | -         | •           | •      | •        |
| slate       | KS      | -         | •    | -     | •    | •        | -         | •           | •      | •        |
| snow        | KS      | -         | •    | -     | -    | -        | -         | -           | •      | •        |
| stormgrey   | -       | •         | •    | -     | -    | •        | -         | •           | •      | -        |

K Pilaster, foil-wrapped



# Colour overview melamine

## LITE LINE

| KS melamine | Carcase | Vis. side | W 19 | WR 19 | W 50 | W 75+100 | Pilasters | XW5/<br>XW6 | Plinth | Shelving |
|-------------|---------|-----------|------|-------|------|----------|-----------|-------------|--------|----------|
| arcai-red   | -       | •         | •    | -     | -    | •        | -         | •           | •      | -        |
| bianco      | KS      | -         | •    | -     | -    | •        | -         | -           | •      | •        |
| blackblue   | -       | •         | •    | -     | -    | •        | -         | •           | •      | -        |
| blackgreen  | -       | •         | •    | -     | -    | •        | -         | •           | •      | -        |
| carbon      | KS      | -         | •    | -     | •    | •        | -         | •           | •      | •        |
| dolphin     | KS      | -         | •    | -     | •    | •        | -         | •           | •      | •        |
| fango       | -       | •         | •    | -     | •    | •        | -         | •           | •      | •        |
| grigio      | -       | •         | •    | -     | -    | •        | -         | •           | •      | •        |
| cashmere    | -       | •         | •    | -     | •    | •        | -         | •           | •      | •        |
| pebble-grey | -       | •         | •    | -     | •    | •        | -         | •           | •      | •        |
| londra      | Ⓝ       | -         | •    | -     | •    | •        | -         | •           | •      | •        |
| magnolia    | -       | -         | •    | -     | -    | -        | -         | -           | •      | •        |
| moss        | -       | •         | •    | -     | -    | •        | -         | •           | •      | -        |
| muscata     | -       | •         | •    | -     | -    | •        | -         | •           | •      | •        |
| optiwhite   | -       | •         | •    | -     | •    | •        | -         | •           | •      | •        |
| orion       | -       | •         | •    | -     | •    | •        | -         | •           | •      | •        |
| sharky      | -       | •         | •    | -     | •    | •        | -         | •           | •      | •        |
| shell       | -       | •         | •    | -     | •    | •        | -         | •           | •      | •        |
| slate       | KS      | -         | •    | -     | •    | •        | -         | •           | •      | •        |
| snow        | -       | -         | •    | -     | -    | -        | -         | -           | •      | •        |
| stormgrey   | -       | •         | •    | -     | -    | •        | -         | •           | •      | -        |

## NEW LINE

| KS melamine | Carcase | Vis. side | W 19 | WR 19 | W 50 | W 75+100 | Pilasters | XW5/<br>XW6 | Plinth | Shelving |
|-------------|---------|-----------|------|-------|------|----------|-----------|-------------|--------|----------|
| arcai-red   | -       | •         | •    | -     | -    | -        | -         | •           | •      | -        |
| bianco      | KS      | -         | •    | -     | -    | -        | -         | -           | •      | •        |
| blackblue   | -       | •         | •    | -     | -    | -        | -         | •           | •      | -        |
| blackgreen  | -       | •         | •    | -     | -    | -        | -         | •           | •      | -        |
| carbon      | KS      | -         | •    | -     | -    | -        | -         | •           | •      | •        |
| delphin     | KS      | -         | •    | -     | -    | -        | -         | •           | •      | •        |
| fango       | -       | •         | •    | -     | -    | -        | -         | •           | •      | •        |
| grigio      | -       | •         | •    | -     | -    | -        | -         | •           | •      | •        |
| cashmere    | -       | •         | •    | -     | -    | -        | -         | •           | •      | •        |
| pebble-grey | -       | •         | •    | -     | -    | -        | -         | •           | •      | •        |
| londra      | Ⓝ       | -         | •    | -     | -    | -        | -         | •           | •      | •        |
| magnolia    | -       | -         | •    | -     | -    | -        | -         | -           | •      | •        |
| moss        | -       | •         | •    | -     | -    | -        | -         | •           | •      | -        |
| muscata     | -       | •         | •    | -     | -    | -        | -         | •           | •      | •        |
| optiwhite   | -       | •         | •    | -     | -    | -        | -         | •           | •      | •        |
| orion       | -       | •         | •    | -     | -    | -        | -         | •           | •      | •        |
| sharky      | -       | •         | •    | -     | -    | -        | -         | •           | •      | •        |
| shell       | -       | •         | •    | -     | -    | -        | -         | •           | •      | •        |
| slate       | KS      | -         | •    | -     | -    | -        | -         | •           | •      | •        |
| snow        | -       | -         | •    | -     | -    | -        | -         | -           | •      | •        |
| stormgrey   | -       | •         | •    | -     | -    | -        | -         | •           | •      | -        |

## PREMIUM LINE

| WL Woodline        | Carcase | Vis. side | W 19 | WR 19 | W 50 | W 75+100 | Pilasters | XW5/<br>XW6 | Plinth | Shelving |
|--------------------|---------|-----------|------|-------|------|----------|-----------|-------------|--------|----------|
| black burned       | -       | •         | •    | -     | -    | •        | -         | •           | •      | -        |
| denver-oak         | -       | •         | •    | -     | -    | •        | -         | •           | •      | -        |
| oak bardolino      | -       | •         | •    | -     | -    | •        | -         | •           | •      | -        |
| natural knotty oak | KS      | -         | •    | -     | •    | •        | -         | •           | •      | •        |
| sanremo oak        | -       | •         | •    | -     | •    | •        | -         | •           | •      | •        |
| vicenza oak claire | -       | •         | •    | -     | •    | •        | -         | •           | •      | •        |

## LITE LINE

| WL Woodline        | Carcase | Vis. side | W 19 | WR 19 | W 50 | W 75+100 | Pilasters | XW5/<br>XW6 | Plinth | Shelving |
|--------------------|---------|-----------|------|-------|------|----------|-----------|-------------|--------|----------|
| black burned       | -       | •         | •    | -     | -    | •        | -         | •           | •      | -        |
| denver-oak         | -       | •         | •    | -     | -    | •        | -         | •           | •      | -        |
| oak bardolino      | -       | •         | •    | -     | -    | •        | -         | •           | •      | -        |
| natural knotty oak | -       | •         | •    | -     | •    | •        | -         | •           | •      | •        |
| sanremo oak        | -       | •         | •    | -     | •    | •        | -         | •           | •      | •        |
| vicenza oak claire | -       | •         | •    | -     | •    | •        | -         | •           | •      | •        |

# Colour overview melamine

## NEW LINE

| WL Woodline        | Carcase | Vis. side | W 19 | WR 19 | W 50 | W75+100 | Pilasters | XW5/<br>XW6 | Plinth | Shelving |
|--------------------|---------|-----------|------|-------|------|---------|-----------|-------------|--------|----------|
| black burned       | -       | •         | •    | -     | -    | -       | -         | •           | •      | -        |
| denver-oak         | -       | •         | •    | -     | -    | -       | -         | •           | •      | -        |
| oak bardolino      | -       | •         | •    | -     | -    | -       | -         | •           | •      | -        |
| natural knotty oak | -       | •         | •    | -     | -    | -       | -         | •           | •      | •        |
| sanremo oak        | -       | •         | •    | -     | -    | -       | -         | •           | •      | •        |
| vicenza oak claire | -       | •         | •    | -     | -    | -       | -         | •           | •      | •        |

## PREMIUM LINE

| ST Texture            | Carcase | Vis. side | W 19 | WR 19 | W 50 | W75+100 | Pilasters | XW5/<br>XW6 | Plinth | Shelving |
|-----------------------|---------|-----------|------|-------|------|---------|-----------|-------------|--------|----------|
| agave (Feelwood) (N)  | -       | •         | •    | -     | -    | •       | -         | •           | •      | •        |
| amber                 | -       | •         | •    | -     | -    | •       | -         | •           | •      | •        |
| argento               | -       | •         | •    | -     | •    | •       | -         | •           | •      | •        |
| basalt dark           | -       | •         | •    | -     | -    | •       | -         | •           | •      | •        |
| black (Albero)        | KS      | •         | •    | -     | -    | •       | -         | •           | •      | •        |
| black (Cemento)       | KS      | •         | •    | -     | -    | •       | -         | •           | •      | •        |
| black (Feelwood)      | KS      | •         | •    | -     | -    | •       | -         | •           | •      | •        |
| black (Metal)         | KS      | •         | •    | -     | -    | •       | -         | •           | •      | •        |
| black (Riga) (N)      | -       | •         | •    | -     | -    | •       | -         | •           | -      | -        |
| bronze                | -       | •         | •    | -     | -    | •       | -         | •           | •      | •        |
| brown (Metal)         | -       | •         | •    | -     | -    | •       | -         | •           | •      | •        |
| brown (Riga) (N)      | -       | •         | •    | -     | -    | •       | -         | •           | -      | -        |
| carbon (Feelwood) (N) | KS      | •         | •    | -     | -    | •       | -         | •           | •      | •        |
| clay (N)              | -       | •         | •    | -     | -    | •       | -         | •           | •      | •        |
| coffee                | -       | •         | •    | -     | -    | •       | -         | •           | •      | •        |
| halifax crack oak     | KS      | -         | •    | -     | •    | •       | -         | •           | •      | •        |
| halifax nature        | -       | •         | •    | -     | •    | •       | -         | •           | •      | •        |
| halifax tin dark      | -       | •         | •    | -     | -    | •       | -         | •           | •      | -        |
| halifax white         | -       | •         | •    | -     | •    | •       | -         | •           | •      | •        |
| hazel (Riga) (N)      | -       | •         | •    | -     | -    | •       | -         | •           | -      | •        |
| hazel (Sable) (N)     | -       | •         | •    | -     | -    | •       | -         | •           | •      | •        |
| knotty oak            | -       | •         | •    | -     | •    | •       | -         | •           | •      | •        |
| light grey            | -       | •         | •    | -     | -    | •       | -         | •           | •      | •        |
| londra (Feelwood) (N) | -       | •         | •    | -     | -    | •       | -         | •           | •      | •        |
| nature                | -       | •         | •    | -     | -    | •       | -         | •           | •      | •        |
| nocciola (N)          | -       | •         | •    | -     | •    | •       | -         | •           | •      | •        |
| noce                  | -       | •         | •    | -     | -    | •       | -         | •           | •      | •        |
| light oxide           | -       | •         | •    | -     | -    | •       | -         | •           | •      | •        |
| sand (Cemento) (N)    | -       | •         | •    | -     | -    | •       | -         | •           | •      | •        |
| sherwood black        | KS      | •         | •    | -     | -    | •       | -         | •           | •      | •        |
| sherwood burned wood  | -       | •         | •    | -     | -    | •       | -         | •           | •      | -        |
| sherwood bushy park   | -       | •         | •    | -     | -    | •       | -         | •           | •      | •        |
| sherwood engadina     | -       | •         | •    | -     | -    | •       | -         | •           | •      | •        |
| sherwood graphite     | KS      | •         | •    | -     | -    | •       | -         | •           | •      | •        |
| sherwood greenwich    | -       | •         | •    | -     | -    | •       | -         | •           | •      | •        |
| sherwood nature       | -       | •         | •    | -     | -    | •       | -         | •           | •      | •        |
| dark steel            | -       | •         | •    | -     | -    | •       | -         | •           | •      | •        |
| steel blue            | -       | •         | •    | -     | -    | •       | -         | •           | •      | •        |
| tobac (Riga) (N)      | -       | •         | •    | -     | -    | •       | -         | •           | -      | •        |
| tobac (Sable) (N)     | -       | •         | •    | -     | -    | •       | -         | •           | •      | •        |
| turmalin (N)          | -       | •         | •    | -     | -    | •       | -         | •           | •      | •        |
| walnut                | KS      | -         | •    | -     | •    | •       | -         | •           | •      | •        |

# Colour overview melamine

## LITE LINE

| ST Texture            | Carcase | Vis. side | W 19 | WR 19 | W 50 | W 75+100 | Pilasters | XW5/<br>XW6 | Plinth | Shelving |
|-----------------------|---------|-----------|------|-------|------|----------|-----------|-------------|--------|----------|
| agave (Feelwood) (N)  | -       | •         | •    | -     | -    | •        | -         | •           | •      | •        |
| amber                 | -       | •         | •    | -     | -    | •        | -         | •           | •      | •        |
| argento               | -       | •         | •    | -     | •    | •        | -         | •           | •      | •        |
| basalt dark           | -       | •         | •    | -     | -    | •        | -         | •           | •      | •        |
| black (Albero)        | -       | •         | •    | -     | -    | •        | -         | •           | •      | •        |
| black (Cemento)       | -       | •         | •    | -     | -    | •        | -         | •           | •      | •        |
| black (Feelwood)      | -       | •         | •    | -     | -    | •        | -         | •           | •      | •        |
| black (Metal)         | -       | •         | •    | -     | -    | •        | -         | •           | •      | •        |
| bronze                | -       | •         | •    | -     | -    | •        | -         | •           | •      | •        |
| brown (Metal)         | -       | •         | •    | -     | -    | •        | -         | •           | •      | •        |
| carbon (Feelwood) (N) | KS      | •         | •    | -     | -    | •        | -         | •           | •      | •        |
| clay (N)              | -       | •         | •    | -     | -    | •        | -         | •           | •      | •        |
| coffee                | -       | •         | •    | -     | -    | •        | -         | •           | •      | •        |
| halifax crack oak     | -       | •         | •    | -     | •    | •        | -         | •           | •      | •        |
| halifax nature        | -       | •         | •    | -     | •    | •        | -         | •           | •      | •        |
| halifax tin dark      | -       | •         | •    | -     | -    | •        | -         | •           | •      | -        |
| halifax white         | -       | •         | •    | -     | •    | •        | -         | •           | •      | •        |
| hazel (Sable) (N)     | -       | •         | •    | -     | -    | •        | -         | •           | •      | •        |
| knotty oak            | -       | •         | •    | -     | •    | •        | -         | •           | •      | •        |
| light grey            | -       | •         | •    | -     | -    | •        | -         | •           | •      | •        |
| londra (Feelwood) (N) | -       | •         | •    | -     | -    | •        | -         | •           | •      | •        |
| nature                | -       | •         | •    | -     | -    | •        | -         | •           | •      | •        |
| nocciola (N)          | -       | •         | •    | -     | •    | •        | -         | •           | •      | •        |
| noce                  | -       | •         | •    | -     | -    | •        | -         | •           | •      | •        |
| light oxide           | -       | •         | •    | -     | -    | •        | -         | •           | •      | •        |
| sand (Cemento) (N)    | -       | •         | •    | -     | -    | •        | -         | •           | •      | •        |
| sherwood black        | -       | •         | •    | -     | -    | •        | -         | •           | •      | •        |
| sherwood burned wood  | -       | •         | •    | -     | -    | •        | -         | •           | •      | -        |
| sherwood bushy park   | -       | •         | •    | -     | -    | •        | -         | •           | •      | •        |
| sherwood engadina     | -       | •         | •    | -     | -    | •        | -         | •           | •      | •        |
| sherwood graphite     | -       | •         | •    | -     | -    | •        | -         | •           | •      | •        |
| sherwood greenwich    | -       | •         | •    | -     | -    | •        | -         | •           | •      | •        |
| sherwood nature       | -       | •         | •    | -     | -    | •        | -         | •           | •      | •        |
| dark steel            | -       | •         | •    | -     | -    | •        | -         | •           | •      | •        |
| steel blue            | -       | •         | •    | -     | -    | •        | -         | •           | •      | •        |
| tobac (Sable) (N)     | -       | •         | •    | -     | -    | •        | -         | •           | •      | •        |
| turmalin (N)          | -       | •         | •    | -     | -    | •        | -         | •           | •      | •        |
| walnut                | -       | •         | •    | -     | •    | •        | -         | •           | •      | •        |

## NEW LINE

| ST Texture         | Carcase | Vis. side | W 19 | WR 19 | W 50 | W 75+100 | Pilasters | XW5/<br>XW6 | Plinth | Shelving |
|--------------------|---------|-----------|------|-------|------|----------|-----------|-------------|--------|----------|
| amber              | -       | •         | •    | -     | -    | -        | -         | •           | •      | •        |
| argento            | -       | •         | •    | -     | -    | -        | -         | •           | •      | •        |
| basalt dark        | -       | •         | •    | -     | -    | -        | -         | •           | •      | •        |
| black              | -       | •         | •    | -     | -    | -        | -         | •           | •      | •        |
| bronze             | -       | •         | •    | -     | -    | -        | -         | •           | •      | •        |
| halifax crack oak  | -       | •         | •    | -     | -    | -        | -         | •           | •      | •        |
| halifax natur      | -       | •         | •    | -     | -    | -        | -         | •           | •      | •        |
| halifax tin dark   | -       | •         | •    | -     | -    | -        | -         | •           | •      | -        |
| halifax white      | -       | •         | •    | -     | -    | -        | -         | •           | •      | •        |
| knotty oak         | -       | •         | •    | -     | -    | -        | -         | •           | •      | •        |
| light grey         | -       | •         | •    | -     | -    | -        | -         | •           | •      | •        |
| nocciola (N)       | -       | •         | •    | -     | -    | -        | -         | •           | •      | •        |
| light oxide        | -       | •         | •    | -     | -    | -        | -         | •           | •      | •        |
| sand (Cemento) (N) | -       | •         | •    | -     | -    | -        | -         | •           | •      | •        |
| steelblue          | -       | •         | •    | -     | -    | -        | -         | •           | •      | •        |
| walnut             | -       | •         | •    | -     | -    | -        | -         | •           | •      | •        |

## PREMIUM LINE

| ES Stainless steel | Carcase | Vis. side | W 19 | WR 19 | W 50 | W 75+100 | Pilasters | XW5/<br>XW6 | Plinth | Shelving |
|--------------------|---------|-----------|------|-------|------|----------|-----------|-------------|--------|----------|
| stainless steel    | -       | -         | -    | -     | -    | -        | -         | -           | •      | -        |

# Colour overview matt

## PREMIUM LINE

| UM Ultra matt | Carcase | Vis. side | W 19 | WR 19 | W 50 | W 75+100 | Pilasters | XW5/<br>XW6 | Plinth | Shelving |
|---------------|---------|-----------|------|-------|------|----------|-----------|-------------|--------|----------|
| bianco        | KS      | •         | •    | -     | -    | •        | -         | •           | •      | •        |
| magnolia      | KS      | •         | •    | -     | -    | •        | -         | •           | •      | •        |
| snow          | KS      | •         | •    | -     | -    | •        | -         | •           | •      | •        |

## LITE LINE

| UM Ultra matt | Carcase | Vis. side | W 19 | WR 19 | W 50 | W 75+100 | Pilasters | XW5/<br>XW6 | Plinth | Shelving |
|---------------|---------|-----------|------|-------|------|----------|-----------|-------------|--------|----------|
| bianco        | KS      | •         | •    | -     | -    | •        | -         | •           | •      | •        |
| magnolia      | -       | •         | •    | -     | -    | •        | -         | •           | •      | •        |
| snow          | -       | •         | •    | -     | -    | •        | -         | •           | •      | •        |

## NEW LINE

| UM Ultra matt | Carcase | Vis. side | W 19 | WR 19 | W 50 | W 75+100 | Pilasters | XW5/<br>XW6 | Plinth | Shelving |
|---------------|---------|-----------|------|-------|------|----------|-----------|-------------|--------|----------|
| bianco        | KS      | •         | •    | -     | -    | -        | -         | •           | •      | •        |
| magnolia      | -       | •         | •    | -     | -    | -        | -         | •           | •      | •        |
| snow          | -       | •         | •    | -     | -    | -        | -         | •           | •      | •        |

## PREMIUM LINE

| SM HPL matt | Carcase | Vis. side | W 19 | WR 19 | W 50 | W 75+100 | Pilasters | XW5/<br>XW6 | Plinth | Shelving |
|-------------|---------|-----------|------|-------|------|----------|-----------|-------------|--------|----------|
| bianco      | KS      | •         | •    | -     | •    | •        | -         | •           | •      | •        |
| kos white   | KS      | •         | •    | -     | •    | -        | -         | -           | •      | •        |
| magnolia    | KS      | •         | •    | -     | •    | •        | -         | •           | •      | •        |
| optiwhite   | KS      | •         | •    | -     | •    | •        | -         | •           | •      | •        |
| shell       | KS      | •         | •    | -     | •    | •        | -         | •           | •      | •        |

## LITE LINE

| SM HPL matt | Carcase | Vis. side | W 19 | WR 19 | W 50 | W 75+100 | Pilasters | XW5/<br>XW6 | Plinth | Shelving |
|-------------|---------|-----------|------|-------|------|----------|-----------|-------------|--------|----------|
| bianco      | KS      | •         | •    | -     | •    | •        | -         | •           | •      | •        |
| magnolia    | -       | •         | •    | -     | •    | •        | -         | •           | •      | •        |
| optiwhite   | -       | •         | •    | -     | •    | •        | -         | •           | •      | •        |
| shell       | -       | •         | •    | -     | •    | •        | -         | •           | •      | •        |

## NEW LINE

| SM HPL matt | Carcase | Vis. side | W 19 | WR 19 | W 50 | W 75+100 | Pilasters | XW5/<br>XW6 | Plinth | Shelving |
|-------------|---------|-----------|------|-------|------|----------|-----------|-------------|--------|----------|
| bianco      | KS      | •         | •    | -     | -    | -        | -         | •           | •      | •        |
| magnolia    | -       | •         | •    | -     | -    | -        | -         | •           | •      | •        |
| optiwhite   | -       | •         | •    | -     | -    | -        | -         | •           | •      | •        |
| shell       | -       | •         | •    | -     | -    | -        | -         | •           | •      | •        |

## PREMIUM LINE

| SMF Fenix     | Carcase | Vis. side | W 19 | WR 19 | W 50 | W 75+100 | Pilasters | XW5/<br>XW6 | Plinth | Shelving |
|---------------|---------|-----------|------|-------|------|----------|-----------|-------------|--------|----------|
| bianco        | KS      | •         | •    | -     | •    | -        | -         | •           | •      | -        |
| black         | KS      | •         | •    | -     | •    | -        | -         | •           | •      | -        |
| bromo         | -       | •         | •    | -     | •    | -        | -         | •           | •      | -        |
| cacao         | -       | •         | •    | -     | •    | -        | -         | •           | •      | -        |
| lightgrey     | -       | •         | •    | -     | •    | -        | -         | •           | •      | -        |
| kos white     | KS      | •         | •    | -     | •    | -        | -         | •           | •      | -        |
| londra        | -       | •         | •    | -     | •    | -        | -         | •           | •      | -        |
| midnight blue | -       | •         | •    | -     | •    | -        | -         | •           | •      | -        |
| optiwhite     | KS      | •         | •    | -     | •    | -        | -         | •           | •      | -        |
| rosso         | -       | •         | •    | -     | •    | -        | -         | •           | •      | -        |
| verde         | -       | •         | •    | -     | •    | -        | -         | •           | •      | -        |
| cement white  | -       | SZ        | SZ   | -     | SZ   | SZ       | -         | •           | SZ     | -        |

SZ HPL soft cement

## PREMIUM LINE

| XTR Xtreme            | Carcase | Vis. side | W 19 | WR 19 | W 50 | W 75+100 | Pilasters | XW5/<br>XW6 | Plinth | Shelving |
|-----------------------|---------|-----------|------|-------|------|----------|-----------|-------------|--------|----------|
| black                 | KS      | •         | •    | -     | •    | •        | -         | •           | •      | -        |
| graphite              | KS      | •         | •    | -     | •    | •        | -         | •           | •      | -        |
| londra <sup>(N)</sup> | KS      | •         | •    | -     | •    | •        | -         | •           | •      | -        |
| optiwhite             | KS      | •         | •    | -     | •    | •        | -         | •           | •      | -        |
| orion                 | KS      | •         | •    | -     | •    | •        | -         | •           | •      | -        |
| shell                 | KS      | •         | •    | -     | •    | •        | -         | •           | •      | -        |
| snow                  | KS      | •         | •    | -     | •    | •        | -         | •           | •      | -        |

# Colour overview matt

## PREMIUM LINE

| ACM - Acrylic matt | Carcase   | Vis. side | W 19 | WR 19 | W 50 | W 75+<br>W 100 | Pilasters | XW5/<br>XW6 | Plinth | Shelving  |
|--------------------|-----------|-----------|------|-------|------|----------------|-----------|-------------|--------|-----------|
| aureo              | KS kiesel | •         | •    | -     | -    | -              | -         | •           | •      | KS kiesel |
| bianco             | KS        | •         | •    | -     | -    | -              | -         | •           | •      | KS*       |
| black              | KS        | •         | •    | -     | -    | -              | -         | •           | •      | KS*       |
| graphite           | KS        | •         | •    | -     | -    | -              | -         | •           | •      | KS*       |
| luminoso           | •         | •         | •    | -     | -    | -              | -         | •           | •      | -         |
| opale              | •         | •         | •    | -     | -    | -              | -         | •           | •      | -         |
| snow               | KS        | •         | •    | -     | -    | -              | -         | •           | •      | KS*       |
| terricio           | -         | •         | •    | -     | -    | -              | -         | •           | •      | -         |
| titanio            | -         | •         | •    | -     | -    | -              | -         | •           | •      | -         |

KS\* only unicolour, like carcase  
Shelves are only available in  
plastic (KS)!

## PREMIUM LINE

| ML Matt lacquered       | Carcase | Vis. side | W 19 | WR 19 | W 50 | W 75+<br>W 100 | Pilasters | XW5/<br>XW6 | Plinth | Shelving |
|-------------------------|---------|-----------|------|-------|------|----------------|-----------|-------------|--------|----------|
| snow                    | KS      | •         | •    | -     | •    | -              | -         | •           | •      | -        |
| RAL/Sikkens/NCS colours | -       | •         | •    | -     | •    | -              | -         | •           | •      | -        |

## LITE LINE

| ML Matt lacquered | Carcase | Vis. side | W 19 | WR 19 | W 50 | W 75+<br>W 100 | Pilasters | XW5/<br>XW6 | Plinth | Shelving |
|-------------------|---------|-----------|------|-------|------|----------------|-----------|-------------|--------|----------|
| snow              | -       | •         | •    | -     | •    | -              | -         | •           | •      | -        |

## PREMIUM LINE

| MLMi Micron-textured lacquer | Carcase | Vis. side | W 19 | WR 19 | W 50 | W 75+<br>W 100 | Pilasters | XW5/<br>XW6 | Plinth | Shelving |
|------------------------------|---------|-----------|------|-------|------|----------------|-----------|-------------|--------|----------|
| bianco                       | KS      | •         | •    | •     | •    | -              | -         | •           | •      | KS       |
| black                        | KS      | •         | •    | •     | •    | -              | -         | •           | •      | KS       |
| carbon                       | KS      | •         | •    | •     | •    | -              | -         | •           | •      | KS       |
| graphite                     | KS      | •         | •    | •     | •    | -              | -         | •           | •      | KS       |
| cashmere                     | KS      | •         | •    | •     | •    | -              | -         | •           | •      | KS       |
| pebble-grey                  | KS      | •         | •    | •     | •    | -              | -         | •           | •      | KS       |
| londra                       | KS      | •         | •    | •     | •    | -              | -         | •           | •      | KS       |
| marone                       | *       | •         | •    | •     | •    | -              | -         | •           | •      | *        |
| midnight blue                | *       | •         | •    | •     | •    | -              | -         | •           | •      | *        |
| moss                         | *       | •         | •    | •     | •    | -              | -         | •           | •      | *        |
| olive                        | *       | •         | •    | •     | •    | -              | -         | •           | •      | *        |
| orion                        | KS      | •         | •    | •     | •    | -              | -         | •           | •      | KS       |
| seta                         | *       | •         | •    | •     | •    | -              | -         | •           | •      | *        |
| shell                        | KS      | •         | •    | •     | •    | -              | -         | •           | •      | KS       |
| snow                         | KS      | •         | •    | •     | •    | -              | -         | •           | •      | KS       |
| fir green                    | *       | •         | •    | •     | •    | -              | -         | •           | •      | *        |
| urbano                       | *       | •         | •    | •     | •    | -              | -         | •           | •      | *        |
| RAL/Sikkens/NCS colours      | *       | •         | •    | •     | •    | -              | -         | •           | •      | *        |

## PREMIUM LINE

| MLSO Matt lacquered/Soft | Carcase | Vis. side | W 19 | WR 19 | W 50 | W 75+<br>W 100 | Pilasters | XW5/<br>XW6 | Plinth | Shelving |
|--------------------------|---------|-----------|------|-------|------|----------------|-----------|-------------|--------|----------|
| bianco                   | KS      | •         | •    | •     | •    | -              | -         | •           | •      | KS       |
| black                    | KS      | •         | •    | •     | •    | -              | -         | •           | •      | KS       |
| carbon                   | KS      | •         | •    | •     | •    | -              | -         | •           | •      | KS       |
| graphite                 | KS      | •         | •    | •     | •    | -              | -         | •           | •      | KS       |
| cashmere                 | KS      | •         | •    | •     | •    | -              | -         | •           | •      | KS       |
| pebble-grey              | KS      | •         | •    | •     | •    | -              | -         | •           | •      | KS       |
| londra                   | KS      | •         | •    | •     | •    | -              | -         | •           | •      | KS       |
| marone                   | *       | •         | •    | •     | •    | -              | -         | •           | •      | *        |
| midnight blue            | *       | •         | •    | •     | •    | -              | -         | •           | •      | *        |
| moss                     | *       | •         | •    | •     | •    | -              | -         | •           | •      | *        |
| olive                    | *       | •         | •    | •     | •    | -              | -         | •           | •      | *        |
| orion                    | KS      | •         | •    | •     | •    | -              | -         | •           | •      | KS       |
| seta                     | *       | •         | •    | •     | •    | -              | -         | •           | •      | *        |
| shell                    | KS      | •         | •    | •     | •    | -              | -         | •           | •      | KS       |

# Colour overview matt

## PREMIUM LINE

| MLSO Matt lacquered/Soft | Carcase | Vis. side | W 19 | WR 19 | W 50 | W 75+<br>W 100 | Pilasters | XW5/<br>XW6 | Plinth | Shelving |
|--------------------------|---------|-----------|------|-------|------|----------------|-----------|-------------|--------|----------|
| snow                     | KS      | •         | •    | •     | •    | -              | -         | •           | •      | KS       |
| fir green                | *       | •         | •    | •     | •    | -              | -         | •           | •      | *        |
| urbano                   | *       | •         | •    | •     | •    | -              | -         | •           | •      | *        |

## PREMIUM LINE

| UVM Matt lacquered | Carcase | Vis. side | W 19 | WR 19 | W 50 | W 75+<br>W 100 | Pilasters | XW5/<br>XW6 | Plinth | Shelving |
|--------------------|---------|-----------|------|-------|------|----------------|-----------|-------------|--------|----------|
| agave (N)          | -       | •         | •    | -     | -    | -              | -         | •           | •      | -        |
| aqua               | -       | •         | •    | -     | -    | -              | -         | •           | •      | -        |
| bianco             | KS      | •         | •    | -     | -    | -              | -         | •           | •      | KS       |
| black              | KS      | •         | •    | -     | -    | -              | -         | •           | •      | KS       |
| carbon             | KS      | •         | •    | -     | -    | -              | -         | •           | •      | KS       |
| crush gold         | -       | •         | •    | -     | -    | -              | -         | •           | •      | -        |
| dolphin            | KS      | •         | •    | -     | -    | -              | -         | •           | •      | KS       |
| fango              | -       | •         | •    | -     | -    | -              | -         | •           | •      | KS       |
| graphite (N)       | KS      | •         | •    | -     | -    | -              | -         | •           | •      | KS       |
| cashmere           | KS      | •         | •    | -     | -    | -              | -         | •           | •      | KS       |
| pebble-grey        | KS      | •         | •    | -     | -    | -              | -         | •           | •      | KS       |
| laguna             | -       | •         | •    | -     | -    | -              | -         | •           | •      | -        |
| londra (N)         | KS      | •         | •    | -     | -    | -              | -         | •           | •      | KS       |
| ocean              | -       | •         | •    | -     | -    | -              | -         | •           | •      | -        |
| slate              | KS      | •         | •    | -     | -    | -              | -         | •           | •      | KS       |
| snow               | KS      | •         | •    | -     | -    | -              | -         | •           | •      | KS       |
| steel gold-brown   | -       | •         | •    | -     | -    | -              | -         | •           | •      | -        |

Carcase shelves only available in KS!

## LITE LINE

| UVM Matt lacquered | Carcase | Vis. side | W 19 | WR 19 | W 50 | W 75+<br>W 100 | Pilasters | XW5/<br>XW6 | Plinth | Shelving |
|--------------------|---------|-----------|------|-------|------|----------------|-----------|-------------|--------|----------|
| agave (N)          | -       | •         | •    | -     | -    | -              | -         | •           | •      | -        |
| aqua               | -       | •         | •    | -     | -    | -              | -         | •           | •      | -        |
| bianco             | KS      | •         | •    | -     | -    | -              | -         | •           | •      | KS       |
| black              | -       | •         | •    | -     | -    | -              | -         | •           | •      | KS       |
| carbon             | KS      | •         | •    | -     | -    | -              | -         | •           | •      | KS       |
| crush gold         | -       | •         | •    | -     | -    | -              | -         | •           | •      | -        |
| dolphin            | KS      | •         | •    | -     | -    | -              | -         | •           | •      | KS       |
| fango              | -       | •         | •    | -     | -    | -              | -         | •           | •      | KS       |
| graphite (N)       | -       | •         | •    | -     | -    | -              | -         | •           | •      | KS       |
| cashmere           | -       | •         | •    | -     | -    | -              | -         | •           | •      | KS       |
| pebble-grey        | -       | •         | •    | -     | -    | -              | -         | •           | •      | KS       |
| laguna             | -       | •         | •    | -     | -    | -              | -         | •           | •      | -        |
| londra (N)         | -       | •         | •    | -     | -    | -              | -         | •           | •      | KS       |
| ocean              | -       | •         | •    | -     | -    | -              | -         | •           | •      | -        |
| slate              | KS      | •         | •    | -     | -    | -              | -         | •           | •      | KS       |
| snow               | -       | •         | •    | -     | -    | -              | -         | •           | •      | KS       |
| steel gold-brown   | -       | •         | •    | -     | -    | -              | -         | •           | •      | -        |

Carcase shelves only available in KS!

## PREMIUM LINE

| DL Direct lacquered | Carcase | Vis. side | W 19 | WR 19 | W 50 | W 75+<br>W 100 | Pilasters | XW5/<br>XW6 | Plinth | Shelving |
|---------------------|---------|-----------|------|-------|------|----------------|-----------|-------------|--------|----------|
| black (N)           | KS      | •         | •    | -     | -    | -              | -         | •           | •      | KS       |
| grigio (N)          | -       | •         | •    | -     | -    | -              | -         | •           | •      | KS       |
| cashmere (N)        | KS      | •         | •    | -     | -    | -              | -         | •           | •      | KS       |
| orion (N)           | KS      | •         | •    | -     | -    | -              | -         | •           | •      | KS       |

Carcase shelves only available in KS!

## LITE LINE

| DL Direct lacquered | Carcase | Vis. side | W 19 | WR 19 | W 50 | W 75+<br>W 100 | Pilasters | XW5/<br>XW6 | Plinth | Shelving |
|---------------------|---------|-----------|------|-------|------|----------------|-----------|-------------|--------|----------|
| black (N)           | -       | •         | •    | -     | -    | -              | -         | •           | •      | KS       |
| grigio (N)          | -       | •         | •    | -     | -    | -              | -         | •           | •      | KS       |
| cashmere (N)        | -       | •         | •    | -     | -    | -              | -         | •           | •      | KS       |
| orion (N)           | -       | •         | •    | -     | -    | -              | -         | •           | •      | KS       |



## Colour overview matt

### NEW LINE

| DL Direct lacquered | Carcase | Vis. side | W 19 | WR 19 | W 50 | W 75+<br>W 100 | Pilasters | XW5/<br>XW6 | Plinth | Shelving |
|---------------------|---------|-----------|------|-------|------|----------------|-----------|-------------|--------|----------|
| black               | (N) -   | •         | •    | -     | -    | -              | -         | •           | •      | KS       |
| grigio              | (N) -   | •         | •    | -     | -    | -              | -         | •           | •      | KS       |
| cashmere            | (N) -   | •         | •    | -     | -    | -              | -         | •           | •      | KS       |
| orion               | (N) -   | •         | •    | -     | -    | -              | -         | •           | •      | KS       |

### PREMIUM LINE

| LM Lacquered metal look | Carcase | Vis. side | W 19 | WR 19 | W 50 | W 75+<br>W 100 | Pilasters | XW5/<br>XW6 | Plinth | Shelving |
|-------------------------|---------|-----------|------|-------|------|----------------|-----------|-------------|--------|----------|
| bronze dark             | -       | •         | •    | -     | •    | •              | -         | •           | •      | -        |
| bronze light            | -       | •         | •    | -     | •    | •              | -         | •           | •      | -        |
| silver                  | -       | •         | •    | -     | •    | •              | -         | •           | •      | -        |
| titanium                | -       | •         | •    | -     | •    | •              | -         | •           | •      | -        |

## Colour overview high-gloss

### PREMIUM LINE

| EG Fine gloss | Carcase | Vis. side | W 19 | WR 19 | W 50 | W 75+<br>W 100 | Pilasters | XW5/<br>XW6 | Plinth | Shelving |
|---------------|---------|-----------|------|-------|------|----------------|-----------|-------------|--------|----------|
| cashmere      | KS      | •         | •    | -     | •    | •              | -         | -           | •      | •        |

### LITE LINE

| EG Fine gloss | Carcase | Vis. side | W 19 | WR 19 | W 50 | W 75+<br>W 100 | Pilasters | XW5/<br>XW6 | Plinth | Shelving |
|---------------|---------|-----------|------|-------|------|----------------|-----------|-------------|--------|----------|
| cashmere      | -       | •         | •    | -     | •    | •              | -         | -           | •      | •        |

### NEW LINE

| EG Fine gloss | Carcase | Vis. side | W 19 | WR 19 | W 50 | W 75+<br>W 100 | Pilasters | XW5/<br>XW6 | Plinth | Shelving |
|---------------|---------|-----------|------|-------|------|----------------|-----------|-------------|--------|----------|
| cashmere      | -       | •         | •    | -     | -    | -              | -         | -           | •      | •        |

### PREMIUM LINE

| SG HPL gloss | Carcase | Vis. side | W 19 | WR 19 | W 50 | W 75+<br>W 100 | Pilasters | XW5/<br>XW6 | Plinth | Shelving |
|--------------|---------|-----------|------|-------|------|----------------|-----------|-------------|--------|----------|
| bianco       | KS      | •         | •    | -     | •    | •              | -         | •           | •      | •        |
| optiwhite    | KS      | •         | •    | -     | •    | •              | -         | •           | •      | •        |
| snow         | KS      | •         | •    | -     | •    | •              | -         | •           | •      | •        |

### LITE LINE

| SG HPL gloss | Carcase | Vis. side | W 19 | WR 19 | W 50 | W 75+<br>W 100 | Pilasters | XW5/<br>XW6 | Plinth | Shelving |
|--------------|---------|-----------|------|-------|------|----------------|-----------|-------------|--------|----------|
| bianco       | KS      | •         | •    | -     | •    | •              | -         | •           | •      | •        |
| optiwhite    | -       | •         | •    | -     | •    | •              | -         | •           | •      | •        |
| snow         | -       | •         | •    | -     | •    | •              | -         | •           | •      | •        |

### NEW LINE

| SG HPL gloss | Carcase | Vis. side | W 19 | WR 19 | W 50 | W 75+<br>W 100 | Pilasters | XW5/<br>XW6 | Plinth | Shelving |
|--------------|---------|-----------|------|-------|------|----------------|-----------|-------------|--------|----------|
| bianco       | KS      | •         | •    | -     | -    | -              | -         | •           | •      | •        |
| optiwhite    | -       | •         | •    | -     | -    | -              | -         | •           | •      | •        |
| snow         | -       | •         | •    | -     | -    | -              | -         | •           | •      | •        |

## Colour overview high-gloss

### PREMIUM LINE

| UVHG High-gloss laquered | Carcase | Vis. side | W 19 | WR 19 | W 50 | W 75+<br>W 100 | Pilasters | XW5/<br>XW6 | Plinth | Shelving |
|--------------------------|---------|-----------|------|-------|------|----------------|-----------|-------------|--------|----------|
| bianco                   | KS      | •         | •    | -     | -    | -              | -         | •           | -      | SG       |
| grigio                   | -       | •         | •    | -     | -    | -              | -         | •           | •      | -        |
| cashmere                 | KS      | •         | •    | -     | -    | -              | -         | •           | -      | EG       |
| optiwhite                | KS      | •         | •    | -     | -    | -              | -         | •           | -      | SG       |
| snow                     | KS      | •         | •    | -     | -    | -              | -         | •           | -      | SG       |

### LITE LINE

| UVHG High-gloss laquered | Carcase | Vis. side | W 19 | WR 19 | W 50 | W 75+<br>W 100 | Pilasters | XW5/<br>XW6 | Plinth | Shelving |
|--------------------------|---------|-----------|------|-------|------|----------------|-----------|-------------|--------|----------|
| bianco                   | KS      | •         | •    | -     | -    | -              | -         | •           | -      | SG       |
| grigio                   | -       | •         | •    | -     | -    | -              | -         | •           | •      | -        |
| cashmere                 | -       | •         | •    | -     | -    | -              | -         | •           | -      | EG       |
| optiwhite                | -       | •         | •    | -     | -    | -              | -         | •           | -      | SG       |
| snow                     | -       | •         | •    | -     | -    | -              | -         | •           | -      | SG       |

### NEW LINE

| UVHG High-gloss laquered | Carcase | Vis. side | W 19 | WR 19 | W 50 | W 75+<br>W 100 | Pilasters | XW5/<br>XW6 | Plinth | Shelving |
|--------------------------|---------|-----------|------|-------|------|----------------|-----------|-------------|--------|----------|
| bianco                   | KS      | •         | •    | -     | -    | -              | -         | •           | -      | SG       |
| grigio                   | -       | •         | •    | -     | -    | -              | -         | •           | •      | -        |
| cashmere                 | -       | •         | •    | -     | -    | -              | -         | •           | -      | EG       |
| optiwhite                | -       | •         | •    | -     | -    | -              | -         | •           | -      | SG       |
| snow                     | -       | •         | •    | -     | -    | -              | -         | •           | -      | SG       |

### PREMIUM LINE

| LG High-gloss lacquered | Carcase | Vis. side | W 19 | WR 19 | W 50 | W 75+<br>W 100 | Pilasters | XW5/<br>XW6 | Plinth | Shelving |
|-------------------------|---------|-----------|------|-------|------|----------------|-----------|-------------|--------|----------|
| snow                    | KS      | •         | •    | -     | •    | -              | -         | •           | •      | SG       |
| RAL/Sikkens/NCS colours | -       | •         | •    | -     | •    | -              | -         | •           | •      | -        |

LG high-gloss lacquered models can also be combined with visible sides, panels, etc. in SG HPL gloss.

### LITE LINE

| LG High-gloss lacquered | Carcase | Vis. side | W 19 | WR 19 | W 50 | W 75+<br>W 100 | Pilasters | XW5/<br>XW6 | Plinth | Shelving |
|-------------------------|---------|-----------|------|-------|------|----------------|-----------|-------------|--------|----------|
| snow                    | -       | •         | •    | -     | •    | -              | -         | •           | •      | SG       |

LG high-gloss lacquered models can also be combined with visible sides, panels, etc. in SG HPL gloss.

### PREMIUM LINE

| ACG - Acrylic glossy | Carcase | Vis. side | W 19 | WR 19 | W 50 | W 75+<br>W 100 | Pilasters | XW5/<br>XW6 | Plinth | Shelving |
|----------------------|---------|-----------|------|-------|------|----------------|-----------|-------------|--------|----------|
| bianco               | KS      | •         | •    | -     | -    | -              | -         | •           | •      | -        |
| black                | KS      | •         | •    | -     | -    | -              | -         | •           | •      | -        |
| fumo                 | -       | •         | •    | -     | -    | -              | -         | •           | •      | -        |
| cashmere             | KS      | •         | •    | -     | -    | -              | -         | •           | •      | -        |
| snow                 | KS      | •         | •    | -     | -    | -              | -         | •           | •      | -        |

## Colour overview Wood Edition: Wood Range + Specials

### PREMIUM LINE

| F1 Knotty raw, Strong veneer, knotty with figure, blasted | Carcase | Vis. side | Panels | Panels +<br>grooves | XW5/<br>XW6 | Plinth | Shelving |
|---|---------|-----------|--------|---------------------|-------------|--------|----------|
| beachwood   | -       | •         | •      | •                   | •           | •      | -        |
| bianco  | KS      | •         | •      | •                   | •           | •      | -        |
| black   | KS      | •         | •      | •                   | •           | •      | -        |
| chalk   | -       | •         | •      | •                   | •           | •      | -        |
| chestnut  | -       | •         | •      | •                   | •           | •      | -        |
| driftwood   | -       | •         | •      | •                   | •           | •      | -        |
| graphite  | KS      | •         | •      | •                   | XW5         | •      | -        |
| nature  | -       | •         | •      | •                   | •           | •      | -        |
| olive   | -       | •         | •      | •                   | •           | •      | -        |
| pastell loam  | -       | •         | •      | •                   | XW5         | •      | -        |
| pastell shadow  | -       | •         | •      | •                   | XW5         | •      | -        |
| pastell smoke   | -       | •         | •      | •                   | XW5         | •      | -        |
| plage   | -       | •         | •      | •                   | XW5         | •      | -        |
| shell   | KS      | •         | •      | •                   | •           | •      | -        |
| RAL/Sikkens/NCS colours                                   | -       | •         | •      | •                   | •           | •      | -        |

## Colour overview Wood Edition: Wood Range + Specials

| F2 Knotty brushed, Knotty veneer with figure, brushed | Carcase | Vis. side | Panels | Panels + grooves | XW5/XW6 | KL/LL | Pilasters | Country Style | Plinth | Shelving | M |
|---|---------|-----------|--------|------------------|---------|-------|-----------|---------------|--------|----------|---|
| beachwood   | -       | •         | •      | •                | •       | -     | -         | -             | •      | •        | • |
| bianco  | KS      | •         | •      | •                | •       | 40/41 | M         | •             | •      | •        | • |
| black   | KS      | •         | •      | •                | •       | 40/41 | M         | •             | •      | •        | • |
| chalk   | -       | •         | •      | •                | •       | -     | -         | -             | •      | •        | • |
| chestnut  | -       | •         | •      | •                | •       | -     | -         | -             | •      | •        | • |
| driftwood   | -       | •         | •      | •                | •       | -     | -         | -             | •      | •        | • |
| nature  | -       | •         | •      | •                | •       | -     | -         | -             | •      | •        | • |
| real-nature   | -       | •         | •      | -                | •       | -     | -         | -             | •      | •        | • |
| olive   | -       | •         | •      | •                | •       | 40/41 | M         | •             | •      | •        | • |
| shell   | KS      | •         | •      | •                | •       | 40/41 | M         | •             | •      | •        | • |
| walnut  | -       | •         | •      | •                | •       | -     | -         | -             | •      | •        | • |
| RAL/Sikkens/NCS colours                               | -       | •         | •      | •                | •       | 40/41 | M         | •             | •      | •        | • |

| F3 Striped brushed, Plain Veneer without figure, brushed | Carcase | Vis. side | Panels | Panels + grooves | XW5/XW6 | KL/LL | Pilasters | Country Style | Plinth | Shelving | M |
|--|---------|-----------|--------|------------------|---------|-------|-----------|---------------|--------|----------|---|
| beachwood  | -       | •         | •      | •                | •       | -     | -         | -             | •      | •        | • |
| bianco   | KS      | •         | •      | •                | •       | 40/41 | M         | •             | •      | •        | • |
| black  | KS      | •         | •      | •                | •       | 40/41 | M         | •             | •      | •        | • |
| chalk  | -       | •         | •      | •                | •       | -     | -         | -             | •      | •        | • |
| chestnut   | -       | •         | •      | •                | •       | -     | -         | -             | •      | •        | • |
| driftwood  | -       | •         | •      | •                | •       | -     | -         | -             | •      | •        | • |
| nature   | -       | •         | •      | •                | •       | -     | -         | -             | •      | •        | • |
| olive  | -       | •         | •      | •                | •       | 40/41 | M         | •             | •      | •        | • |
| shell  | KS      | •         | •      | •                | •       | 40/41 | M         | •             | •      | •        | • |
| walnut   | -       | •         | •      | •                | •       | -     | -         | -             | •      | •        | • |
| RAL/Sikkens/NCS colours                                  | -       | •         | •      | •                | •       | 40/41 | M         | •             | •      | •        | • |

| F4 Silky smart, Silky gloss finish | Carcase | Vis. side | Panels | Panels + grooves | XW5/XW6 | KL/LL | Pilasters | Country Style | Plinth | Shelving | M |
|------------------------------------|---------|-----------|--------|------------------|---------|-------|-----------|---------------|--------|----------|---|
| bianco                             | KS      | •         | •      | •                | -       | 40/41 | M         | •             | •      | •        | • |
| black                              | KS      | •         | •      | •                | -       | 40/41 | M         | •             | •      | •        | • |
| olive                              | -       | •         | •      | •                | -       | 40/41 | M         | •             | •      | •        | • |
| shell                              | KS      | •         | •      | •                | -       | 40/41 | M         | •             | •      | •        | • |
| RAL/Sikkens/NCS colours            | -       | •         | •      | •                | -       | 40/41 | M         | •             | •      | •        | • |

## Conversion table

## Oak-Line → Wood Range + Wood Specials

| NOW               |    | PREVIOUSLY |               |           |                          |  |
|-------------------|----|------------|---------------|-----------|--------------------------|--|
| Model name        |    | Wood Range | Wood Specials | Identical | Oak-Line Model name      |  |
| MERINO H/V        | F1 | •          |               | < >       | LEGNO H/V                |  |
| SPLIT-PLANK OAK V | F1 | •          |               | < >       | PLANK-OAK anticato       |  |
| TELAIO            | F1 | •          |               | < >       | TELAIO anticato          |  |
| CADRE             | F1 | •          |               | < >       | CADRE anticato           |  |
| ORBITA            | F1 |            | •             | < >       | ORBITA anticato          |  |
| STRETTO           | F1 | •          |               | < >       | STRETTO anticato         |  |
| RIPIENO           | F1 |            | •             | < >       | RIPIENO anticato         |  |
| ROUGH ZERO+R15    | F1 |            | •             | < >       | ROUGH ZERO+R15           |  |
| MERINO H/V        | F2 | •          |               | < >       | MERINO anticato          |  |
| SPLIT OAK H/V     | F2 | •          |               | < >       | SPLIT-OAK H/V            |  |
| LAMELLA           | F2 | •          |               | < >       | LAMELLA anticato         |  |
| REAL-OAK H/V      | F2 |            | •             | < >       | REAL-OAK H/V anticato    |  |
| BLACK-LINE        | F3 |            | •             | < >       | BLACK-LINE               |  |
| NOTCHO            | F3 |            | •             | < >       | NOTCHO                   |  |
| TOSCANA           | F4 | •          |               | < >       | TOSCANA (normal, not PM) |  |

Please find more detailed information on page 55

## Discontinued items 2023

### PREMIUM LINE

| Door styles            |                   |                 |                    |
|------------------------|-------------------|-----------------|--------------------|
| CASTLE matt complete   | CONCRETE complete | ESPRIT magnolia | GROOVE magnolia    |
| LUCE INFINITY complete | LUCIDA bianco     | MEDA magnolia   | METALL light umbra |
| MODERNO magnolia       | POMP complete     | PORTO wl bianco | SHERWOOD cigar     |
| SILK complete          |                   |                 |                    |

Note:

The discontinued models listed are available up to the end of December 2023!

| Carcase colours |  |  |  |
|-----------------|--|--|--|
| grigio 095      |  |  |  |

## Discontinued items 2023

### LITE LINE

| Door styles     |                        |               |                    |
|-----------------|------------------------|---------------|--------------------|
| ESPRIT magnolia | LUCE INFINITY complete | LUCIDA bianco | METALL light umbra |
| PORTO wl bianco | SHERWOOD cigar         | SILK complete |                    |

Note:

The discontinued models listed are available up to the end of December 2023!

## Discontinued items 2023

### NEW LINE

| Door styles     |                        |                 |               |
|-----------------|------------------------|-----------------|---------------|
| ESPRIT magnolia | LUCE INFINITY complete | PORTO wl bianco | SILK complete |

Note:

The discontinued models listed are available up to the end of December 2023!

## Discontinued items 2023

### LITE LINE

### PREMIUM LINE

### NEW LINE

| Handles |     |     |     |
|---------|-----|-----|-----|
| 270     | 279 | 297 | 413 |
| 414     |     |     |     |

| Worktop styles   |                  |                            |  |
|------------------|------------------|----------------------------|--|
| 1002 ARKOSA SAND | 1043 JURA MARMOR | 1041 ICY WHITE SOLID COLOR |  |

**Schröder Küchen GmbH & Co. KG**

Oepings Brink 7 – D-32278 Kirchlengern  
Fon +49 (0) 52 23 / 97 35-0 – Fax +49 (0) 52 23 / 97 35-35/-341  
info@schroeder-kuechen.de – www.schroeder-kuechen.de